

ETSI TS 102 796 V1.7.1 (2023-09)



Hybrid Broadcast Broadband TV

EBU



Reference

RTS/JTC-116

Keywords

broadcasting, DVB, HTML, internet, multimedia

ETSI

650 Route des Lucioles
F-06921 Sophia Antipolis Cedex - FRANCE

Tel.: +33 4 92 94 42 00 Fax: +33 4 93 65 47 16

Siret N° 348 623 562 00017 - APE 7112B
Association à but non lucratif enregistrée à la
Sous-Préfecture de Grasse (06) N° w061004871

Important notice

The present document can be downloaded from:

<https://www.etsi.org/standards-search>

The present document may be made available in electronic versions and/or in print. The content of any electronic and/or print versions of the present document shall not be modified without the prior written authorization of ETSI. In case of any existing or perceived difference in contents between such versions and/or in print, the prevailing version of an ETSI deliverable is the one made publicly available in PDF format at www.etsi.org/deliver.

Users of the present document should be aware that the document may be subject to revision or change of status.

Information on the current status of this and other ETSI documents is available at

<https://portal.etsi.org/TB/ETSIDeliverableStatus.aspx>

If you find errors in the present document, please send your comment to one of the following services:

<https://portal.etsi.org/People/CommitteeSupportStaff.aspx>

If you find a security vulnerability in the present document, please report it through our
Coordinated Vulnerability Disclosure Program:

<https://www.etsi.org/standards/coordinated-vulnerability-disclosure>

Notice of disclaimer & limitation of liability

The information provided in the present deliverable is directed solely to professionals who have the appropriate degree of experience to understand and interpret its content in accordance with generally accepted engineering or other professional standard and applicable regulations.

No recommendation as to products and services or vendors is made or should be implied.

No representation or warranty is made that this deliverable is technically accurate or sufficient or conforms to any law and/or governmental rule and/or regulation and further, no representation or warranty is made of merchantability or fitness for any particular purpose or against infringement of intellectual property rights.

In no event shall ETSI be held liable for loss of profits or any other incidental or consequential damages.

Any software contained in this deliverable is provided "AS IS" with no warranties, express or implied, including but not limited to, the warranties of merchantability, fitness for a particular purpose and non-infringement of intellectual property rights and ETSI shall not be held liable in any event for any damages whatsoever (including, without limitation, damages for loss of profits, business interruption, loss of information, or any other pecuniary loss) arising out of or related to the use of or inability to use the software.

Copyright Notification

No part may be reproduced or utilized in any form or by any means, electronic or mechanical, including photocopying and microfilm except as authorized by written permission of ETSI.

The content of the PDF version shall not be modified without the written authorization of ETSI.

The copyright and the foregoing restriction extend to reproduction in all media.

© ETSI 2023.

© European Broadcasting Union 2023.

All rights reserved.

Contents

Intellectual Property Rights	17
Foreword.....	17
Modal verbs terminology.....	17
Introduction	18
1 Scope	20
2 References	20
2.1 Normative references	20
2.2 Informative references.....	24
3 Definition of terms, symbols and abbreviations.....	26
3.1 Terms.....	26
3.2 Symbols.....	27
3.3 Abbreviations	27
4 Overview	31
4.1 Applications	31
4.2 Architecture (informative).....	31
4.2.1 Introduction.....	31
4.2.2 System overview.....	32
4.2.3 Functional terminal components.....	32
4.3 Terminal capabilities and extensions.....	34
4.4 Specification overview	34
4.5 Referenced W3C and WHATWG Specifications.....	36
5 User experience (informative).....	36
5.0 Introduction	36
5.1 Visual appearance of interactive applications	36
5.1.1 Balance of video and application	36
5.1.2 Service selection and event change.....	37
5.2 User input	38
5.3 Access to interactive applications	39
5.3.1 Overview of ways of access.....	39
5.3.2 Inaccessibility of applications	40
5.3.3 Starting broadcast-related autostart applications	40
5.3.3.1 Possible states of an autostart application	40
5.3.3.2 "Red Button" applications.....	41
5.3.4 Starting digital teletext applications.....	41
5.3.5 Starting broadcast-independent applications	42
5.4 Exiting and hiding broadcast-related applications.....	43
5.5 Companion Screens	43
5.6 User interface issues.....	44
5.6.1 Advertising broadcast applications	44
5.6.2 Co-existence with CI and CI Plus MMI.....	44
5.6.3 Encrypted channels	44
6 Service and application model	44
6.1 Application model	44
6.2 Application lifecycle	45
6.2.1 Introduction.....	45
6.2.2 Starting and stopping applications	45
6.2.2.1 Summary (informative).....	45
6.2.2.2 Behaviour when selecting a broadcast service	46
6.2.2.3 Behaviour while a broadcast service is selected.....	48
6.2.2.4 Time-shifting behaviour	50
6.2.2.5 Simultaneous broadcast/broadband/CI Plus application signalling.....	51
6.2.2.5.1 Priority.....	51

6.2.2.5.2	Not currently operational broadband connection.....	51
6.2.2.5.3	Currently operational broadband connection and error accessing initial page	51
6.2.2.5.4	Not currently operational CI Plus protocol.....	51
6.2.2.5.5	Currently operational CI Plus connection and error accessing file system.....	51
6.2.2.5.6	Application launch failure	51
6.2.2.6	Broadcast-independent applications.....	52
6.2.2.6.1	Lifecycle issues	52
6.2.2.6.2	Launch context signalling (informative)	53
6.2.2.7	Access to broadcast resources while presenting broadband-delivered A/V	54
6.2.2.8	Behaviour on encrypted broadcast services	54
6.2.2.9	Applications launched from non-HbbTV® application environments.....	55
6.2.2.10	Parental ratings.....	55
6.2.2.11	Other general behaviour	55
6.2.3	Application lifecycle example (informative)	57
6.2.4	Application visibility	58
6.3	Application boundary	59
6.3.1	Introduction.....	59
6.3.2	Origin.....	59
6.3.3	Application boundary definition	60
7	Formats and protocols	61
7.1	General formats and protocols.....	61
7.1.1	Graphic formats	61
7.1.2	Audio description.....	61
7.2	Broadcast-specific format and protocols	61
7.2.1	System, video, audio and subtitle formats	61
7.2.2	Protocol for application transport	62
7.2.3	Signalling of applications	63
7.2.3.1	Broadcast signalling	63
7.2.3.2	Broadcast-independent application signalling.....	66
7.2.4	Synchronization	69
7.2.5	DSM-CC carousel.....	69
7.2.5.1	Mounting related constraints	69
7.2.5.2	Initial carousel mounting.....	69
7.2.5.3	Subsequent carousel mountings (during the lifecycle of an application)	69
7.2.5.4	Constraints	70
7.2.5.5	Performance (informative)	70
7.2.6	Data services.....	71
7.2.7	File system acceleration	71
7.2.7.1	Introduction.....	71
7.2.7.2	HbbTV® stored groups descriptor	71
7.2.7.3	Group location descriptor.....	72
7.2.7.4	Group Manifest file name	72
7.2.7.5	File groups referenced by multiple carousels	73
7.2.7.6	The use_version flag	73
7.2.8	Protocol for download	73
7.3	Broadband-specific format and protocols.....	73
7.3.1	System, video and audio formats	73
7.3.1.1	General requirements	73
7.3.1.2	Systems layers.....	75
7.3.1.3	Video.....	76
7.3.1.4	Audio.....	77
7.3.1.5	Subtitles.....	78
7.3.1.5.1	TTML based subtitles.....	78
7.3.1.5.2	Broadcast subtitles.....	79
7.3.2	Protocols	80
7.3.2.1	Protocols for streaming	80
7.3.2.2	Protocols for download	80
7.3.2.3	Void.....	80
7.3.2.4	HTTP User-Agent header	80
7.3.2.5	HTTP Redirects.....	81
7.3.2.6	HTTP Caching	81

7.3.2.7	Simultaneous HTTP connections	82
7.3.2.8	HTTP/2	82
8	Browser application environment	82
8.1	DAE specification usage	82
8.2	Defined JavaScript APIs	82
8.2.1	Acquisition of DSM-CC stream events	82
8.2.1.1	Adding and removing stream event listeners	82
8.2.1.2	DSM-CC StreamEvent event	84
8.2.2	Carousel objects access with XMLHttpRequest	84
8.2.3	APIs for media synchronization.....	85
8.2.3.1	Introduction (informative).....	85
8.2.3.2	The MediaSynchroniser embedded object	86
8.2.3.2.0	General	86
8.2.3.2.1	Properties.....	86
8.2.3.2.2	Methods	89
8.2.3.2.3	DOM2 events	93
8.2.3.2.4	Error codes	93
8.2.3.3	The CorrelationTimestamp class.....	94
8.2.3.3.1	General	94
8.2.3.3.2	Properties.....	94
8.2.4	APIs for automatic deletion of downloaded content.....	95
8.2.5	APIs for obtaining the LCN of a service.....	95
8.2.6	Companion Screen discovery APIs	96
8.2.6.1	HbbTVCSManager embedded object	96
8.2.6.2	DiscoveredTerminal class	97
8.2.6.3	Void.....	97
9	System integration.....	98
9.1	Mapping from APIs to protocols.....	98
9.1.1	Unicast streaming	98
9.1.1.1	General streaming requirements.....	98
9.1.1.2	HTTP streaming	98
9.1.1.3	Media player implementations and API behaviour	98
9.1.2	Unicast content download.....	98
9.1.3	Seek accuracy	98
9.2	URLs	100
9.3	Other file formats	102
9.3.1	Stream event	102
9.3.2	MPEG DASH event integration.....	102
9.3.2.1	General	102
9.3.2.2	HTML5 media element	103
9.4	Presentation of adaptive bitrate content.....	105
9.4.1	General.....	105
9.4.2	Behaviour for HTML5 media objects.....	105
9.4.3	Behaviour for the A/V Control object	107
9.5	Downloading content via FDP	108
9.5.1	Download registration.....	108
9.5.2	Single file with multiple URLs.....	108
9.5.3	Properties of the Download object.....	108
9.5.4	Download state diagram	109
9.6	Media element integration.....	111
9.6.1	General.....	111
9.6.2	Resource management	111
9.6.3	Transition behaviour	113
9.6.4	Reporting and control of buffering	113
9.6.5	Distinguishing multiple media tracks (informative)	114
9.6.6	Controls attribute	114
9.6.7	DRM	114
9.6.8	Parental Rating Errors.....	115
9.6.9	Downloaded Content	115
9.6.10	Video presentation	115

9.6.11	getStartDate method	116
9.6.12	End of stream indication	116
9.6.13	Media Source Extensions	116
9.7	Synchronization	118
9.7.1	Synchronization and video objects	118
9.7.1.1	video/broadcast object	118
9.7.1.2	HTML5 media element	119
9.7.1.3	Void	120
9.7.2	Tolerance	121
9.7.3	Timeline availability	121
9.7.4	Minimum synchronization accuracy	122
9.8	Reliability and resilience	123
9.9	WebSocket Server and JSON-RPC Implementation	124
9.9.1	Introduction	124
9.9.2	The Web Socket Server	124
9.9.2.1	Discovery of the WebSocket Server	124
9.9.2.2	Securing the WebSocket Server	124
9.9.2.2.1	Mixed Content Issues	124
9.9.2.2.2	Additional Security Considerations	125
9.9.2.3	CORS Considerations	125
9.9.3	JSON-RPC Messaging	125
9.9.3.1	The JSON-RPC Message Format	125
9.9.3.2	Message batching	125
9.9.4	JSON-RPC Notifications from the terminal	125
9.9.4.1	The JSON-RPC Notifications	125
9.9.4.2	Registration for JSON-RPC Notifications (informative)	126
9.9.4.3	Subscribe API	126
9.9.4.4	Unsubscribe API	127
9.9.5	Request capability negotiation	127
9.9.6	Extensibility and compatibility	129
9.9.7	JSON-RPC Response Error Codes	129
9.9.8	JSON-RPC Response formats for non-Error Messages (informative)	130
9.10	Switching between broadcast and broadband-delivered content	130
10	Capabilities	131
10.1	Display model	131
10.2	Terminal capabilities and functions	132
10.2.1	Minimum terminal capabilities	132
10.2.2	User input	137
10.2.2.1	Key events	137
10.2.2.2	Mouse and wheel events	139
10.2.3	Terminal functions	139
10.2.3.1	Favourites and bookmarks	139
10.2.3.2	Streaming and Download	139
10.2.3.3	PVR	140
10.2.3.4	Download via broadcast using FDP	140
10.2.4	HbbTV [®] reported capabilities and option strings	140
10.2.4.1	General structure	140
10.2.4.2	Forward compatibility - Terminals	140
10.2.4.3	Forward compatibility - Applications	141
10.2.4.4	Third Party Extensions	141
10.2.4.5	Namespaces	142
10.2.4.6	Document Type Definition	142
10.2.4.7	XML Contents	142
10.2.4.8	Option strings	148
10.2.5	Void	149
10.2.6	Parental access control	149
10.2.6.1	Broadcast channel	149
10.2.6.2	Broadband delivered content	150
10.2.6.3	Downloaded content	150
10.2.6.4	PVR	151
10.2.6.5	Synchronization and parental access control	151

10.2.7	Component selection.....	151
10.2.7.1	General	151
10.2.7.2	Component selection by the terminal.....	153
10.2.7.3	Component selection by the application	154
10.2.7.4	Single decoder model.....	155
10.2.7.5	Multi-decoder model.....	155
10.2.7.6	Component selection with MSE (informative).....	156
10.2.8	Multi-stream media synchronization	156
10.2.8.1	General	156
10.2.8.2	Void.....	157
10.2.8.3	Other synchronization cases.....	157
10.2.8.4	Supported combinations.....	158
10.2.9	Inter-device media synchronization.....	159
10.2.9.1	General	159
10.2.9.2	Master terminal	159
10.2.9.3	Void.....	159
10.2.10	Application to media synchronization	159
10.2.11	Combining audio from memory and broadcast/broadband audio/video	159
10.2.12	Audio level adjustment for audio mixing	160
11	Security.....	161
11.1	Application and service security	161
11.2	TLS and Root Certificates	162
11.2.1	TLS support	162
11.2.2	Cipher suites	163
11.2.3	Root certificates	164
11.2.4	Signature algorithms	164
11.2.5	Key sizes and elliptic curves.....	164
11.2.6	Backward compatibility	165
11.3	TLS client certificates	165
11.4	CI Plus.....	165
11.4.1	CI Plus communication.....	165
11.4.2	Void.....	166
11.4.3	Auxiliary file system.....	166
11.4.4	Virtual channel.....	166
11.4.5	IP Delivery CICAM player mode	166
11.5	Protected content via broadband	166
11.6	Protected content via download.....	167
11.7	Terminal WebSocket service endpoints	167
11.8	Cookie storage.....	167
11.9	Use of unencrypted HTTP.....	168
11.10	Web cryptography API.....	168
11.10.1	Random number generation.....	168
12	Privacy.....	168
12.0	Overview	168
12.1	Terminal privacy features.....	169
12.1.1	Tracking preference expression (DNT)	169
12.1.1.0	Background	169
12.1.1.1	Principles.....	169
12.1.1.2	Expressing a tracking preference	169
12.1.1.2.1	Expression format.....	169
12.1.1.2.2	DNT header field for HTTP requests	169
12.1.2	Third party cookies	170
12.1.3	Blocking tracking websites.....	170
12.1.4	Persistent storage	170
12.1.5	Distinctive identifiers.....	171
12.2	Respecting privacy in applications	171
13	Media synchronization	172
13.1	General (informative).....	172
13.2	Architecture (informative).....	172
13.2.1	General.....	172

13.2.2	Multi-stream synchronization	173
13.2.3	Inter-device synchronization.....	174
13.2.4	Master media and other media.....	177
13.3	Media synchronization states and transitions	177
13.3.1	States overview (informative).....	177
13.3.2	Multi-stream synchronization	179
13.3.3	Becoming a master terminal	179
13.3.4	Ceasing to be a master terminal.....	180
13.3.5	Void	180
13.3.6	Void	180
13.3.7	Transient errors.....	180
13.3.8	Permanent errors.....	181
13.4	Timelines and timestamping.....	181
13.4.1	Reference point for timestamping.....	181
13.4.2	Supported timelines and their selection	181
13.4.3	Synchronization timeline	183
13.4.3.1	Timelines for the MediaSynchroniser API.....	183
13.4.3.2	Synchronization timeline for Inter-device synchronization	183
13.4.4	Timeline Selector for media timeline of media elements	183
13.5	Buffer for media synchronization.....	184
13.5.1	General.....	184
13.5.2	Media synchronization buffering cases.....	184
13.6	Content Identification Information service endpoint.....	185
13.6.1	General.....	185
13.6.2	CSS-CII service endpoint (master terminal).....	185
13.6.3	Void	187
13.7	Wall clock synchronization	187
13.7.1	General.....	187
13.7.2	Wall clock properties.....	187
13.7.3	WC-Server (master terminal).....	188
13.7.4	Void	188
13.8	Timeline Synchronization service endpoint	188
13.8.1	General.....	188
13.8.2	CSS-TS service endpoint (master terminal).....	188
13.8.2.1	General.....	188
13.8.2.2	Synchronization timeline availability.....	189
13.8.2.3	Frequency of control timestamp messages.....	189
13.8.2.4	Controlling timing of presentation	190
13.8.3	Void	191
13.9	Trigger Events	191
13.10	Sequence diagrams for timeline synchronization (informative).....	191
13.10.1	General.....	191
13.10.2	Initiation of timeline synchronization	192
13.10.3	Protocols interactions for beginning inter-device synchronization	193
13.10.4	Termination of timeline synchronization	194
13.10.5	Detailed protocol interaction (HTML5 media element presenting ISOBMFF as master media)	194
13.10.6	Detailed protocol interaction (HTML5 media element presenting DASH as master media)	197
13.10.7	Detailed protocol interaction (video/broadcast object as master media)	201
13.10.8	Void	205
13.11	Application to media synchronization.....	206
13.11.1	General.....	206
13.11.2	Reading the media playback position of media objects	206
13.11.3	Reading the media playback position of the MediaSynchroniser object	206
14	Companion screens.....	207
14.1	Introduction	207
14.2	Description of framework (informative)	207
14.2.1	Supported features	207
14.2.2	Model.....	207
14.2.2.1	Void.....	207
14.2.2.2	Application to application communication	208
14.2.2.3	Remotely launching HbbTV® applications	208

14.3	Void.....	209
14.4	Void.....	209
14.5	Application to application communications	209
14.5.1	General.....	209
14.5.2	Service endpoints provided by the terminal.....	211
14.5.3	Handling of new connections from clients	212
14.5.4	Connection pairing.....	213
14.5.5	Paired connections	215
14.6	Launching an HbbTV® application from a CS application	216
14.6.1	Introduction.....	216
14.6.2	Launching an HbbTV® application protocol.....	216
14.6.3	Providing HbbTV® user agent	218
14.7	Discovering terminals and their service endpoints.....	219
14.7.1	Introduction.....	219
14.7.2	Terminal and service endpoint discovery	219
14.7.3	Discovery example (informative)	220
14.7.3.1	DIAL Service Discovery.....	220
14.7.3.2	DIAL Rest Service	221
14.8	Cross-Origin support.....	222
15	Accessibility Support	222
15.1	Introduction (informative).....	222
15.2	Accessibility Support Framework	223
15.2.1	Introduction.....	223
15.2.2	Accessibility Framework Messages.....	225
15.2.2.1	Finding out the TVOS support for various Accessibility Features.....	225
15.2.2.1.1	org.hbbtv.af.featureSupportInfo	225
15.2.2.1.2	Feature support query response message.....	226
15.2.2.2	Requesting that a TVOS suppresses its Accessibility Feature support	226
15.2.2.2.1	org.hbbtv.af.featureSuppress	226
15.2.2.2.2	Feature suppression request response message	227
15.2.2.3	Determining a TVOS Accessibility Features setting in detail.....	228
15.2.2.3.1	org.hbbtv.af.featureSettingsQuery	228
15.2.2.3.2	Feature detailed settings query response message.....	228
15.2.2.4	Change of TV OS Accessibility Feature setting.....	228
15.3	Accessibility Features.....	228
15.3.1	Summary of the Accessibility Features	228
15.3.2	Subtitles	229
15.3.2.1	Introduction.....	229
15.3.2.2	Subtitles settings query response message	229
15.3.2.3	Subtitles / Captions Preference Change Message	231
15.3.3	Dialogue Enhancement	231
15.3.3.1	Introduction.....	231
15.3.3.2	Dialogue Enhancement settings query response message.....	232
15.3.3.3	Dialogue Enhancement Preference Change Message	233
15.3.3.4	Dialogue Enhancement Override Request and Response Messages	233
15.3.4	User Interface Magnification	235
15.3.4.1	Introduction.....	235
15.3.4.2	UI Magnification settings query response message	235
15.3.4.3	UI Magnification Preference Change Message.....	236
15.3.5	High Contrast UI.....	236
15.3.5.1	Introduction.....	236
15.3.5.2	High Contrast UI settings query response message	236
15.3.5.3	High Contrast UI Preference Change Message	237
15.3.6	Screen Reader	237
15.3.6.1	Introduction.....	237
15.3.6.2	Screen Reader settings query response message.....	237
15.3.6.3	Screen Reader Preference Change Message	238
15.3.6.4	Navigation and focus handling.....	239
15.3.6.5	Structural mark-up	239
15.3.6.6	Description and WAI ARIA roles.....	239
15.3.6.7	WAI ARIA states and properties	240

15.3.7	Response to a User Action.....	240
15.3.7.1	Introduction.....	240
15.3.7.2	"Response to a User Action" settings query response message	240
15.3.7.3	"Response to a User Action" Preference Change Message	241
15.3.7.4	"Response to a User Action" Trigger Message	242
15.3.8	Audio Description.....	243
15.3.8.1	Introduction.....	243
15.3.8.2	Audio Description settings query response message.....	243
15.3.8.3	Audio Description Preference Change Message	244
15.3.9	In-Vision Signing (Sign Language).....	244
15.3.9.1	Introduction.....	244
15.3.9.2	In-Vision Signing settings query response message	244
15.3.9.3	In-Vision Signing Preference Change Message	245
15.3.10	JSON Schemas.....	245
15.4	Accessibility Guidelines (informative).....	245
15.4.1	Introduction to the Guidelines	245
15.4.2	Examples to show Usage Patterns of the Accessibility Framework	246
15.4.2.1	Introduction.....	246
15.4.2.2	Example 1a - HbbTV® application requests that a TV native feature is suppressed.....	246
15.4.2.3	Example 1b - HbbTV® application lets the TV realize the feature natively.....	247
15.4.2.4	Example 2 - TV feature does not affect the HbbTV® environment	247
15.4.2.5	Example 3 - Feature is not supported by the TV.....	248
15.4.2.6	Example 4 - TV setting exists, but TV has no corresponding feature support.....	248
15.4.3	Subtitles	248
15.4.4	Dialogue Enhancement	249
15.4.4.1	General.....	249
15.4.4.2	Application control of dialogue enhancement.....	249
15.4.4.3	Example use cases.....	249
15.4.4.3.1	Automatic dialogue boost when skipping back	249
15.4.4.3.2	Consistent UI for dialogue enhancement.....	250
15.4.5	UI Magnification Guidelines	250
15.4.5.1	General information	250
15.4.5.2	Magnifier Glass.....	251
15.4.5.3	Text Magnifier	251
15.4.5.4	Screen Zoom	251
15.4.5.5	Large Layout.....	251
15.4.6	High Contrast UI.....	251
15.4.7	Screen Reader	251
15.4.8	"Response to a User Action".....	252
15.4.9	Audio Description.....	253
15.4.10	In-Vision Signing.....	253
15.4.11	Application choice on party responsible for implementing a feature	253
16	Voice interaction	253
16.1	Introduction	253
16.2	Architecture overview (informative).....	254
16.3	JSON-RPC communication channel	255
16.3.1	WebSocket server	255
16.3.2	Capability negotiation and voice-readiness	255
16.3.3	Request origination	256
16.3.4	Application responses	256
16.4	Application to terminal JSON-RPC requests	257
16.4.1	org.hbbtv.app.voice.ready.....	257
16.4.2	org.hbbtv.app.state.media	257
16.5	Terminal to application JSON-RPC requests	260
16.5.1	org.hbbtv.app.intent.media.pause	260
16.5.2	org.hbbtv.app.intent.media.play.....	260
16.5.3	org.hbbtv.app.intent.media.fast-forward.....	261
16.5.4	org.hbbtv.app.intent.media.fast-reverse	261
16.5.5	org.hbbtv.app.intent.media.stop.....	262
16.5.6	org.hbbtv.app.intent.media.seek-content	262
16.5.7	org.hbbtv.app.intent.media.seek-relative	263

16.5.8	org.hbbtv.app.intent.media.seek-live	264
16.5.9	org.hbbtv.app.intent.media.seek-wallclock.....	264
16.5.10	org.hbbtv.app.intent.search.....	265
16.5.11	org.hbbtv.app.intent.display.....	266
16.5.12	org.hbbtv.app.intent.playback.....	266
16.6	Key events of the standard HbbTV [®] keyset	267
16.7	Usage of the text entry method.....	268
Annex A (normative): OIPF specification profile		269
A.1	Detailed section-by-section definition for volume 5	269
A.2	Modifications, extensions and clarifications to volume 5	287
A.2.1	Resource management.....	287
A.2.2	Void.....	288
A.2.3	Void.....	288
A.2.4	Extensions to the video/broadcast object.....	288
A.2.4.1	State machine and related changes	288
A.2.4.2	Access to the video/broadcast object	291
A.2.4.3	Support for quiet service selection.....	291
A.2.4.3.1	Quiet service selection	291
A.2.4.3.2	Changes to the video/broadcast object	294
A.2.4.4	Definition of "delivery system descriptor"	294
A.2.4.5	Other modifications to the video/broadcast object.....	295
A.2.4.6	Support for creating audio and video components.....	295
A.2.4.7	Extensions to video/broadcast for time-shift	297
A.2.4.7.1	General	297
A.2.4.7.2	Constants	297
A.2.4.7.3	Properties	297
A.2.4.7.4	Methods.....	299
A.2.4.7.5	Events.....	300
A.2.4.8	Extensions to video/broadcast for recording.....	301
A.2.4.8.1	General	301
A.2.4.8.2	Properties	302
A.2.4.8.3	Methods.....	303
A.2.5	Extensions to the A/V Control object.....	303
A.2.5.1	New queue method	303
A.2.5.2	State machine and related changes	304
A.2.5.3	Support for TTML subtitles	305
A.2.5.4	Support for media synchronization with subtitle-only streams.....	305
A.2.5.5	Using an A/V Control object to play downloaded content	306
A.2.5.6	Extension to PlayStateChange event.....	306
A.2.5.7	Other modifications to the A/V Control object object	306
A.2.6	HTML Profile.....	307
A.2.6.1	Void	307
A.2.6.2	MIME type and DOCTYPE.....	307
A.2.6.3	Void	307
A.2.6.4	Browser History	308
A.2.6.5	Attribute reflection for visual embedded objects	308
A.2.7	Extensions to the oipfObjectFactory object.....	308
A.2.8	Void.....	308
A.2.9	Access to EIT Schedule Information.....	308
A.2.10	Correction to the application/oipfDownloadManager object	309
A.2.11	Extensions to the Download class	309
A.2.12	HTML5 media element mapping	309
A.2.12.0	General.....	309
A.2.12.1	Inband VideoTracks, AudioTracks and TextTracks	309
A.2.12.2	Out-of-band text tracks	311
A.2.12.3	Modifications to clause 8.4.6.....	312
A.2.13	Extensions to the AVSubtitleComponent class	313
A.2.14	Modifications to clause H.2 "Interaction with the video/broadcast and A/V Control objects"	313
A.2.15	Extensions to the OIPF-defined capability negotiation mechanism	314
A.2.16	Graphics performance	320

A.2.17	Notification of change of components.....	321
A.2.18	Clarification regarding the reserve() method of the application/oipfDownloadManager object	322
A.2.19	Correction to the registerDownloadURL() method	322
A.2.20	Extensions to the Configuration class	323
A.2.20.1	Extensions to Represent Subtitle Presentation.....	323
A.2.20.2	Extensions for time-shift.....	323
A.2.20.3	Extensions to represent audio description presentation	323
A.2.20.4	Extensions for access to network IDs	323
A.2.20.5	Extensions for distinctive identifiers.....	324
A.2.20.6	Extensions for audio and subtitle languages	325
A.2.21	Void.....	325
A.2.22	Modifications to clause 8.4.2.....	325
A.2.23	AVAudioComponent.....	325
A.2.24	Modifications to clause 7.10.1.1 and references to it	326
A.2.25	Modifications to content download descriptor and content access streaming descriptor	327
A.2.26	Correction to the ApplicationPrivateData class.....	328
A.2.27	Extensions to the application/oipfDrmAgent embedded object	328
A.2.28	Clarification of encoding of DVB-SI parental ratings	328
A.2.29	Security	329
A.2.29.1	Risk of tampering with data returned by APIs.....	329
A.2.30	Extensions and clarifications to the application/oipfCapabilities embedded object.....	329
A.3	Modifications, extensions and clarifications to the Web Media API Snapshot	330
A.3.0	General	330
A.3.1	TextTracks and Cues	330
A.3.2	getStartDate in HTML5 media elements.....	330
A.3.3	Event model.....	330
A.3.4	Void.....	331
A.3.5	Void.....	331
A.3.6	Support for volume controls.....	331
A.3.7	Support for multiple audio tracks	331
A.3.8	Fonts.....	331
A.3.9	Support for high resolution graphics	331
A.3.10	Web Audio API.....	332
A.3.11	Void.....	333
A.3.12	Void.....	333
A.3.13	Mixed content.....	333
A.3.14	Web security improvements	333
A.3.15	Testing considerations	333
A.3.16	Void.....	334
A.3.17	Void.....	334
A.3.18	Media fragments.....	334
A.3.19	Notifications	334
A.3.20	navigator.cookieEnabled	334
A.3.21	Streams	334
A.3.22	CSS Transformations and video elements.....	334
A.3.23	SVG.....	335
A.3.24	TextDecoder and TextEncoder.....	335
A.3.25	Beacon API and analytics on exit.....	335
A.3.26	Web Cryptography API.....	336
A.4	Modifications, extensions and clarifications to volume 7	336
A.4.1	Processing of the CI parental_control_info message.....	336
Annex B (normative): Support for protected content delivered via broadband.....		337
B.1	Introduction	337
B.2	Common Encryption for ISOBMFF.....	337
B.3	Clear key encryption	337
B.4	Encrypted media extensions with DRM (informative)	337

B.5	Signalling and playing protected content (informative).....	338
B.5.1	Signalling in the MPD.....	338
B.5.2	Information in the content.....	338
B.5.2.1	Initialization Vector.....	338
B.5.2.2	Key ID.....	339
B.5.2.3	'pssh' box.....	339
B.6	Content protection levels.....	339
B.6.1	Audio.....	339
B.7	Track encryption box for cbcs (informative).....	339
Annex C (informative): Support for analogue broadcasting networks.....		340
C.1	Scope.....	340
C.2	AIT retrieval and monitoring.....	340
C.3	Tuning to a new channel.....	340
C.4	Other aspects.....	341
Annex D (informative): Server root certificate selection policy.....		342
D.1	Introduction.....	342
D.2	Background.....	342
D.3	Policy.....	342
Annex E (normative): Profiles of MPEG DASH.....		344
E.1	Introduction (informative).....	344
E.2	Requirements relating to the MPD.....	344
E.2.1	Profile definition.....	344
E.2.2	Numerical requirements.....	344
E.2.3	Metadata requirements.....	344
E.2.4	Role Related requirements.....	345
E.2.5	Audio Channel Configuration requirements.....	345
E.2.6	Content protection signalling.....	345
E.2.7	Adaptation Set.....	345
E.3	Restrictions on content.....	345
E.3.1	Restrictions on file format.....	345
E.3.1.1	ISO Base Media File Format.....	345
E.3.2	Restrictions on adaptation sets.....	345
E.4	Requirements on terminals.....	345
E.4.1	DASH profile support.....	345
E.4.2	Transitions between representations.....	347
E.4.2.1	Video tracks.....	347
E.4.2.2	Audio tracks.....	348
E.4.3	Buffering.....	348
E.4.4	ISO File Format support.....	348
E.4.5	MPD Anchors.....	348
E.4.6	Adaptation.....	348
E.4.7	Error handling.....	349
Annex F (informative): DRM Integration.....		350
F.1	Introduction.....	350
F.2	General issues.....	350
F.3	DRM Agent API.....	350
F.4	Content via the A/V Control object.....	350

F.5	Content via the HTML5 media element.....	351
F.6	Persistent Licences	351
Annex G (informative): Implementer guidelines for media synchronization		352
G.1	General	352
G.2	Managing delay throughout distribution network	352
G.3	Managing multiple content timelines	353
G.4	Synchronization with no buffer in the HbbTV® terminal.....	353
G.4.0	General	353
G.4.1	Inter-device media synchronization with the HbbTV® terminal as master with no buffer.....	354
G.4.2	Multi-stream (Intra-device) media synchronization with no buffer for broadcast within the HbbTV® terminal	354
Annex H (normative): HbbTV® File Delivery Protocol (FDP).....		356
H.0	Warning.....	356
H.1	High-level principles of FDP (informative)	356
H.2	Encapsulation and signalling	356
H.2.1	DVB signalling.....	356
H.2.2	Encapsulation of FDP in Data Pipes	356
H.2.3	File identification	357
H.2.4	Referring to files using URLs.....	357
H.3	File segmentation and broadcasting	357
H.3.1	File segmentation	357
H.3.2	Message sequence	358
H.3.3	Repeated broadcasts of file segments.....	359
H.3.4	File segment recovery	359
H.4	Syntax and semantics of FDP messages.....	360
H.4.1	Message types	360
H.4.2	Initialization Message.....	360
H.4.3	Data Message	362
H.4.4	Termination Message	363
Annex I (informative): Push-VoD services.....		364
I.1	Introduction	364
I.2	Level of trust	364
I.3	Protocols.....	364
I.3.1	Broadcast protocol.....	364
I.3.2	Download protocol.....	364
I.3.3	Sources	364
I.4	Application features	364
I.4.1	Overview on application features.....	364
I.4.2	Hard disk space reservation.....	365
I.4.3	Hard disk deallocation.....	365
I.5	Content management.....	366
I.5.1	Content schedule	366
I.5.2	Play-out	366
I.6	Playback	366
Annex J (informative): Advert insertion guidance for content providers.....		367
Annex K (normative): Mapping between HTML5 video element and CICAM player mode.....		369
K.1	Introduction (informative).....	369

K.2	Determining when to use CICAM player mode.....	371
K.3	Starting CICAM player	371
K.4	During CICAM player use	371
K.5	Stopping CICAM player use	372
K.6	Play to end of content.....	372
K.7	Errors.....	373
K.8	Play speed.....	373
K.9	Random access	373
K.10	Tracks	374
K.11	No mapping possible.....	374
Annex L (normative): Deprecated features		375
L.1	Introduction	375
L.2	Void.....	375
L.3	Tiresias resident font	375
L.4	Broadband streaming of broadcast subtitles and of MPEG-2 transport streams	375
L.5	AVComponent and sub-classes.....	375
Annex M (informative): Multi-stream synchronization examples.....		376
M.1	Alternate audio track for a single broadcast TV program	376
M.1.1	Introduction	376
M.1.2	User viewing service before programme starts	377
M.1.3	User starts viewing service during programme	378
M.2	Alternate audio track for a broadcast TV service.....	378
M.2.1	Introduction	378
Annex N (normative): Electronic attachments.....		380
Annex O (normative): HbbTV® and DVB-I.....		384
O.1	Introduction (informative).....	384
O.1.1	DVB-I service discovery, services and linked applications	384
O.1.2	Media APIs.....	384
O.2	General principles	386
O.3	Service and application model	387
O.4	Formats and protocols	388
O.5	Browser application environment	390
O.5.1	Introduction (informative).....	390
O.5.2	The ChannelList class	390
O.5.3	The Channel class.....	391
O.5.4	The video/broadcast object.....	392
O.5.5	DSM-CC stream events.....	394
O.5.6	APIs for playback of selected media components.....	394
O.5.7	Metadata APIs	394
O.6	System integration.....	395
O.6.1	General	395
O.6.2	Mapping from APIs to protocols and formats	395
O.6.2.1	Channel class	395
O.6.2.2	Programme class.....	397

O.6.2.3	StreamEvent class and related methods	398
O.6.3	Playback of selected media components	398
O.6.4	Metadata APIs	399
O.6.5	Reliability and resilience	399
O.6.6	Extensions to video/broadcast for time-shift and DVB-I services delivered by DASH	400
O.7	Capabilities.....	401
O.8	Security.....	401
O.8.1	General	401
O.8.2	Support for protected content delivered via broadband.....	401
O.9	Privacy.....	402
O.10	Media synchronization	402
O.11	Companion screens.....	403
O.12	Summary of limitations (informative).....	403
Annex P (informative): Voice interaction examples		404
P.1	Introduction	404
P.2	Sequence diagrams for voice interaction.....	404
P.2.1	Capability negotiation and no-media state	404
P.2.2	Pausing depending on state of presenting media	407
P.2.3	Pausing depending on available actions for presenting media	409
P.2.4	Seeking to start or relative to current playback position	411
P.2.5	Initiating playback	415
History	421

Intellectual Property Rights

Essential patents

IPRs essential or potentially essential to normative deliverables may have been declared to ETSI. The declarations pertaining to these essential IPRs, if any, are publicly available for **ETSI members and non-members**, and can be found in ETSI SR 000 314: "*Intellectual Property Rights (IPRs); Essential, or potentially Essential, IPRs notified to ETSI in respect of ETSI standards*", which is available from the ETSI Secretariat. Latest updates are available on the ETSI Web server (<https://ipr.etsi.org/>).

Pursuant to the ETSI Directives including the ETSI IPR Policy, no investigation regarding the essentiality of IPRs, including IPR searches, has been carried out by ETSI. No guarantee can be given as to the existence of other IPRs not referenced in ETSI SR 000 314 (or the updates on the ETSI Web server) which are, or may be, or may become, essential to the present document.

Trademarks

The present document may include trademarks and/or tradenames which are asserted and/or registered by their owners. ETSI claims no ownership of these except for any which are indicated as being the property of ETSI, and conveys no right to use or reproduce any trademark and/or tradename. Mention of those trademarks in the present document does not constitute an endorsement by ETSI of products, services or organizations associated with those trademarks.

DECT™, **PLUGTESTS™**, **UMTS™** and the ETSI logo are trademarks of ETSI registered for the benefit of its Members. **3GPP™** and **LTE™** are trademarks of ETSI registered for the benefit of its Members and of the 3GPP Organizational Partners. **oneM2M™** logo is a trademark of ETSI registered for the benefit of its Members and of the oneM2M Partners. **GSM®** and the GSM logo are trademarks registered and owned by the GSM Association.

Foreword

This Technical Specification (TS) has been produced by Joint Technical Committee (JTC) Broadcast of the European Broadcasting Union (EBU), Comité Européen de Normalisation ELECTrotechnique (CENELEC) and the European Telecommunications Standards Institute (ETSI).

NOTE: The EBU/ETSI JTC Broadcast was established in 1990 to co-ordinate the drafting of standards in the specific field of broadcasting and related fields. Since 1995 the JTC Broadcast became a tripartite body by including in the Memorandum of Understanding also CENELEC, which is responsible for the standardization of radio and television receivers. The EBU is a professional association of broadcasting organizations whose work includes the co-ordination of its members' activities in the technical, legal, programme-making and programme-exchange domains. The EBU has active members in about 60 countries in the European broadcasting area; its headquarters is in Geneva.

European Broadcasting Union
CH-1218 GRAND SACONNEX (Geneva)
Switzerland
Tel: +41 22 717 21 11
Fax: +41 22 717 24 81

Modal verbs terminology

In the present document "**shall**", "**shall not**", "**should**", "**should not**", "**may**", "**need not**", "**will**", "**will not**", "**can**" and "**cannot**" are to be interpreted as described in clause 3.2 of the [ETSI Drafting Rules](#) (Verbal forms for the expression of provisions).

"**must**" and "**must not**" are **NOT** allowed in ETSI deliverables except when used in direct citation.

Introduction

The present document defines a platform for signalling, transport and presentation of enhanced and interactive applications designed for running on hybrid terminals that include both a DVB compliant broadcast connection and a broadband connection to the internet.

The main uses of the broadcast connection are the following:

- Transmission of standard TV, radio and data services.
- Signalling of broadcast-related applications.
- Transport of broadcast-related applications and associated data.
- Transport of On Demand content for Push-services.
- Synchronization of applications and TV/radio/data services.

The main uses of the broadband connection are the following:

- Carriage of both On Demand and Live content.
- Transport of broadcast-related and broadcast-independent applications and associated data.
- Exchange of information between applications and application servers.
- Starting applications on a Companion Screen Device.
- Communicating with applications on a Companion Screen Device or a second hybrid terminal.
- Synchronizing media and applications between a hybrid terminal and a Companion Screen Device or a second hybrid terminal.

Applications are presented by an HTML/JavaScript™ browser.

The platform has the following characteristics:

- It is open and is not based on a single controlling authority or aggregator.
- Services and content from many different and independent providers are accessible by the same terminal.
- Standard functions of the terminal are available to all applications. Sensitive functions of the terminal are only available to trusted applications.
- Services and content may be protected.
- Broadcasted applications can be presented on terminals which are not connected to broadband. This includes both terminals which could be connected but have not yet been connected and terminals located where no broadband connectivity is available.
- Applications or services provided by a device manufacturer are outside the scope of the present document even if they use the same browser and features as described by the present document.
- Video, audio and system formats for the broadcast channel are outside the scope of the present document. Protocols for the broadcast channel are also outside the scope of the present document except for those relating to interactive applications and to synchronization.
- Applications can run on different types of terminals such as IDTVs, set-top boxes, and PVRs.
- Both broadcast-related and broadcast-independent applications are supported.

The platform combines a profile of the Open IPTV Forum specifications with a profile of the DVB specification for signalling and carriage of interactive applications and services in Hybrid Broadcast/Broadband environments. In addition, the present document defines supported media formats, minimum terminal capabilities, and the application life cycle.

The present document requires terminals to run applications signalled as conforming to previous revisions. This allows for smooth transitions where the previous revisions have been deployed.

The present document is intended to be usable without additional country/market-specific specifications. It is however also possible to combine it with country/market-specific specifications.

The present document is the sixth revision of ETSI TS 102 796. It is based on the fifth revision with the intention of:

- 1) adding support for HDR video, HFR video and object-based audio systems ("NGA"); and
- 2) addressing issues found since the completion of V1.5.1.

1 Scope

The present document defines a platform for signalling, transport and presentation of enhanced and interactive applications designed for running on hybrid terminals that include both a DVB compliant broadcast connection and a broadband connection to the internet.

2 References

2.1 Normative references

References are either specific (identified by date of publication and/or edition number or version number) or non-specific. For specific references, only the cited version applies. For non-specific references, the latest version of the referenced document (including any amendments) applies.

Referenced documents which are not found to be publicly available in the expected location might be found at <https://docbox.etsi.org/Reference>.

NOTE: While any hyperlinks included in this clause were valid at the time of publication, ETSI cannot guarantee their long term validity.

The following referenced documents are necessary for the application of the present document.

- [1] [Open IPTV Forum Release 2 specification, volume 5 \(V2.3\)](#): "Declarative Application Environment".
- [2] [Open IPTV Forum Release 2 specification, volume 2 \(V2.3\)](#): "Media Formats".
- [3] [ETSI TS 102 809 \(V1.3.1\)](#): "Digital Video Broadcasting (DVB); Signalling and carriage of interactive applications and services in Hybrid broadcast/broadband environments".
- [4] [Open IPTV Forum Release 2 specification, volume 4 \(V2.3\)](#): "Protocols".
- [5] [Open IPTV Forum Release 2 specification, volume 7 \(V2.3\)](#): "Authentication, Content Protection and Service Protection".
- [6] [IETF RFC 7230](#): "Hypertext Transfer Protocol (HTTP/1.1): Message Syntax and Routing".
- [7] [IETF RFC 2818](#): "HTTP Over TLS".
- [8] [IETF RFC 5246](#): "The Transport Layer Security (TLS) Protocol Version 1.2".
- [9] [IETF RFC 5280](#): "Internet X.509 Public Key Infrastructure Certificate and Certificate Revocation List (CRL) Profile".
- [10] [ETSI TS 102 851](#): "Digital Video Broadcasting (DVB); Uniform Resource Identifiers (URI) for DVB Systems".
- [11] Void.
- [12] [CI Plus Forum, CI Plus Specification \(V1.3.2\) \(2015-03\)](#): "Content Security Extensions to the Common Interface".
- [13] Void.
- [14] [ETSI TS 101 154](#): "Digital Video Broadcasting (DVB); Specification for the use of Video and Audio Coding in Broadcast and Broadband Applications".
- [15] [ETSI TS 102 366 \(V1.2.1\)](#): "Digital Audio Compression (AC-3, Enhanced AC-3) Standard".
- [16] [ETSI EN 300 468](#): "Digital Video Broadcasting (DVB); Specification for Service Information (SI) in DVB systems".

- [17] Void.
- [18] [Open IPTV Forum Release 2 specification, volume 3 \(V2.3\)](#): "Content Metadata".
- [19] [ETSI TS 101 162](#): "Digital Video Broadcasting (DVB); Allocation of identifiers and codes for Digital Video Broadcasting (DVB) systems".
- [20] Void.
- [21] Void.
- [22] Void.
- [23] W3C® Recommendation (October 2004): "[XML Schema Part 2: Datatypes Second Edition](#)".
- [24] [IETF RFC 6265](#): "HTTP State Management Mechanism".
- [25] [IETF RFC 6454](#): "The Web Origin Concept".
- [26] [IEC 62481-2:2017](#): "Digital living network alliance (DLNA) home networked device interoperability guidelines - Part 2: Media format profiles".
- [27] [IETF RFC 3986](#): "Uniform Resource Identifier (URI): Generic Syntax".
- [28] W3C® Recommendation (July 2002): "[Exclusive XML Canonicalization - Version 1.0](#)".
- [29] [CSA ISO/IEC 23009-1 \(4th Edition\)](#): "Information technology - Dynamic adaptive streaming over HTTP (DASH) - Part 1: Media presentation description and segment formats".
- [30] [ISO/IEC 23001-7:2016](#): "Information technology - MPEG systems technologies - Part 7: Common encryption in ISO base media file format files".
- [31] [ISO/IEC 14496-12](#): "Information technology - Coding of audio-visual objects - Part 12: ISO base media file format".
- [32] Void.
- [33] Void.
- [34] Void.
- [35] Void.
- [36] [ETSI ES 202 184 \(V2.3.1\)](#): "MHEG-5 Broadcast Profile".
- [37] [ETSI TS 103 205 \(V1.2.1\)](#): "Digital Video Broadcasting (DVB); Extensions to the CI Plus™ Specification".
- [38] [ETSI EN 301 192 \(V1.5.1\)](#): "Digital Video Broadcasting (DVB); DVB specification for data broadcasting".
- [39] Void.
- [40] [IETF RFC 6455](#): "The WebSocket Protocol".
- [41] W3C® Candidate Recommendation (20 September 2012): "[The WebSocket API](#)".
- [42] W3C® Recommendation (16 January 2014): "[Cross-Origin Resource Sharing](#)".
- [43] [EBU TECH 3380](#): "EBU-TT-D Subtitling Distribution Format", version 1.0.1, May 2018.
- [44] [EBU TECH 3381](#): "Carriage of EBU-TT-D in ISO/BMFF", version 1.0, October 2014.
- [45] [ETSI TS 103 285 \(V1.3.1\)](#): "Digital Video Broadcasting (DVB); MPEG-DASH Profile for Transport of ISO BMFF Based DVB Services over IP Based Networks".
- [46] [ISO/IEC 13818-1](#): "Information technology - Generic coding of moving pictures and associated audio information --Part 1: Systems".

[47] [ETSI TS 103 286-2 \(V1.3.1\)](#): "Digital Video Broadcasting (DVB); Companion Screens and Streams; Part 2: Content Identification and Media Synchronization".

NOTE: DVB Blue Book A167-2r2 is also a suitable reference.

[48] Void.

[49] [NIST Special Publication 800-57 Part 1 Rev 3](#): "Recommendation for Key Management, Part 1: General (Revision 3)".

[50] [DIAL-2nd ScreenProtocol specification v1.7](#) - 23 September 2015.

[51] W3C® Recommendation (3 October 2017): "[HTML 5.1 2nd Edition](#)".

[52] [ISO/IEC 14496-30:2018](#): "Information technology - Coding of audio-visual objects -- Part 30: Timed text and other visual overlays in ISO base media file format".

[53] [Open IPTV Forum Release 1 specification, volume 5 \(V1.2\)](#): "Declarative Application Environment".

[54] W3C® Recommendation (28 October 2014): "[HTML5 - A vocabulary and associated APIs for HTML and XHTML](#)".

[55] [IETF RFC 8422](#): "Elliptic Curve Cryptography (ECC) Cipher Suites for Transport Layer Security (TLS) Versions 1.2 and Earlier".

[56] [IETF RFC 5077](#): "Transport Layer Security (TLS) Session Resumption without Server-Side State".

[57] [IETF RFC 5289](#): "TLS Elliptic Curve Cipher Suites with SHA-256/384 and AES Galois Counter Mode (GCM)".

[58] [IETF RFC 5746](#): "Transport Layer Security (TLS) Renegotiation Indication Extension".

[59] [IETF RFC 6066](#): "Transport Layer Security (TLS) Extensions: Extension Definitions".

[60] [ISO 639-1 \(2002\)](#): "Codes for the representation of names of languages - Part 1: Alpha-2 code".

[61] [ISO 639-2 \(1998\)](#): "Codes for the representation of names of languages - Part 2: Alpha-3 code".

[62] [IETF RFC 2397](#): "The "data" URL scheme".

[63] CI Plus Forum, [CI Plus Specification \(V1.4.3\) \(2017-11\)](#): "Content Security Extensions to the Common Interface".

[64] [IETF RFC 4122](#): "A Universally Unique Identifier (UUID) URN Namespace".

[65] Void.

[66] Void.

[67] [ISO/IEC 29341-1:2011](#): "Information technology - UPnP Device Architecture -- Part 1: UPnP Device Architecture Version 1.0".

NOTE: This specification was first published by UPnP™ in 2008, and an equivalent version is available from <http://upnp.org/specs/arch/UPnP-arch-DeviceArchitecture-v1.0.pdf>.

[68] [ISO/IEC 29341-1-1:2011](#): "Information technology - UPnP device architecture - Part 1-1: UPnP Device Architecture Version 1.1".

NOTE: This specification was first published by UPnP™ in 2008, and an equivalent version is available from <http://upnp.org/specs/arch/UPnP-arch-DeviceArchitecture-v1.1.pdf>.

[69] W3C® Recommendation (26 November 2008): "[Extensible Markup Language \(XML\) 1.0 \(Fifth Edition\)](#)".

[70] DVB: "[Metadata](#)".

- [71] [IETF RFC 4648](#): "The Base16, Base32, and Base64 Data Encodings".
- [72] W3C[®] Recommendation (2 May 2008): "[Canonical XML Version 1.1](#)".
- [73] [IETF RFC 8446](#): "The Transport Layer Security (TLS) Protocol Version 1.3".
- [74] [IETF RFC 7919](#): "Negotiated Finite Field Diffie-Hellman Ephemeral Parameters for Transport Layer Security (TLS)".
- [75] [IETF RFC 7231](#): "Hypertext Transfer Protocol (HTTP/1.1): Semantics and Content".
- [76] CTA Specification: "[Web Application Video Ecosystem - Web Media API Snapshot 2021](#)". CTA-5000-D.
- NOTE: This specification has been co-published by both CTA and W3C and is also available at <https://www.w3.org/2021/12/webmediaapi.html>.
- [77] Void.
- [78] Void.
- [79] Void.
- [80] Void.
- [81] Void.
- [82] WHATWG: "[HTML Living standard](#)".
- [83] W3C[®] Working Group Note (04 October 2016): "[ISO BMFF Byte Stream Format](#)".
- [84] [Recommendation ITU-R BT.709](#): "Parameter values for the HDTV standards for production and international programme exchange".
- [85] [Recommendation ITU-R BT.2020](#): "Parameter values for ultra-high definition television systems for production and international programme exchange".
- [86] [IETF RFC 7540](#): "Hypertext Transfer Protocol Version 2 (HTTP/2)".
- [87] [IETF RFC 7301](#): "Transport Layer Security (TLS) Application-Layer Protocol Negotiation Extension".
- [88] [ETSI TS 102 034](#): "Digital Video Broadcasting (DVB); Transport of MPEG-2 TS Based DVB Services over IP Based Networks".
- [89] Library of Congress: "[WAVE Audio File Format](#)".
- [90] W3C[®] Recommendation (18 January 2022): "[CSS Color Module Level 3](#)".
- [91] [IETF RFC 791](#): "Internet Protocol".
- [92] WHATWG: "[Encoding Living Standard](#)".
- [93] W3C[®] Draft Community Group Report (9 June 2022): "[Page Lifecycle](#)".
- [94] [IETF RFC 3339](#): "Date and Time on the Internet: Timestamps".
- [95] [ATSC 3.0 A/344:2021](#): "ATSC 3.0 Interactive Content, and accompanying schema", approved 23 March 2021.
- [96] [ETSI TS 103 770](#): "Digital Video Broadcasting (DVB); Service Discovery and Programme Metadata for DVB-I".

NOTE: The present document depends on the `ServiceType.AdditionalServiceParameters` element introduced in the July 2021 DVB Blue Book and the additional values for `ServiceTypeCS` introduced in the September 2021 DVB Blue Book. All of which are included in ETSI versions 1.2.1 and later.

- [97] W3C® Recommendation (14 December 2017): "[Accessible Rich Internet Applications \(WAI-ARIA\) 1.1](#)".
- [98] W3C® Recommendation (20 March 2014): "[WAI-ARIA 1.0 User Agent Implementation Guide](#)".
- [99] W3C® Working Draft (17 August 2020): "[HTML Accessibility API Mappings 1.0](#)".
- [100] [IETF RFC 4647](#) BCP 47: "Matching of Language Tags", Phillips, A., Ed., and M. Davis, Ed. September 2006.
- [101] [IETF RFC 5646](#) BCP 47: "Tags for Identifying Languages", Phillips, A., Ed., and M. Davis, Ed. September 2009.
- [102] [NIST Special Publication 800-90A revision 1](#): "Recommendation for Random Number Generation Using Deterministic Random Bit Generators".

2.2 Informative references

References are either specific (identified by date of publication and/or edition number or version number) or non-specific. For specific references, only the cited version applies. For non-specific references, the latest version of the referenced document (including any amendments) applies.

NOTE: While any hyperlinks included in this clause were valid at the time of publication, ETSI cannot guarantee their long term validity.

The following referenced documents are not necessary for the application of the present document but they assist the user with regard to a particular subject area.

- [i.1] Void.
- [i.2] Void.
- [i.3] ETSI TS 101 231 (V1.3.1): "Television systems; Register of Country and Network Identification (CNI), Video Programming System (VPS) codes and Application codes for Teletext based systems".
- [i.4] W3C® draft in development: "[How to Add a Favicon to your Site](#)".
- [i.5] Void.
- [i.6] Open IPTV Forum Release 2.3 specification volume 5a (V2.3): "Web Standards TV Profile".
- [i.7] Void.
- [i.8] [The DIAL Application Name/Prefix Registry](#).
- [i.9] W3C® Last Call Working Draft (24 April 2014): "[Tracking Preference Expression \(DNT\)](#)".
- [i.10] Void.
- [i.11] Void.
- [i.12] ISO/IEC 13818-6: "Information technology -- Generic coding of moving pictures and associated audio information -- Part 6: Extensions for DSM-CC".
- [i.13] "[ots: Sanitizer for OpenType - Design Document](#)".
- [i.14] POSSIBLE Mobile: "[The Developer's Guide to Unique Identifiers](#)".
- [i.15] Marketing Land: "[Google Replacing "Android ID" With "Advertising ID" Similar To Apple's IDFA](#)".
- [i.16] WHATWG: "[Compatibility](#)".
- [i.17] [CA/Browser Forum \(Version 1.8.0, August 25 2021\)](#): "Baseline Requirements for the Issuance and Management of Publicly-Trusted Certificates".

- [i.18] W3C® Candidate Recommendation Draft (23 February 2023): "[Mixed Content](#)".
- [i.19] DASH Industry Forum (V4.1): "[Guidelines for Implementation: DASH-IF Interoperability Points](#)".
- [i.20] DVB Services: "[MHP & GEM | MHP AIT Descriptor](#)".
- [i.21] Recommendation ITU-T X.667: "Information technology - Procedures for the operation of object identifier registration authorities: Generation of universally unique identifiers and their use in object identifiers".
- [i.22] Void.
- [i.23] W3C® Candidate Recommendation (13 January 2015): "[Compositing and Blending Level 1](#)".
- [i.24] WHATWG: "[Fetch Living Standard](#)".
- [i.25] ANSI/SCTE 214-1: "MPEG DASH for IP-Based Cable Services Part 1: MPD Constraints and Extensions".
- [i.26] Apple®: "[HLS Authoring Specification for Apple Devices](#)".
- [i.27] W3C® Editor's Draft Working Draft: "[Encrypted Media Extensions](#)".
- NOTE: The referenced text was added in the December 11th 2019 draft.
- [i.28] IETF, Mike West: "[Let 'localhost' be localhost](#)".
- [i.29] [The Web Media API Test Suite 2021](#).
- [i.30] W3C® Working Draft (9 May 2023): "[UI Events KeyboardEvent code Values](#)".
- [i.31] ETSI TS 103 606: "Hybrid Broadcast Broadband Television; Operator Applications".
- [i.32] WHATWG: "[Streams Living Standard](#)".
- [i.33] IETF RFC 8200: "Internet Protocol, Version 6 (IPv6) Specification".
- [i.34] W3C® Candidate Recommendation (18th May 2021): "[Page Visibility Level 2](#)".
- NOTE: This reference has subsequently been merged into the WHATWG HTML specification - a later version than referenced from CTA-WAVE WMAS [76].
- [i.35] W3C® Candidate Recommendation Draft (03 August 2022): "[Beacon](#)".
- [i.36] EBU Recommendation 128: "[Loudness Normalisation and Permitted Maximum Level of Audio Signals](#)".
- [i.37] W3C® Candidate Recommendation (14 February 2019): "[CSS Transforms Module Level 1](#)".
- [i.38] ETSI TS 103 464: "Hybrid Broadcast Broadband TV Application Discovery over Broadband".
- [i.39] ETSI TS 103 555: "IP-delivered Broadcast Channels and Related Signalling of HbbTV® Applications".
- [i.40] EBU TR 065 (12th November 2021): "[Guidelines for Delivering Accessibility Services using HbbTV®](#)".
- [i.41] Hughes, Montagud, tho Pesch: "[Disruptive approaches for subtitling in immersive environments](#)".
- [i.42] W3C® Working Group Note 14 August 2019: "[WAI-ARIA Authoring Practices 1.1](#)".
- [i.43] ETSI TS 103 736-1: "Hybrid Broadcast Broadband TV; Targeted Advertising; Part 1: Functional Requirements".
- [i.44] W3C® Recommendation (26 January 2017): "[Web Cryptography API](#)".

3 Definition of terms, symbols and abbreviations

3.1 Terms

For the purposes of the present document, the following terms apply:

application data: set of files comprising an application, including HTML, JavaScript, CSS and non-streamed multimedia files

broadband: always-on bi-directional IP connection with sufficient bandwidth for streaming or downloading A/V content

broadcast: classical uni-directional MPEG-2 transport stream based broadcast such as DVB-T, DVB-S or DVB-C

broadcast-independent application: interactive application not related to any broadcast channel or other broadcast data

broadcast-related application: interactive application associated with a broadcast television, radio or data channel, or content within such a channel

broadcast-related autostart application: broadcast-related application intended to be offered to the end user immediately after changing to the channel or after it is newly signalled on the current channel

NOTE: These applications are often referred to as "red button" applications in the industry, regardless of how they are actually started by the end user.

companion screen: device (not another HbbTV[®] terminal) that can run applications that in turn link to and work with an HbbTV[®] terminal or HbbTV[®] application

NOTE: For example, a mobile phone or tablet.

companion screen application: application running on a Companion Screen and either provided by a terminal manufacturer for linking to and work with the terminal (possibly including non-HbbTV[®] features) or provided by a service provider that can work in conjunction with an HbbTV[®] application running on the terminal

companion screen device: companion screen

digital teletext application: broadcast-related application which is intended to replace classical analogue teletext services

Hybrid broadcast broadband TV (HbbTV[®]) application: application conformant to ETSI TS 102 796 that is intended to be presented on a terminal conformant with ETSI TS 102 796

NOTE: Such an application can be either a broadcast-related application or a broadcast-independent application and can transition between these application models.

hybrid terminal: terminal supporting delivery of A/V content both via broadband and via broadcast

linear A/V content: broadcast A/V content intended to be viewed in real time by the user

Multiple Representation, Multiple Preselections (MRMP): configuration of multiple audio Representations that share the same context of Preselection, and which convey one or more than one audio Preselection

non-linear A/V content: A/V content that which does not have to be consumed linearly from beginning to end for example, A/V content streaming on demand

persistent download: non-real time downloading of an entire content item to the terminal for later playback

NOTE: Persistent download and streaming are different even where both use the same protocol - HTTP. See clause 10.2.3.2.

progressive download: variant of persistent download where playback of the content item can start before the download of the content item has completed

NOTE: Progressive download is referred to as playable download in the OIPF DAE specification [1].

synchronization timeline: timeline used in communication between a Synchronization Client and the MSAS to give the Synchronization Client an understanding of the progress of time along that timeline

terminal specific applications: applications provided by the terminal manufacturer, for example device navigation, set-up or an internet TV portal

3.2 Symbols

Void.

3.3 Abbreviations

For the purposes of the present document, the following abbreviations apply:

A/V	Audio Video
AAC	Advanced Audio Coding
AC	Advanced Coding
AD	Audio Description
AES	Advanced Encryption Standard
AFD	Active Format Description
AFS	Auxiliary File System
AG	Application Gateway
AIT	Application Information Table
APDU	Application Protocol Data Unit
API	Application Programming Interface
ARC	Audio Return Channel
ASCII	American Standard Code for Information Interchange
AV	Audio Video
AVC	Advanced Video Coding
BAT	Bouquet Association Table
BMFF	Base Media File Format
CA	Conditional Access
CADD	Content Access Download Descriptor
CAS	Conditional Access System
CDM	Content Decryption Module
CDN	Content Delivery Network
CEA	Consumer Electronics Association
CE-HTML	Consumer Electronics - HyperText Markup Language
CENC	Common Encryption
CH	Channel
CI	Common Interface
CICAM	Common Interface Conditional Access Module
CII	Content Identification and Information
CIP	Channel-based, Immersive and Personalized
CIS	Correlation Information Server
CMAF	Common Media Application Format
CNI	Country and Network Identification
CoD	Content on Demand
CORB	Cross-Origin Read Blocking
CORS	Cross-Origin Resource Sharing
CRC	Cyclic Redundancy Check
CS	Companion Screen
CSA	Companion Screen Application
CSP	Content and Service Protection
CSS	Cascading Style Sheets
CSS-CII	Interface for Content Identification and other Information

CSSOM	Cascading Style Sheets Object Model
CSS-TS	Interface for Timeline Synchronization
CSS-WC	Interface for Wall Clock
CT	Composition Time
CTA	Consumer Technology Association
CTS	Composition Time Stamp
DAE	Declarative Application Environment
DASH	Dynamic Adaptive Streaming over HTTP
DHE	Diffie Hellman key Exchange
DIAL	DIsccovery And Launch
DL	Download
DLNA	Digital Living Network Alliance
DNS	Domain Name System
DNT	Do Not Track
DOM	Document Object Model
DRM	Digital Rights Management
DSD	Delivery System Descriptor
DSI	Download Server Initiate
DSM-CC	Digital Storage Media - Command and Control
DTD	Document Type Definition
DTS	Digital Theater Systems
DTT	Digital Terrestrial Television
DVB	Digital Video Broadcasting
DVB-C	Digital Video Broadcasting - Cable
DVB-CA	DVB Conditional Access
DVB-S	Digital Video Broadcasting - Satellite
DVB-SI	DVB Service Information
DVB-T	Digital Video Broadcasting - Terrestrial
DVI	Digital Visual Interface
EBU	European Broadcasting Union
ECDHE	Elliptic Curve Diffie-Hellman key Exchange
EDID	Extended Display Identification Data
EIT	Event Information Table
EIT p/f	EIT present/following
EME	Encrypted Media Extensions
EPG	Electronic Program Guide
ES	Elementary Stream
FCC	Fast Channel Change
FDP	File Delivery Protocol
FEC	Forward Error Correction
FF	File Format or Fast Forwards (depending on context)
FQDN	Fully Qualified Domain Name
FR	Fast Reverse
FSA	File System Acceleration
GDPR	General Data Protection Regulation
GIF	Graphics Interchange Format
GOP	Group Of Pictures
HbbTV®	Hybrid broadcast broadband TV
HD	High Definition
HDCP	High-bandwidth Digital Content Protection
HDMI	High Definition Multimedia Interface
HDR	High Dynamic Range
HDTV	High Definition Television
HEAAC	High Efficiency AAC
HE-AAC	High Efficiency AAC
HEVC	High Efficiency Video Coding
HFR	High Frame Rate
HLG10	Hybrid Log-Gamma with a bit depth of 10 bits
HLS	HTTP Live Streaming
HTML	HyperText Markup Language
HTTP	HyperText Transfer Protocol
HTTPS	HyperText Transfer Protocol - Secure

IDL	Interface Definition Language
IDR	Instantaneous Decoding Refresh
IDTV	Integrated Digital TV
IETF	Internet Engineering Task Force
IMS	IP Multimedia System
INT	Integer
IP	Internet Protocol
IPC	IP delivery CICAM player mode
IPTV	Internet Protocol TeleVision
IRD	Integrated Receiver Decoder
ISO	International Organization for Standardization
ISOBMFF	ISO Base Media File Format
ITU-R	International Telecommunication Union - Radiocommunication standardization sector
ITU-T	International Telecommunication Union -Telecommunication standardization sector
JPEG	Joint Photographic Experts Group
JSON	JavaScript Object Notation
JTC	Joint Technical Committee
KID	Key Identifier
LC	Low Complexity
LCN	Logical Channel Number
LUFS	Loudness Units relative to Full Scale
MB	MegaBytes
MHEG	Multimedia and Hypermedia Experts Group
MI	Material Information
MIME	Multi purpose Internet Mail Extension
MMI	Man Machine Interface
MPD	Media Presentation Description
MPEG	Motion Picture Experts Group
MRMP	Multiple Representation, Multiple Preselections
MRS	Material Resolution Server
MSAS	Media Synchronization Application Server
MSB	Most Significant Bit
MSE	Media Source Extensions
MSS	Microsoft Smooth Streaming
N/A	Not Applicable
NAL	Network Abstraction Layer
NGA	Next-Generation Audio
NI	Not Included
NIST	National Institute of Standards and Technology
NIT	Network Information Table
NTP	Network Time Protocol
OC	Object Carousel
OIPF	Open IPTV Forum
OITF	Open IPTV Terminal Function
ONID	Original Network ID
OS	Operating System
OTT	Over the Top TV
PAT	Program Association Table
PCM	Pulse Code Modulation
PCR	Program Clock Reference
PES	Packetized Elementary Streams
PID	Packet IDentifier
PIN	Personal Identification Number
PMT	Program Map Table
PNG	Portable Network Graphics
PQ10	Perceptual Quantizer with a bit depth of 10 bits
PR	Period Relative
PSI	Program Specific Information
PTS	Presentation Timestamp
PVR	Personal Video Recorder
RAP	Random Access Point
RCU	Remote Control Unit

REST	Representational State Transfer
RET	Retransmission
RFC	Request For Comments
RGB	Red Green Blue
RIFF	Resource Interchange File Format
RPC	Remote Procedure Call
RSA	Rivest-Shamir-Adleman
RTP	Real-time Transport Protocol
RUI	Remote UI
S/PDIF	Sony®/Philips® Digital Interface
SAS	Synchronization Application Server
SC	Synchronization Client
SCART	Syndicat des Constructeurs d'Appareils Radiorécepteurs et Téléviseurs
SD	Standard Definition
SD&S	Service Discovery and Selection
SDT	Service Description Table
SI	Service Information
SIP	Session Initiation Protocol
SM	Stream Monitors
SPTS	Single Program Transport Stream
SRMP	Single Representation, Multiple Preselection
SSDP	Simple Service Discovery Protocol
SSL	Secure Sockets Layer
ST	Search Target
STC	System Time Clock
SVG	Scalable Vector Graphics
TCP	Transmission Control Protocol
TEMI	Timed External Media Information
TLS	Transport Layer Security
TSID	Transport Stream ID
TTML	Timed Text Markup Language
TTS	Text To Speech
TV	Television
TVOS	TV Operating System
UHD	Ultra High Definition
UHDTV	Ultra High Definition Television
UI	User Interface
UPnP	Universal Plug and Play
URI	Uniform Resource Identifier
URL	Uniform Resource Locator
URN	Uniform Resource Name
UTC	Universal Time Coordinated
UTF	Unicode Transformation Format
UTF-8	UCS Transformation Format-8-bit
UUID	Universally Unique Identifier
VoD	Video on Demand
WAV	Waveform Audio File Format
WC	Wall Clock
WOFF	Web Open Font Format
XHR	XMLHttpRequest
XHTML	eXtensible HyperText Markup Language
XML	eXtensible Markup Language

4 Overview

4.1 Applications

The web-based Hybrid Broadcast Broadband terminal as defined in the present document provides download and execution of applications which are defined as a collection of documents constituting a self-contained enhanced or interactive service. The documents of an application are HTML, JavaScript, CSS, XML and multimedia files.

The system architecture which allows for the provision of applications comprises a browser, application signalling via broadcast, broadband and from a Companion Screen Device, application transport via broadcast, broadband and from a CICAM, and synchronization of applications and broadcast services (see clause 4.2 for details).

The present document addresses the following types of application:

- Broadcast-independent application (i.e. not associated with any broadcast service). This type of application is downloaded via broadband and accesses all of its associated data via broadband.
 - Examples of this type of service are catch-up services and games where the application does not need access to any broadcast resources.
- Broadcast-related application (i.e. associated with one or more broadcast services or one or more broadcast events within a service) that may be launched automatically ("autostart") or explicitly upon user request. This type of application may be downloaded via broadband, broadcast or CICAM and may access its data via any method.
 - Examples of this type of service are electronic program guides and teletext-like services where the application may wish to present the broadcast video in a window and access other broadcast resources (e.g. EIT metadata).

The following possible uses of the browser environment are outside the scope of the present document:

- Service provider related applications as defined in the OIPF DAE specification [1].
- Using the browser environment to provide terminal specific applications such as a channel navigator or a device setup menu.
- Using the browser environment to display open Internet websites.
- Using the browser environment to support other specifications such as DLNA Remote UI or the full set of Open IPTV Forum specifications.

4.2 Architecture (informative)

4.2.1 Introduction

This clause gives an overview of the system architecture and explains the necessary functional components inside a hybrid terminal. The level of detail of this explanation is general and abstract. Details about the internal structure of the components (e.g. whether the DSM-CC client has an integrated cache or not) or about their practical implementation (e.g. whether a specific component is solved in hardware or software) are omitted. Also in practice several components could be combined in one component (e.g. a browser with an integrated application manager). The primary intention of this clause is to provide an introduction and an understanding of the overall concept and the needed components. The communication between these components is outside the scope of the present document.

4.2.2 System overview

A hybrid terminal has the capability to be connected to two networks in parallel. On the one side it can be connected to a broadcast DVB network (e.g. DVB-T, DVB-S or DVB-C). Via this broadcast connection the hybrid terminal can receive standard broadcast A/V (i.e. linear A/V content), non-realtime A/V content, application data and application signalling information. Even if the terminal is not connected to broadband, its connection to the broadcast network allows it to receive broadcast-related applications. In addition, signalling of stream events to an application is possible via the broadcast network.

In addition the hybrid terminal can be connected to the Internet via a broadband interface. This allows bi-directional communication with the application provider. Over this interface the terminal can receive application data and non-linear A/V content (e.g. A/V content streaming on demand). The hybrid terminal may also support non-real time download of A/V content over this interface. The broadband interface may also connect to Companion Screen Devices or other HbbTV® terminals on the same local network as the hybrid terminal.

Figure 1 depicts the system overview with a hybrid terminal with DVB-S as the example of the broadcast connection.

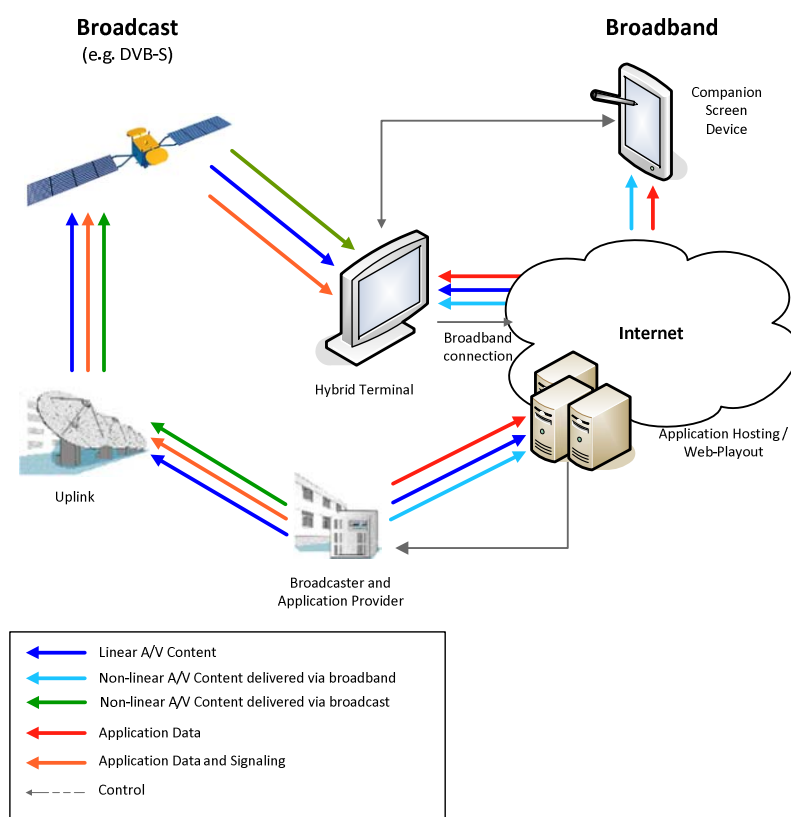


Figure 1: System Overview

4.2.3 Functional terminal components

Figure 2 depicts an overview of the relevant functional components inside of a hybrid terminal. These components are described below the figure.

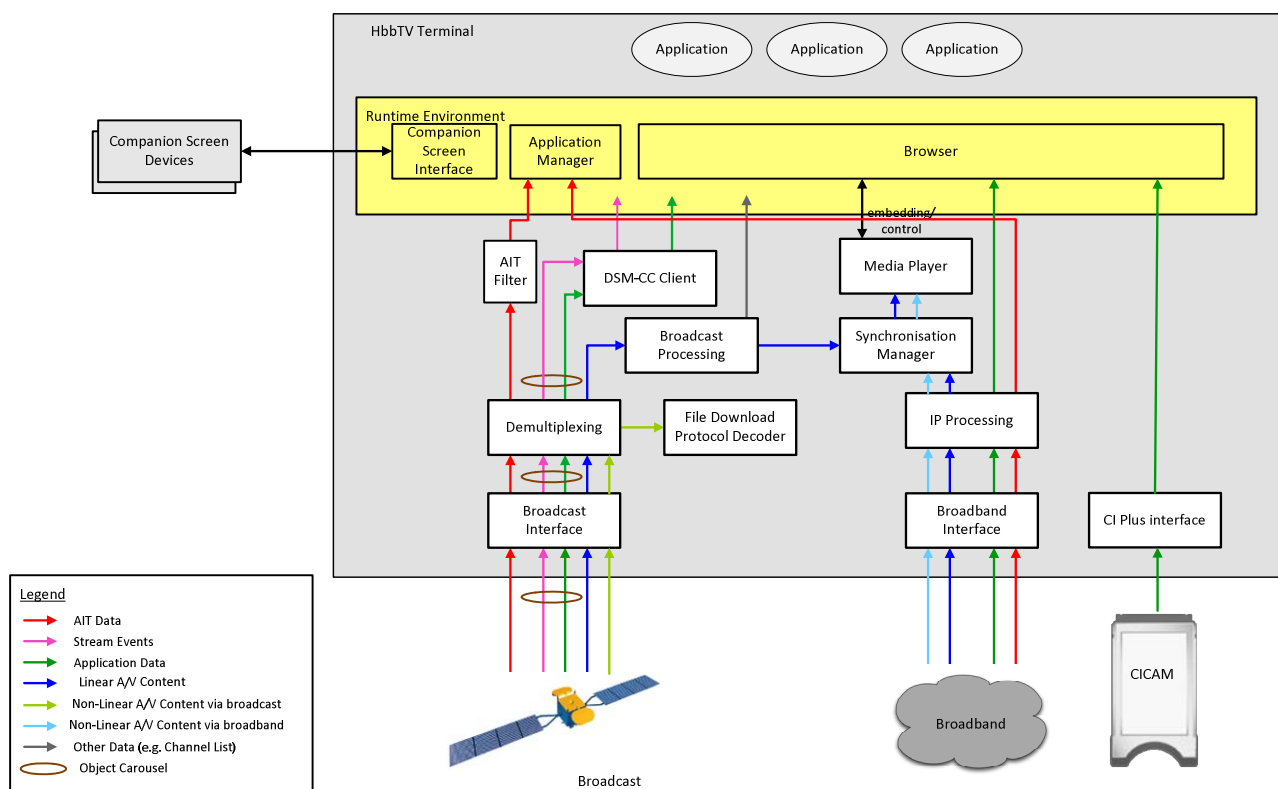


Figure 2: Functional components of a hybrid terminal

Via the **Broadcast Interface** the terminal receives AIT data, linear A/V content, non-realtime A/V content, application data and stream events. The last two data streams are transferred by using a DSM-CC object carousel. Non-realtime content is transferred by using the FDP protocol. Therefore both a **DSM-CC Client** and a **File Download Protocol Decoder** are needed to recover the data from the object carousel and FDP data stream, respectively.

NOTE: Download via broadcast using FDP is likely to be removed in the next revision of the present document.

The recovered data is provided to the Runtime Environment. The **Runtime Environment** can be seen as a very abstract component where the interactive application is presented and executed. The **Browser**, an **Application Manager** and the **Companion Screen Interface** form this Runtime Environment. The **Application Manager** evaluates the AIT to control the lifecycle for an interactive application. The **Browser** is responsible for presenting and executing an interactive application.

Linear A/V content is processed in the same way as on a standard non-hybrid DVB terminal. This is included in the functional component named **Broadcast Processing** which includes all DVB functionalities provided on a common non-hybrid DVB terminal. Additionally some information and functions from the Broadcast Processing component can be accessed by the Runtime Environment (e.g. channel list information, EIT p/f, functions for tuning). These are included in the "other data" in Figure 2. Moreover an application can scale and embed linear A/V content in the user interface provided by an application. These functionalities are provided by the **Media Player**. In Figure 2 this includes all functionalities related to processing A/V content.

Via the **Broadband Interface** the hybrid terminal has a connection to the Internet. This connection provides a second way to request application data from the servers of an application provider. Also this connection is used to receive A/V content (e.g. for Content on Demand applications). The component **Internet Protocol Processing** comprises all the functionalities provided by the terminal to handle data coming from the Internet. Through this component application data is provided to the Runtime Environment. A/V content is forwarded to the **Media Player** which in turn can be controlled by the Runtime Environment and hence can be embedded into the user interface provided by an application. In combination with the **Media Player**, the **Synchronization Manager** can synchronize content delivered to the hybrid terminal via the **Broadband Interface** and content delivered to the hybrid terminal via either the **Broadband Interface** or the **Broadcast Interface**.

The **Companion Screen Interface** enables the hybrid terminal to discover **Companion Screen Devices** and other hybrid terminals and to be discovered by **Companion Screen Devices**. Through it, interactive applications running in the **Browser** can request an application be installed or started on a **Companion Screen Device** and an application running on a **Companion Screen Device** can request the **Browser** to start an interactive application. It provides a WebSocket server to enable an interactive application in the hybrid terminal and an interactive application on either a **Companion Screen Device** or a different hybrid terminal to communicate. In combination, the **Companion Screen Interface** and the **Media Player** together enable synchronization of content delivered to the hybrid terminal via either interface with content delivered to a **Companion Screen Device** or another hybrid terminal.

Via the **CI Plus interface**, the hybrid terminal requests application data from the Auxiliary File System offered by the **CICAM**.

4.3 Terminal capabilities and extensions

The present document defines a base level (or set of capabilities for terminals) which shall be supported in all terminals. This base level supports interactive applications:

- Which do not use video as part of their UI.
- Which use broadcast video as part of their UI.
- Which use unicast streaming content on demand as part of their UI.

In addition to this base level, the present document includes four other features which may optionally be supported by terminals:

- Support for downloading A/V content from the broadcast and broadband channels into persistent memory available locally to the terminal (both persistent download and progressive download) - this is referred to as the "download feature".
- Support for scheduling and playback of recordings and time-shifting of broadcast content using mass storage available locally to the terminal - this is referred to as the "PVR feature".
- Support for protected content via broadband as defined in annex B.
- Launching applications on a Companion Screen Device.

Additionally the present document defines some aspects that are mandatory for terminals supporting CI Plus [12] in whole or in part.

4.4 Specification overview

The present document specifies the technical requirements for the system described in the previous clauses. It largely references parts of already available standards and specifications and adapts these parts where necessary. The most significant referenced documents are the following:

- W3C HTML5 [54], as profiled by the CTA Web Media API Snapshot [76].
- OIPF DAE specification - formally known as Open IPTV Forum Release 2 Volume 5 [1].
- DVB hybrid application signalling specification - formally known as ETSI TS 102 809 [3].
- MPEG DASH - formally known as ISO/IEC 23009-1 [29].
- MPEG CENC - formally known as ISO/IEC 23001-7 [30].

Figure 3 shows a graphical overview of the relationship between the profile defined here and the above mentioned specifications.

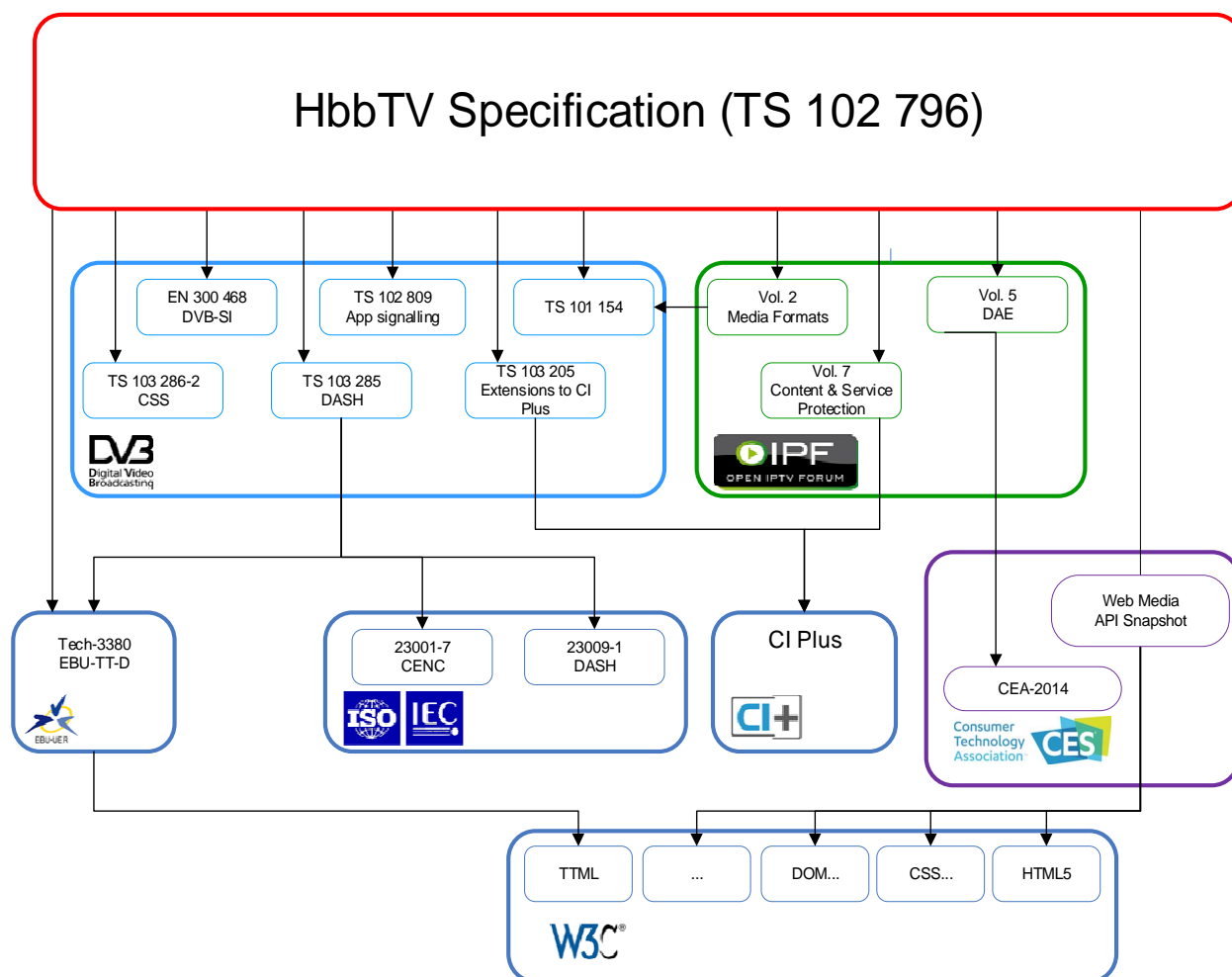


Figure 3: Specification overview

Important components provided by HTML5 [54] include:

- The HTML markup language itself.
- The <video> element for presenting broadband delivered video in an HTML page.
- The APIs for manipulating the contents of an HTML page from JavaScript.

Important components provided by the OIPF DAE specification [1] include:

- JavaScript APIs for applications running in a TV environment (e.g. broadcast video presentation, channel change).
- Definition of embedding linear A/V content in an application.
- Integration with content protection/DRM technologies.

ETSI TS 102 809 [3] provides the following components:

- Application signalling.
- Application transport via broadcast or HTTP.

The audio and video formats are defined in the OIPF Media Formats specification [2].

In some rare cases none of the referenced standards provide an appropriate solution. In these cases the requirements are directly defined in the present document (e.g. the application lifecycle definition). Additionally the present document provides recommendations on the user experience and a description of the system overview.

The requirements in the OIPF and DVB specifications are only included if explicitly referenced in the present document or a dependency of those explicitly referenced parts. Other parts of those specifications are not required by the present document and should not be implemented unless required by another specification.

4.5 Referenced W3C and WHATWG Specifications

Where normative references in either the present document or in the Web Media API Snapshot [76] are to W3C specifications which have not yet been fully approved or which might still be under development, terminals shall either implement the indicated parts of the referenced W3C specification version or the equivalent parts of a later published version of the specification which is either a Working Draft, a Candidate Recommendation, a Proposed Recommendation or a W3C Recommendation. These versions may be found by using the "This version", "Latest version" and "Previous version" links on the referenced web page for the W3C specification. The same shall apply recursively to normative references to unapproved W3C specifications from other W3C specifications or WHATWG living standards.

Where normative references in either the present document or in the Web Media API Snapshot [76] are to WHATWG living standards, terminals may implement any snapshot of a WHATWG living standard from the first commit in 2021 onwards. The same shall apply recursively to normative references to WHATWG living standards from W3C specifications or other WHATWG living standards.

Some features in web specifications are commonly implemented with vendor prefixes, either as well as the unprefixed version or instead of the unprefixed version. For more information see the WHATWG compatibility document [i.16].

5 User experience (informative)

5.0 Introduction

This clause describes the behaviour of the terminal as seen by the end-user. It should be considered as usability guidelines for implementing interactivity. However, the described behaviour usually results from the functionality coded into the broadcast application, rather than the terminal.






A homogenous user experience is important to enable a successful interactive platform. To ensure this, both the manufacturer and the application developer should respect the following framework and guidelines.

5.1 Visual appearance of interactive applications

5.1.1 Balance of video and application

Table 1 illustrates the range of different visual appearances the end user might experience. Each "screen" shows a different balance between "conventional TV" content and information delivered by an interactive application.

Table 1: Typical range of programme types perceived by end users

	1. Conventional TV
	2. TV with visual prompt of available information ("Red Button")
	3. TV with information overlaid (still picture only in the overlaid information, no A/V in overlay)
	4. Information with video, audio or picture inset
	5. Just information (without A/V)

5.1.2 Service selection and event change

The end-user may see a change in appearance either when she/he changes channel or when a service changes through time as depicted in Figure 4.




Figure 4: What might be seen across channels and through time

5.2 User input

The user controls interactive applications using a user input device typically supplied with the terminal. This may be a conventional remote control or an alternative input device such as a game controller, touch screen, wand or drastically reduced remote control.

NOTE: While the alternative input devices do not have buttons in the same way as a remote control, it is expected that implementations using these alternative input devices will include means to generate input to the application (called key events) logically equivalent to pressing buttons on a conventional remote control.

Table 2 lists the buttons or key events which are relevant for the end user when using interactive applications. Requirements on implementations are found in Table 12 in clause 10.2.2.

Table 2: Relevant remote control buttons or key events for the end user when using interactive applications

Button or Key Event	Usage
TEXT or TXT or comparable button	Launches the digital teletext application and/or the standard teletext as described in clause 5.3.4.
red colour button	Usually displays or hides a broadcast-related autostart application.
3 additional colour buttons (green, yellow, blue)	Variable usage as defined by the application (typically short-cuts or colour-related functions).
4 arrow buttons (up, down, left, right)	Variable usage as defined by the application (typically focus movement or navigation through lists).
ENTER or OK button	Variable usage as defined by the application (typically selection of focused interaction elements or confirmation of requested actions).
BACK button	Variable usage as defined by the application (typically going back one step in the application flow).
Number keys	Variable usage as defined by the application (typically used for numeric input or channel selection).
Transport keys (play, pause, stop, FF, FR)	Variable usage as defined by the application (typically used to control media playback).
2 program selection buttons (e.g. P+ and P-)	If available: selects the next or previous broadcast service in the internal channel list which may lead to the termination of the running application as described in clause 6. These functions remain active at all times while broadcast-related applications are running - see clause 6.2.2.2.
WEBTV or comparable button	If available: opens a menu providing access to broadcast-independent applications as described in clause 5.3.5.
EXIT or comparable button	Terminates a running broadcast-related application and returns to last selected broadcast service (see clause 6.2.2.3). A running broadcast-independent application is still terminated but what happens next is implementation dependent. For example, it may vary depending on how the terminated application was originally started.

Some input devices may provide the user with a combined play/pause function instead of separate play and pause functions. Applications should be written to cater for both cases.

Additionally, users may interact with an HbbTV[®] application via a Companion Screen application in place, or in addition to, the standard user input device supplied with the terminal. The Companion Screen application does not need to replicate the functions of, and may support features not available on, the standard user input device.

5.3 Access to interactive applications

5.3.1 Overview of ways of access

The end user can access interactive applications via the following ways:

- Accessing a typical broadcast-related autostart application by pressing the visually indicated "Red Button" (see clause 5.3.3.2).
- Starting a digital teletext application by pressing the TEXT button (see clause 5.3.4).
- Starting a broadcast-independent application through the Internet TV portal of the manufacturer if one is offered (see clause 5.3.5).
- Starting an HbbTV[®] application on the terminal from an already running Companion Screen application.
- Starting an application via a link in the currently running application.
- Selecting a broadcast channel which has a broadcast-related autostart application which starts in full-screen mode (usually only used on radio or data services).

5.3.2 Inaccessibility of applications

If a non-autostart application (e.g. a digital teletext application) is not available via the broadcast channel but only via broadband and the terminal is not connected to a broadband network, the terminal should display a suitable error message encouraging the end user to connect the device to one. Technical error messages (e.g. HTML status code 404) or a black screen should be avoided.

Despite the device having an active broadband connection, failure to access the initial page of an autostart broadband service should not cause any message (error or otherwise) to be displayed on the screen and disturb the TV watching experience.

5.3.3 Starting broadcast-related autostart applications

5.3.3.1 Possible states of an autostart application

Broadcast-related autostart applications are usually associated with a broadcast channel or an event (or part of an event) on that channel. In the first case, they start as soon as the channel is selected. In the second case, they start through an AIT update (usually co-incident with the start of the event).

Broadcast-related autostart applications may be in one of the following states when they start:

- 1) Displaying a "Red Button" notification to inform the user that the application is available.
- 2) Displaying no user interface.
- 3) Displaying their full user interface (usually only used on radio and data services).

In general, autostart applications on TV services should not display their full user interface (i.e. state 3) automatically. Instead, the user is informed of their availability by the "Red Button" icon (i.e. state 1). Further parts of the application should not be started unless the end-user presses the "Red Button".

Applications will start with a window covering the entire display in order that they can position the "Red Button" notification where they wish. Since the browser rendering canvas default colour is device-dependent, applications should explicitly set the background of their `<body>` element to transparent using (for example) the following CSS rule:

```
body {
  background-color: transparent;
}
```

This ensures that the video for the current service is visible in those areas of the screen where the "Red Button" notification is not displayed.

On some services (e.g. radio), a broadcast-related autostart application may start by displaying its full user interface (i.e. state 3) immediately without displaying a "Red Button" icon beforehand.

When an application changes from state 1 or 3 to state 2, it should:

- Remove all graphics on screen.
- Stop presenting any kind of streaming audio or video.
- Restart the broadcast service (if it is a broadcast-related application and the broadcast service has been stopped).
- Rescale/reposition video to "full screen mode" (if video has been scaled/positioned).
- Unmute audio (if audio has been muted).
- Stop consuming any key events apart from the "Red button" (which should be used to change back to state 3).

When an application changes from state 2 to state 1 or 3, it should:

- Show new application graphics as appropriate.
- Inform the terminal which key events it wishes to consume in its new state.

For some use cases e.g. interactive radio applications, some of these may not apply.

5.3.3.2 "Red Button" applications

This type of broadcast-related autostart application indicates its availability by displaying a "Red Button" icon on the screen. This icon is displayed for a time period and then it may disappear. Pressing the "Red Button" on the RCU always displays the full user interface of the application (see Figure 5), whether the "Red Button" icon currently being displayed or not. If there is no broadcast-related autostart application, pressing the "Red Button" has no effect (see Figure 6).

NOTE: The "Red Button" icon is generated by the broadcast-related autostart application and therefore it is also designed by the owner of the application.




Figure 5: Service with associated broadcast-related autostart application



Figure 6: Service without associated broadcast-related autostart application

The end user may be able to control a setting to disable the initial drawing of the "Red Button" indication. If the end user selects this setting then this broadcast autostart application will display its full user interface when it starts, without drawing a "Red Button" indication. Support for this setting is provided entirely by the application. If such a setting is available, it should be easy for the end user to find and its purpose should be clear to the end user.

5.3.4 Starting digital teletext applications

A digital teletext application is a special broadcast-related application which is started by pressing the TEXT button on the RCU. Depending on the provision of a digital teletext application and of standard teletext the reaction on pressing the TEXT button differs.

Case A: If only the standard teletext is available on the current service, the standard teletext is displayed (see Figure 7).




Figure 7: Service with standard teletext only

Case B: If only a digital teletext application is available on the current service, this application is started (see Figure 8). Pressing the TEXT button a second time terminates the application and causes the AIT to be re-parsed and any autostart application to be restarted.




Figure 8: Service with digital teletext application only

Case C: If both a digital teletext application and standard teletext are available on the current service, an easy to use mechanism should be implemented to toggle between the different teletext modes (see Figure 9).

EXAMPLE: Pressing the TEXT button for the first time could start the digital teletext application, pressing it for the second time would close the digital teletext application and start the standard teletext, and pressing it for the third time would close the standard teletext and rerun AIT parsing and start the autostart application if provided.



Figure 9: Example of service with digital teletext application & standard teletext

Case D: If a digital teletext application is signalled but not available (because the digital teletext application is only reachable via broadband and the terminal is not connected appropriately) but standard teletext is available, the standard teletext would be displayed (see also Figure 7).

Case E: If no digital teletext application is signalled and standard teletext is not available, nothing should happen as shown in Figure 10.



Figure 10: Service without associated teletext

Case F: If a digital teletext application is signalled but not available (because the digital teletext application is only reachable via broadband and the terminal is not connected appropriately) and standard teletext is not available, the terminal would display an informative message encouraging the end user to connect the terminal to the internet.

5.3.5 Starting broadcast-independent applications

Broadcast-independent applications are started via a running application or an Internet TV Portal. An Internet TV Portal is an application which provides a type of start page where broadcast-independent applications are sorted and offered in an appropriate and useful way to the end user. The Internet TV Portal may be opened by pressing a dedicated Internet TV Button on the RCU as shown in Figure 11. The type of interactive applications that are listed in the Internet TV Portal is the responsibility of the manufacturer. There may be an option for the user to add broadcast independent applications via manual URL entry or similar means like apps on mobile phones. The structure and the design of the start page is the responsibility of the manufacturer and out of the scope of the present document. Broadcast-independent applications are described in more detail in clause 6.2.2.6.




Figure 11: Internet TV Portal

Broadcast-independent applications may also be started from a Companion Screen application running on a Companion Screen. Companion Screen applications and their interaction with HbbTV[®] terminals and HbbTV[®] applications are described in more detail in clause 14.

5.4 Exiting and hiding broadcast-related applications

According to the technical definitions of the application lifecycle in clause 6, applications may be stopped when they launch other applications or a channel change is performed. Applications may also kill themselves, either as a result of a request by the end-user or as a consequence of some internal logic.

Pressing the EXIT (or comparable) button terminates the application.

Applications may disappear from view automatically on some actions of the end-user which cause the application to move to state 2 (as defined in clause 5.3.3.1) as illustrated in Figure 12. "Red Button" applications should always provide this function and should use the "Red Button" to toggle between state 2 and state 3 (as defined in clause 5.3.3.1). Applications should use the `Application.hide()` method to hide their user interface, or may use an alternative approach.

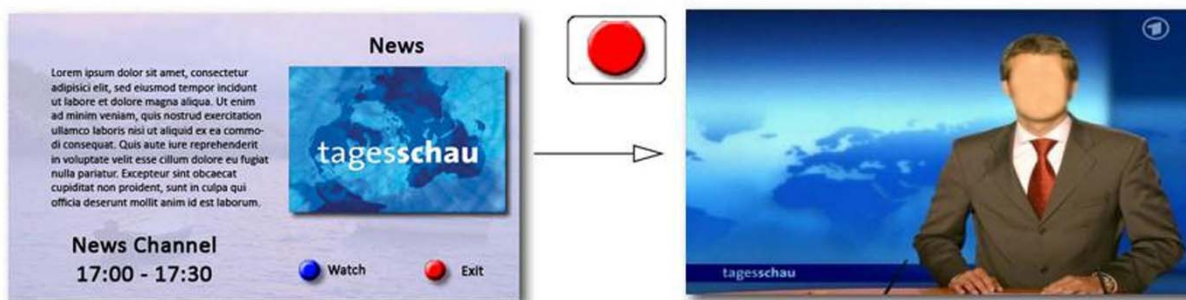


Figure 12: Application selects TV channel

If an action occurs that would terminate an HbbTV[®] application on the terminal, it is recommended that, where possible, any associated Companion Screen applications are informed of this. This could be achieved using application specific messages via the application to application communication path (see clause 14.5), before the application is terminated.

5.5 Companion Screens

HbbTV[®] applications may launch, or be launched by Companion Screen applications. Once launched, they may communicate using application specific messages either directly (application to application communication - see clause 14.5) or indirectly (e.g. through the cloud). There may be a multiplicity of Companion Screen applications associated with an HbbTV[®] application. As a result, there are many application and user interaction models possible and applications should be designed carefully. It cannot be assumed by an HbbTV[®] application that a Companion Screen will be available. It is recommended that the standard user input controls are also be handled by the HbbTV[®] application (perhaps with reduced application functionality) even when the Companion Screen it intended as the primary input device.

It is also recommended that applications contain assistance and guidance information to help the user to get started with applications or suites of applications that are running on both HbbTV[®] terminals and Companion Screens.

5.6 User interface issues

5.6.1 Advertising broadcast applications

The user interface displayed on channel change (and when the "Info" button is pressed) is the responsibility of the terminal manufacturer but typically includes the title and synopsis of the current event. It is recommended that the presence of HbbTV[®] applications signalled in the broadcast is indicated to the user in this UI.

5.6.2 Co-existence with CI and CI Plus MMI

A CICAM may request the terminal to display an MMI screen or dialogue at any time. The terminal has to respect the mandatory requirements of the CI and CI Plus specifications (see clauses 12.3.3 and 12.6.1.1 of CI Plus [12]) and clause 12.4 of the DVB CI Plus Extensions ETSI TS 103 205 [37]. Working within those constraints, the terminal should endeavour to present a consistent and uncomplicated user interface at all times. On occasion, this may result in the HbbTV[®] application at least losing focus and possibly being terminated.

If any interaction between the CICAM and the user is required, application authors are strongly recommended to use the `oipfDrmAgent` APIs to allow communication between the CICAM and the HbbTV[®] application, which can then act as a proxy for any interaction with the user.

5.6.3 Encrypted channels

Terminals may wish to display a message to the user that the channel is encrypted and cannot be displayed (see clause 6.2.2.8). If they do so, they should be aware that applications may wish to present some relevant information for this scenario. Hence any native UI should not remain on screen permanently or should give the user a way to remove it.

6 Service and application model

6.1 Application model

The present document defines a model which supports one HbbTV[®] application visible at one time.

Two types of applications are supported:

- Broadcast-related applications. These are signalled as part of a broadcast channel as defined in clause 7.2.3.1 and follow the lifecycle rules defined in clauses 6.2.2.2 and 6.2.2.3.
- Broadcast-independent applications. These are either not signalled at all or are signalled as in clause 7.2.3.2. They follow the lifecycle rules defined in clause 6.2.2.6.

Applications may transition between these two types as described later in the present document.

Terminal specific applications like navigators, channel list management, terminal specific EPGs or PVR control applications are out of scope of the present document.

No mechanism is defined to allow the visible application to interact with other running applications.

Terminal specific applications may be temporarily displayed on top of HbbTV[®] applications. This shall not affect the state of the HbbTV[®] application but during this time, if the terminal specific application takes focus, the HbbTV[®] application shall not receive any key event. Calls to `application.show()` while a terminal specific application is visible shall either:

- cause the HbbTV[®] application to be visible behind the terminal specific application; or
- cause the HbbTV[®] application to become visible once the terminal specific application stops being visible assuming that the HbbTV[®] application is still running and that `application.hide()` has not been called.

6.2 Application lifecycle

6.2.1 Introduction

The application lifecycle is determined by the following four factors:

- 1) The application model.
- 2) The currently selected broadcast service (if any) and changes to it.
- 3) The applications signalled as part of the currently selected broadcast service.
- 4) The signalled application control code (as defined in clause 7.2.3.1 of the present document and clause 5.2.4 of ETSI TS 102 809 [3]).

6.2.2 Starting and stopping applications

6.2.2.1 Summary (informative)

Starting an application may be initiated in the following ways:

- Directly by the end-user (e.g. by using dedicated buttons on the remote control or an equivalent menu provided by the terminal).
- In response to signalling in a broadcast service (e.g. automatically starting a broadcast-related autostart application).
- By an already running application (via the JavaScript method `createApplication()`).
- By a Companion Screen as described in clause 14.6.

Starting applications in response to the playback of recorded or downloaded content is not supported.

An application may be stopped in the following ways:

- As defined in the flowcharts in clauses 6.2.2.2 and 6.2.2.3.
- By calling `Application.destroyApplication()`.
- By the terminal, under certain error conditions as defined in clause 6.2.2.11.
- Directly by the end-user.

The launch of an application may be blocked by the terminal if a parental rating value is signalled in the broadcast AIT or XML AIT. However, once launched, a change in the parental rating in a broadcast AIT does not cause the running application to be killed.

6.2.2.2 Behaviour when selecting a broadcast service

Figure 13 shows the rules that shall apply when the selected broadcast service changes.

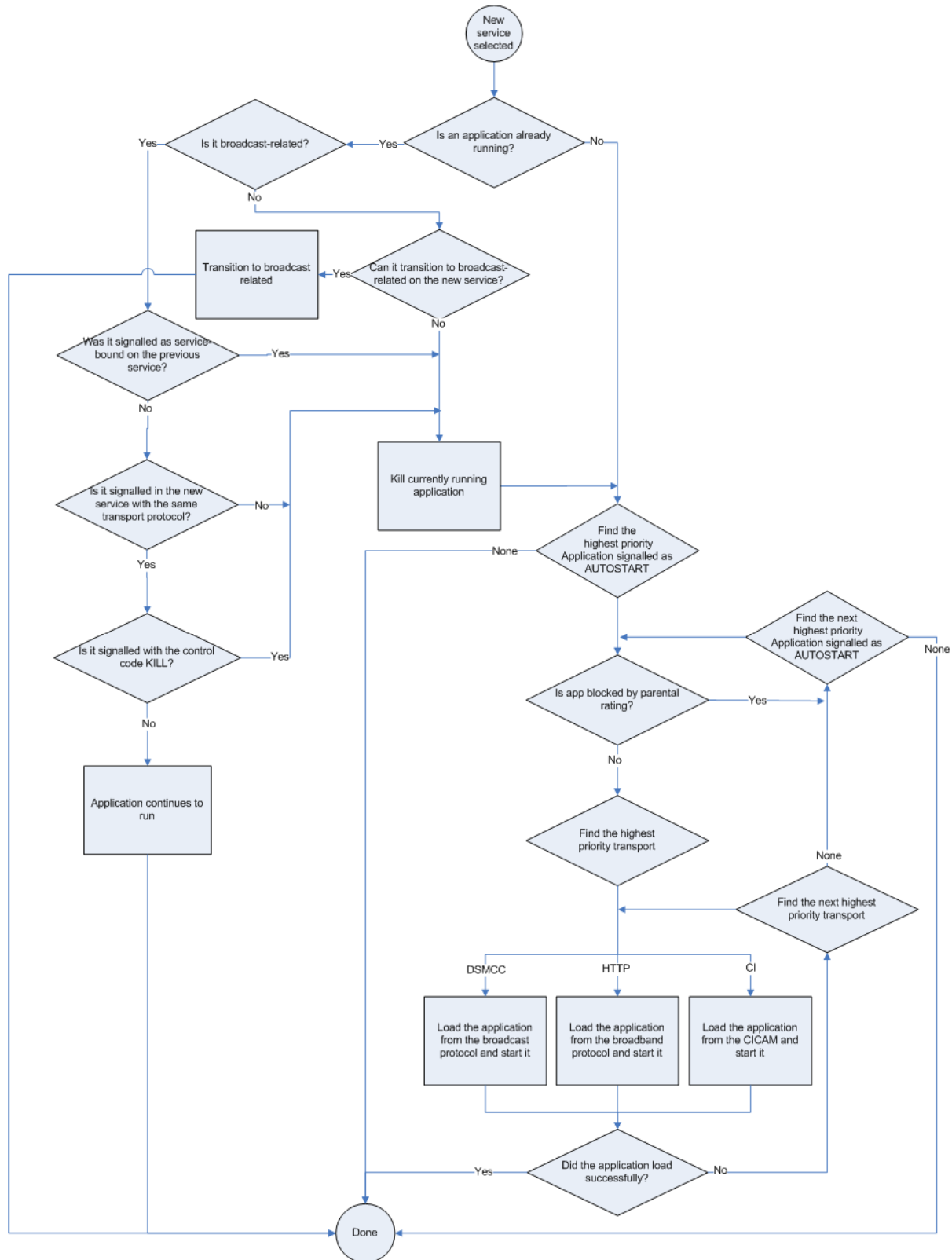


Figure 13: Behaviour when selecting a broadcast service

NOTE 1: It is strongly recommended that broadcasters only signal one autostart application per broadcast service.

NOTE 2: The selection of application can be optimized as follows:

If the terminal does not have an operational broadband connection then applications signalled as broadband-only and broadband-specific signalling for applications signalled as both broadcast and broadband can be discarded.

If the terminal does not have an operational CI Plus connection then applications signalled as CICAM-only and CICAM-specific signalling for applications signalled as both broadcast and CICAM-based can be discarded.

The channel change mechanisms offered by the terminal shall remain functional regardless of whether media is being presented and whether that originates from broadcast or broadband with the following clarifications.

- Mechanisms that depend on key events that are available to HbbTV® applications (e.g. number keys) shall remain functional at all times while broadcast related applications are running and the running application has not successfully requested the key events concerned. While a running HbbTV® application has claimed the keys concerned then a channel change mechanism depending on those keys shall be disabled.
- Mechanisms that do not depend on key events that are available to HbbTV® applications (e.g. P+/P- keys, voice) shall remain functional at all times while broadcast related applications are running.
- The behaviour of these channel change mechanisms is implementation-dependent when a broadcast-independent application is running (and hence no broadcast channel is selected).

For the purposes of deciding whether an application is already running or is signalled, only the `organisation_id` and `application_id` fields from the AIT shall be used. Other information (e.g. the URL of the first page, the parental rating of the application) shall not be used.

No application shall be launched by the terminal if it would be blocked by parental access controls, as defined in clause 6.2.2.10.

Applications may select services using a mechanism called "locally defined channels" (see clauses 7.13.1.3 and 7.13.11 of the OIPF DAE specification [1]). These may refer to regular broadcast DVB services (whether found by a channel scan or not), in which case Figure 13 and the rest of the application lifecycle shall apply. These may also refer to MPEG programs that are not broadcast DVB services.

Figure 13 shall not apply when selecting an MPEG program which is not a broadcast DVB service. If a transport stream does not include an SDT actual then none of the MPEG programs in that stream are broadcast DVB services. If the SDT actual in a transport stream does not include an entry corresponding to a PMT in that transport stream then the MPEG program described by that PMT is not a broadcast DVB service. There is no requirement for a terminal to check again either for an SDT or that a service is listed in the SDT if it has already done so, e.g. in order to acquire the service name when creating the channel list.

NOTE 3: If broadcasters or operators change programs in a multiplex from being a broadcast service to a non-broadcast service or vice-versa, they should use new program numbers/service_ids and should not re-use the old program numbers/service_ids.

As a consequence of selecting such an MPEG program:

- No applications shall be started.
- No applications shall be stopped except for broadcast-related applications with `service_bound_flag` set to '1' which are stopped when leaving the current broadcast service.
- The value of the `currentChannel` property on the video/broadcast object and the `ApplicationPrivateData.currentChannel` property shall reflect the MPEG program selected.
- Figure 13 shall not apply when selecting an MPEG program that is not a broadcast DVB service.

6.2.2.3 Behaviour while a broadcast service is selected

Figure 14 shows the rules that shall apply if the AIT changes or a broadcast-related application exits while a broadcast service is selected.

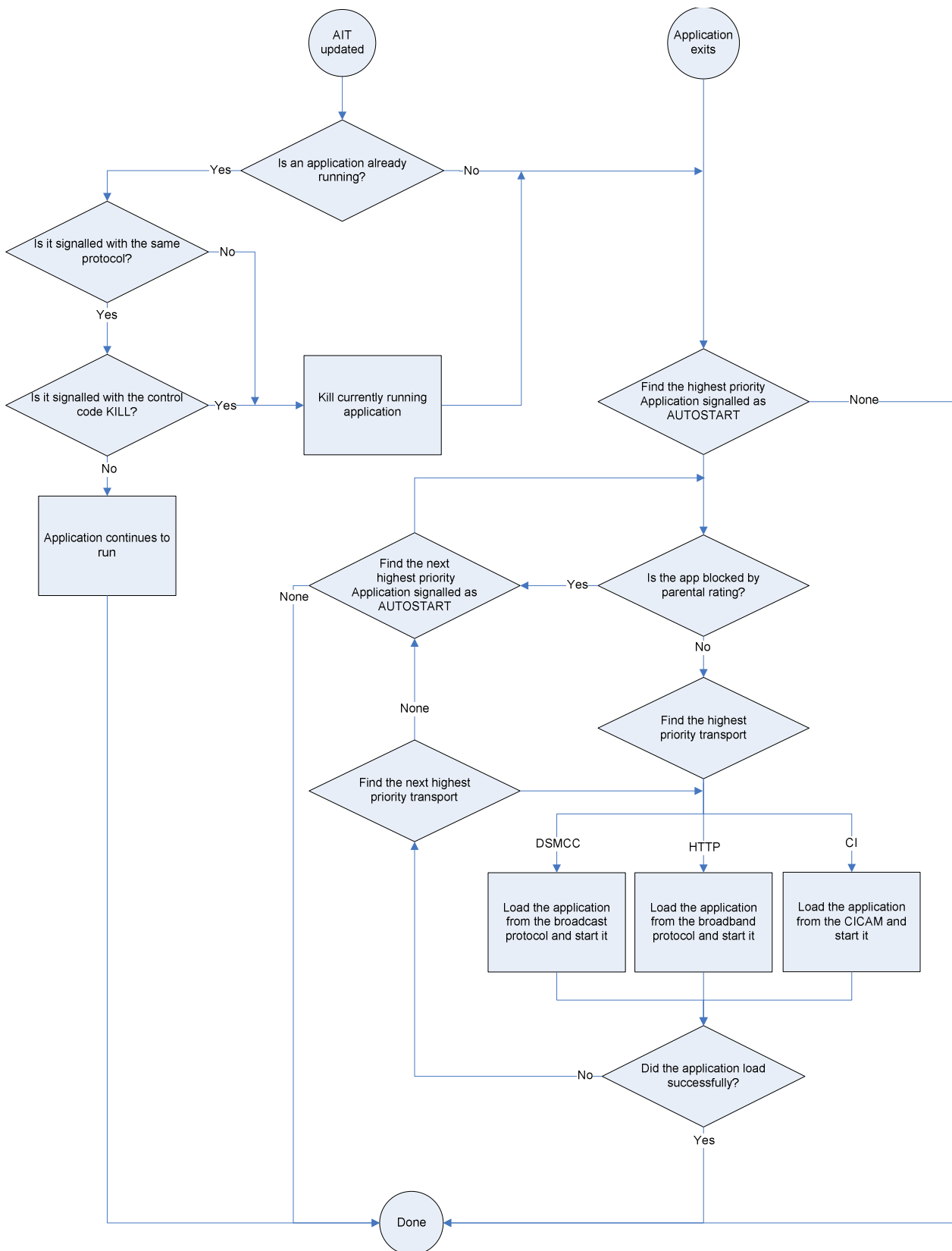


Figure 14: Behaviour while a broadcast service is selected

No application shall be launched by the terminal if it would be blocked by parental access controls, as defined in clause 6.2.2.10.

In Figure 14, the following clarifications shall apply:

- For the purposes of deciding whether an application is already running or is still signalled, only the `organisation_id` and `application_id` fields from the AIT shall be used. Other information (e.g. the URL of the first page, the parental rating of the application) shall not be used.
- Other than `organisation_id` and `application_id`, the only other field in the AIT which is relevant when the AIT is updated is the application control code. Changes in other fields shall be ignored for already running applications.

NOTE 1: As a result of the above, changes to fields in the AIT other than `organisation_id`, `application_id` and application control code will only take effect for newly started applications. In order for those changes to affect an already running application, the application needs to exit and re-start. It is up to the broadcaster and/or application provider to arrange for this to happen.

NOTE 2: A change in the version number of an AIT subtable is an indication to the terminal to retrieve a new version of the AIT. It does not imply or require any changes in the content of the AIT itself. For example, adding an application to the AIT would be an update to the AIT without changing the AIT entries for any existing applications.

NOTE 3: The selection of application can be optimized as follows:

If the terminal does not have an operational broadband connection then applications signalled as broadband-only and broadband-specific signalling for applications signalled as both broadcast and broadband can be discarded.

If the terminal does not have an operational CI Plus connection then applications signalled as CICAM-only and CICAM-specific signalling for applications signalled as both broadcast and CICAM-based can be discarded.

The PID on which an AIT component is carried may change. Terminals shall treat this in the same manner defined in clause 5.3.4.2 of ETSI TS 102 809 [3] for the case where an AIT is removed from the PMT and then reinstated. This means that the subtable shall be considered to have changed, regardless of whether the AIT version number changes, and the normal "AIT updated" sequence defined in Figure 14 shall be followed.

If the only running broadcast-related application exits without starting a broadcast-independent application or without the terminal changing channel, the AIT shall be re-parsed and any autostart application shall be re-started following the rules defined in the previous clause. It may be that the restarted application is the same one as the one that just exited. If an application exits when an MPEG program that is not a broadcast DVB service is selected and that MPEG program does not include an AIT then the behaviour is implementation specific.

When a broadcast-related application exits, the broadcast video and audio shall be presented under the control of the terminal (see clause H.2 of the OIPF DAE specification [1]). Specifically:

- If it had no video/broadcast object or a video/broadcast object in the unrealized state then the broadcast video and audio were already being presented under the control of the terminal and this shall continue without interruption.
- If it had a video/broadcast object in the presenting state then control of broadcast video and audio presentation shall continue but control shall return to the terminal (see clause H.2 of the OIPF DAE specification [1]). This may result in changes to video presentation (e.g. video scaling, positioning). This may result in changes to audio presentation (e.g. reverting to a default audio track).
- If it has a video/broadcast object in the stopped state and is presenting video and audio using an HTML5 video element or an A/V control object, presentation of that video and audio shall be stopped.

This flowchart shall not apply while MPEG programs are selected which are not a broadcast service, (i.e. not listed in the SDT of the transport stream carrying them or are carried in a transport stream that does not include an SDT) and which do not include an AIT.

Terminals shall include a mechanism to start and stop digital teletext applications, for example, the TEXT key on an RCU could be used to start the digital teletext application (which would require any other running application to be killed); pressing the TEXT key again causes the running application to be stopped as long as it is signalled as a digital teletext application. Digital teletext applications are identified with an `application_usage_descriptor` in the AIT with `usage_type` equal to 1.

NOTE 4: The digital teletext application is intended to be distinct from the autostart application(s) in the AIT. Care is needed if a teletext application is started by means other than the TEXT key.

6.2.2.4 Time-shifting behaviour

If the terminal delays presentation of the currently selected broadcast service (e.g. using a time-shift buffer), an application may get out of sync with the presentation of the audio-video components of this service. An HbbTV[®] application shall be terminated if it is not safe to run it while the current broadcast service is delayed. An application is safe to run with a delayed broadcast service, if it is signalled in the AIT with an `application_recording_descriptor` and both the `trick_mode_aware_flag` and the `time_shift_flag` set to '1' as described in clause 7.2.3.1. If an application is killed due to a broadcast service being delayed, the procedure defined in clause 6.2.2.2 for selecting an autostart application to run shall be followed except that only applications that are safe to run with a delayed service shall be considered.

After starting to delay presentation, a terminal shall:

- If presentation of the currently selected broadcast service is paused or uses a speed other than 1.0, dispatch a `onPlaySpeedChanged` event with a speed other than 1.0.
- Update the `currentTimeShiftMode`, `playPosition` and `playSpeed` properties of the video/broadcast object.

The present document defines two implementation options for support of applications when video is time-shifted - depending on whether the terminal can or cannot maintain synchronization between applications and the A/V components of a service. Which of these two options is implemented by a terminal is indicated by the `timeShiftSynchronized` property.

When a terminal can maintain synchronization between applications and the A/V components of a service, all of the following shall apply:

- DSM-CC stream event descriptors shall be recorded with the A/V components keeping the timing relation and shall be delivered during playback of the time-shift.
- The AIT shall be monitored, any changes shall take effect preserving the correct timing with respect to the A/V components.
- The service information shall be recorded with the A/V components keeping the timing relation and the properties of the video broadcast object (e.g. programmes, `AVComponent` as defined in clause 7.16.5 of the OIPF DAE specification [1]) changes at the proper time of the playback of the time-shift.
- The `timeShiftSynchronized` property of the `configuration` property of the `Configuration` class shall be set to true (see clause A.2.20.2).

If a terminal is not able to maintain synchronization between applications and the A/V components of a service:

- The application may receive some (or all) broadcast resources from the live broadcast signal instead of the time-shift playback.
- It shall set the `timeShiftSynchronized` property to false.

NOTE: When an application accesses service information or receives stream events, it may check if it is synchronized with the A/V component of the service by reading the values of the properties `recordingState` and `timeShiftSynchronized`.

6.2.2.5 Simultaneous broadcast/broadband/CI Plus application signalling

6.2.2.5.1 Priority

Broadcast, broadband and CI Plus transport protocols may be specified simultaneously for a given application. The priority by which the transport protocols shall be used is determined by the order in which the `transport_protocol_labels` are listed in the `application_descriptor`, with the first being the highest priority.

6.2.2.5.2 Not currently operational broadband connection

Where a terminal does not have a currently operational broadband connection and an application to be launched is signalled to be:

- Available through broadband and one or more other protocols (either broadcast or CI Plus): the terminal shall disregard the signalling for the broadband transport protocol.
- Available only through broadband: the terminal shall ignore the request to launch the application (and return an error if the application was launched by a call to `createApplication()`).

6.2.2.5.3 Currently operational broadband connection and error accessing initial page

Where a terminal has a currently operational broadband connection but there is an error (asynchronous due to the nature of the HTTP protocol) accessing the initial page of a broadband application and an application to be launched is signalled as:

- Available through broadband as top priority and then through another protocol (either broadcast or CI Plus): the terminal shall disregard the signalling for the broadband transport protocol.
- Available only through broadband: the terminal shall not display an error message for applications which were either launched as autostart (e.g. following a channel selection or AIT update) or which were launched by another application.

6.2.2.5.4 Not currently operational CI Plus protocol

Where a terminal does not have a currently operational CI Plus File System and an application to be launched is signalled to be:

- Available through CI Plus protocol and one or more other protocols (either broadcast or broadband): the terminal shall disregard the signalling for the CI Plus transport protocol.
- Available only through CI Plus protocol: the terminal shall ignore the request to launch the application (and return an error if the application was launched by a call to `createApplication()`).

6.2.2.5.5 Currently operational CI Plus connection and error accessing file system

Where a terminal has a currently operational CI Plus File System with HbbTV® Application Domain but there is an error accessing the initial page of a CI Plus application and an application to be launched is signalled as:

- Available through CI Plus protocol and one or more other protocols (either broadcast or broadband): the terminal shall disregard the signalling for the CI Plus transport protocol.
- Available only through CI Plus protocol: the terminal shall ignore the request to launch the application (and return an error if the application was launched by a call to `createApplication()`).

6.2.2.5.6 Application launch failure

If the application cannot ultimately be loaded from either broadcast or broadband or CI Plus and the application was launched by a call to `createApplication()`, an `ApplicationLoadError` shall be dispatched. Once the initial page of an application has been successfully loaded, the present document does not specify how terminals should behave if a page from that application subsequently fails to load.

6.2.2.6 Broadcast-independent applications

6.2.2.6.1 Lifecycle issues

A broadcast-independent application can be created in one of the following ways:

- By calling the `Application.createApplication()` method with either an HTTP or an HTTPS URL. The URL shall refer to either an HTML page or an XML AIT (see clause 7.2.3.2).
- Optionally from a terminal specific application like an Internet TV Portal or following manual URL input as described in clause 5.3.5. See also clause 6.2.2.6.2.
- By a Companion Screen sending an XML AIT to the terminal as described in clause 14.6.

NOTE 1: See clause 11.9 concerning the use of unencrypted HTTP and of `http:` URLs.

Where the URL refers to an HTML page directly, the broadcast-independent application shall be created without an `organisation_id` or `application_id`.

Where the URL refers to an XML AIT, the broadcast-independent application shall be created with the `organisation_id` and `application_id` specified in the XML AIT. In both cases, the application shall be associated with an application boundary as defined in clause 6.3.

When a broadcast-related application starts a broadcast-independent application, the application is started but the broadcast service shall cease to be selected - logically equivalent to selecting a "null service" as described above. The new application shall not have access to broadcast resources. When a broadcast service ceases to be selected, the terminal shall stop the presentation of any component of that broadcast service. When a broadcast-independent application is running, the terminal shall not present components of a broadcast service.

A broadcast-related application can transition to a broadcast-independent application by calling the `setChannel()` method on the video/broadcast object with a value of `null` for its `channel` argument. Access to broadcast resources shall be lost and the object shall transition to the `unrealized` state. A `ChannelChangeSucceededEvent` shall be dispatched to the video/broadcast object that caused the transition with a value of `null` for the `channel` property.

NOTE 2: Applications that wish to become broadcast-independent and later transition back to broadcast-related should remember the current channel before transitioning to broadcast-independent.

NOTE 3: Broadcast-related applications should ensure that the current HTML page is loaded from broadband before making such a transition. As defined in clause 6.3.3 of the present document, broadcast-related applications loaded from carousel can have their application boundary extended to include HTTP or HTTPS domains in order to enable loading of pages from broadband as part of the application. The results of attempting to make a transition to broadcast-independent when the current HTML page is loaded from carousel are not defined by the present document but may include the application being unable to load any data or it being terminated.

Stopping and resuming playback of broadcast video using the `stop()` and `bindToCurrentChannel()` methods on a video/broadcast object shall not affect the broadcast-related status of an application.

When a broadcast-independent application successfully selects a broadcast service using a video/broadcast object, that application shall be killed unless all the following conditions are met:

- The broadcast-independent application has an `organisation_id` and `application_id` (whether obtained through a broadcast AIT or an XML AIT).
- An application of the same `organisation_id` and `application_id` is signalled in the broadcast channel to be selected with control code `AUTOSTART` or `PRESENT`.
- The application signalled in the broadcast channel with the same `organisation_id` and `application_id` includes a `transport_protocol_descriptor` with `protocol_id` equal to 3.
- The URL of the entry point document of the broadcast-independent application has the same origin as at least one of the URLs signalled in the broadcast for that `organisation_id` and `application_id`.

- The URL of the page currently loaded in the broadcast-independent application is inside the application boundary of the application as defined in clause 6.3.

If these conditions are met, the application shall transition to be a broadcast-related application as defined in clause 6.2.2.2 and hence the broadcast signalling in the successfully selected service shall be obeyed thereafter. The application should be authored to follow the behaviour defined in clause 5.3.3. These conditions shall apply regardless of whether an application was originally launched as broadcast-related or as broadcast-independent and regardless of how many times an application may have previously transitioned from broadcast-related to broadcast-independent or vice-versa. The application shall remain broadcast-independent until it has been determined whether it will transition to be broadcast-related or be killed. Hence there will be a short period while the terminal is acquiring the AIT when the broadcast service is selected but a broadcast-independent application is running.

NOTE 4: Applications need to wait for the completion of the transition to broadcast-related before calling any APIs that are not available to broadcast-independent applications.

6.2.2.6.2 Launch context signalling (informative)

As defined in clause 6.2.2.6.1, broadcast-independent applications may be launched from terminal-specific applications. These could include Internet TV portals, programme guides, related content panels, search results, channel banners, voice activation, etc.

Where many launch routes are possible for the same application, the application may need to understand the context from which it was invoked if it is to provide the best user experience. If this information is available, the application can show the most relevant information straight away without unnecessary user interaction and offer different onward journeys within the application. This information is also useful to the application provider in understanding how applications and content are discovered through the terminal, thus leading to better user-experiences.

This clause defines a convention for how launch context information can be included in the application URL when starting a broadcast-independent application from a terminal-specific application.

Where this convention is adopted, when the terminal launches a broadcast-independent application, the application URL (which may refer to either an HTML page or an XML AIT) is modified to add a launch context query parameter of the form "`lloc=<launch location>`". This string is added before the first number sign (#) character in the URL if there is one, or at the end if there is not, using either a "?" or a "&" character in order to maintain a legal URL structure as defined in IETF RFC 3986 [27].

Table 2a defines a set of values for "`<launch location>`" and their meanings. Other local or platform specific values may also be defined.

Table 2a: Defined launch location terms

User interface view or terminal-specific application	<launch location> value
Any part of the terminal's primary home screen or portal page.	homepage
Any platform-specific section of the terminal user interface that lists available applications that present A/V media content.	playerpage
Any full-screen view within the terminal's electronic programme guide that shows content available on linear channels.	epg
Any partial-screen view within the terminal's electronic programme guide such as a channel selection banner or 'miniguide'.	miniguide
Any view showing results from a user-initiated content search.	search
Any view showing content recommendations.	recommendations
Any view showing browsable content choices and which does not fall within the categories defined above.	browse
Direct speech command which does not fall within the categories defined above.	speech
Any view that does not fall within the categories defined above and for which no platform-specific or local term is defined.	other

Content providers may use the same convention themselves when launching HbbTV® applications from other applications and from companion screen devices. In those cases, the complete application URL is provided directly by the content provider and the content provider may freely choose the string to be used for "`<launch location>`".

EXAMPLES:

- 1) A broadcast-independent application is available with the URL `http://www.example.com/hbbtv-application`. When it is launched from the terminal's list of available applications, the terminal appends the string `"?lloc=playerpage"` and starts the application as `http://www.example.com/hbbtv-application?lloc=playerpage`.
- 2) The same application is launched from a companion screen application. The content provider requests the application be launched using the complete URL `http://www.example.com/hbbtv-application?lloc=companion` in order to differentiate from the terminal launch cases.
- 3) A broadcast-independent application supports "deep linking" to content. The URL for the application that is associated with a particular content item is `http://www.example.com/deeplink?cid=is38g7bv`. When the application is launched from the terminal's electronic programme guide, the terminal starts the application as `http://www.example.com/deeplink?cid=is38g7bv&lloc=epg`. If the same deep link is discovered by a user initiated content search, the terminal starts the application as `http://www.example.com/deeplink?cid=is38g7bv&lloc=search`.
- 4) A broadcast-independent application is available with the URL `http://www.example.com/hbbtv-application#mode4`. When it is launched from the terminal's list of available applications, the terminal inserts the string `"?lloc=playerpage"` and starts the application as `http://www.example.com/hbbtv-application?lloc=playerpage#mode4`.

6.2.2.7 Access to broadcast resources while presenting broadband-delivered A/V

Terminals shall be able to present broadband delivered video at the same time as demultiplexing MPEG-2 sections from the broadcast. In particular, the following examples shall apply:

- AIT monitoring shall continue.
- Files in a carousel shall be accessible including updates.
- DSM-CC stream event monitoring shall continue.
- `ProgrammesChanged` events shall be sent to any registered listeners.

For the avoidance of doubt, this shall also be supported for an HTML5 media element whose source is a `MediaSource` object.

Broadcast-related applications which wish to present long items of broadband delivered video should either:

- a) make themselves broadcast-independent as defined in clause 6.2.2.6; or
- b) be permanently signalled in the AIT by the broadcaster.

Broadcast related applications that wish to access information from the video/broadcast object, e.g. channelchange succeeded events or stream events, while playing broadband content, should put the video/broadcast object into the stopped state. When an application survives a channel change, e.g. caused by P+/P-, the video/broadcast object transitions from the stopped state into the connecting state and into the presenting state if available resources permit (e.g. if additional video and audio decoders are available beyond those used for presenting the broadband content). The application is responsible to put it back into the stopped state.

6.2.2.8 Behaviour on encrypted broadcast services

Some channels may have the broadcast content encrypted, preventing those terminals without the appropriate CAS and rights from decoding and presenting the content. In these cases, clauses 6.2.2.2 and 6.2.2.3 remain applicable even when the terminal fails to decode some or all of the components.

In particular, terminals shall behave as follows:

- Failure to decrypt the AIT is identical to having no AIT present on that channel.

- Failure to decrypt the carousel containing the application is identical to failing to load the application from broadcast protocol.

NOTE: The present document is intentionally silent about requirements for terminals to support decryption of encrypted AITs, object carousels and other data components.

Applications associated with channels which may be encrypted are advised to check whether the content is being presented (using the `error` parameter provided in the `onPlayStateChange` method of the video/broadcast object) and to modify their behaviour accordingly. For instance, if the content is not being presented, the application may wish to display some advertising message indicating how the user may gain access to this channel. Applications should not remain hidden or show a mainly transparent screen.

6.2.2.9 Applications launched from non-HbbTV[®] application environments

Terminals may support broadcast application types other than HbbTV[®] applications and may provide a mechanism for an HbbTV[®] application to be launched from those application types. The following clauses apply where an HbbTV[®] application is launched using an XML AIT from an application that is signalled in a broadcast service but which is not an HbbTV[®] application.

Where a broadcast AIT that includes the `HbbTV® application_type` is present in the service from which the launching (non-HbbTV[®]) application was running, and if all of the conditions for an application to survive a transition from broadcast-independent to broadcast-related in clause 6.2.2.6 apply then the HbbTV[®] application shall be started as a broadcast related application and hence the broadcast signalling shall be obeyed thereafter. Otherwise, the application shall be started as broadcast independent.

Where either no AIT is present in the service from which the launching (non-HbbTV[®]) application was running, or a broadcast AIT is present in that service but does not include the `HbbTV® application_type`, the HbbTV[®] application shall be started as a broadcast related, non service-bound application. In this case, `ApplicationPrivateData.currentChannel` shall be set to reflect the current channel at the time of the HbbTV[®] application launch.

In all cases, the HbbTV[®] application is subject to the normal application lifecycle behaviour on any subsequent channel changes and updates to the broadcast AIT (including its appearance or disappearance).

In all cases, an application launched from a non-HbbTV[®] application environment shall be "activated" for the purposes of receiving key events (see clause 10.2.2.1).

6.2.2.10 Parental ratings

When an attempt is made to launch an application using any of the mechanisms defined in clause 6.2.2, the terminal shall enforce parental access control on the application being launched using any parental rating information carried in the AIT. The decision making process and any UI should be the same as that which the terminal would use to enforce parental access control when attempting to play a media content item.

NOTE: Whether the terminal enforces parental access control when launching applications may depend on the configuration of the terminal and in particular parental control settings that have been configured by the user.

If playback of a media content item with the same parental rating would be blocked (e.g. because the user does not enter the correct parental control PIN, or because the terminal is configured to automatically block consumption of content above a given parental rating or if none of the parental ratings provided in the broadcast AIT or XML AIT are supported by the terminal), the request to launch the application shall fail.

6.2.2.11 Other general behaviour

Any application shall be stopped under the following circumstances:

- The application itself exits using the `Application.destroyApplication()` method (as defined in clause 7.2.2 of the OIPF DAE specification [1]).
- In response to changes in the application signalling as defined in clauses 6.2.2.2 and 6.2.2.3 for broadcast-related applications.

- The terminal has run out of resources for executing the application (except as described below) and therefore has to terminate it in order to keep operating correctly.
- The user manually terminates the application using the "EXIT or comparable button" mechanism as defined in clause 10.2.2.1.

During the process of stopping an application, terminals shall ensure that a visibilitychange event is sent with document.visibilityState set to 'hidden' such that the requirements of clause A.3.25 are satisfied.

An application shall not be stopped due to a failure to load an asset (e.g. an image file) or a CSS file due to a lack of memory, although this may result in visual artefacts (e.g. images not being displayed). Failure to load an HTML or JavaScript file due to a lack of memory may cause the application to be terminated.

See clause 6.2.2.3 for the definition of the behaviour that shall apply when a "broadcast-related application exits without starting a broadcast-independent application or without the terminal changing channel".

By default, newly started broadcast-related applications shall not be visible to the end user. These applications shall call the `Application.show()` method in order to display their user interface and accept user input. Newly started broadcast-independent applications shall be visible and active without needing to call this method.

Terminals may be configurable (either by the user or by the manufacturer) to not load or not start applications in spite of other requirements in the present document.

The requirements in the present document on starting and stopping HbbTV[®] applications may be modified for markets where other application formats are already deployed. For example, a static priority (one format always having priority over another where both are present) or a dynamic priority based on broadcast signalling may be used.

When one application requests a second application be started, the first application shall continue to run until the initial HTML document of the second application has been loaded - i.e. until after an `ApplicationLoadError` event would be generated (if any listener was registered). Only then shall the first application be stopped by the terminal.

Failing to parse the initial page of an application shall be regarded as a loading failure when evaluating if the application successfully loads in Figures 13 and 14.

When an application selects a new broadcast channel, there is a period of time between the channel change having been completed (when the `onChannelChangeSucceeded` event is triggered) and the AIT having been received and parsed. During this period, the application shall retain its type (broadcast-related or broadcast-independent) and trust level (trusted or untrusted). Hence, while a broadcast-independent application is transitioning to become broadcast-related, access to features limited to broadcast-related applications will continue to fail as they did before the transition started until the AIT has been received and parsed.

6.2.3 Application lifecycle example (informative)

Figure 15 and Table 3 illustrate the application model defined above.

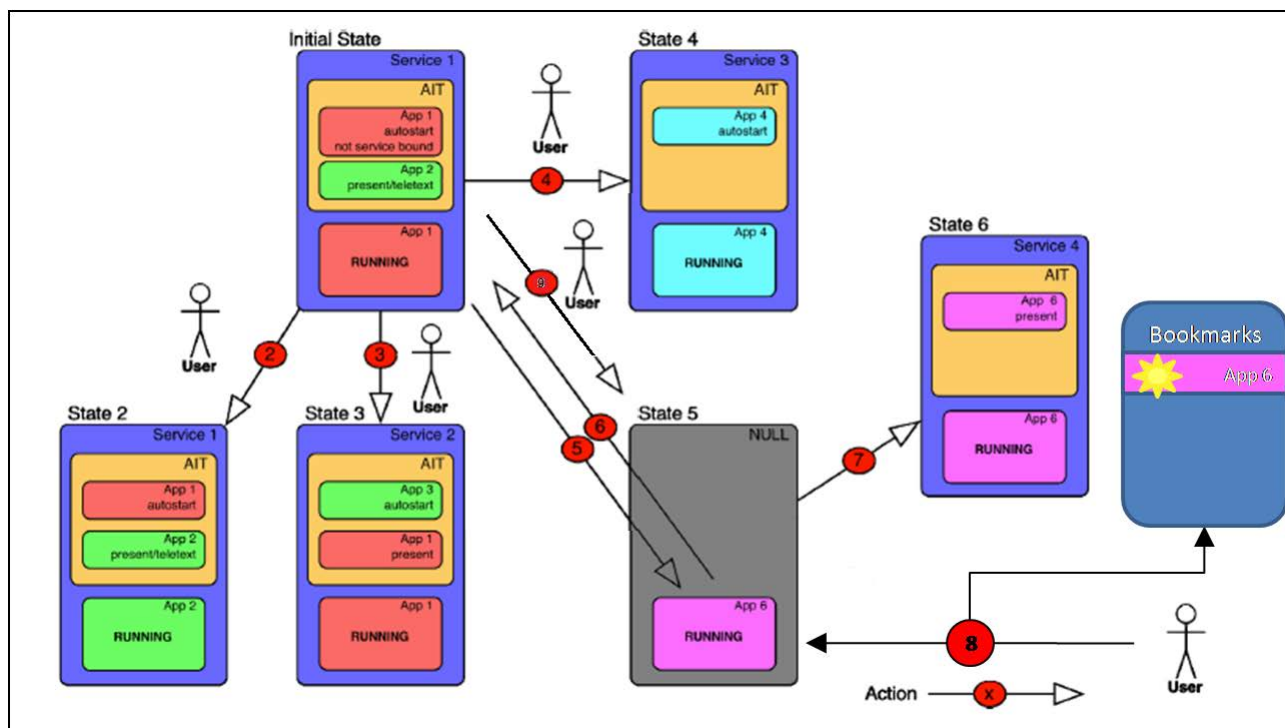


Figure 15: Application model examples

Table 3: Descriptions of actions and resulting state changes

Starting state	Action	Resulting state
Initial State: Application 1 is running	2: User presses "TEXT" key	State 2: Application 2 will be started due to TELETEXT signalling.
Initial State: Application 1 is running	3: User selects service 2	State 3: Application 1 keeps running assuming it is not service-bound.
Initial State: Application 1 is running	4: User selects service 3	State 4: Application 1 will be killed and Application 4 will be started due to AUTOSTART signalling.
Initial State: Application 1 is running	5: Application call to createApplication() with an XML AIT to start a broadcast-independent application	State 5: Broadcast-independent application 6 is running. Any former presentation of service components will be stopped. The application has an application identifier as it was started from an XML AIT. See also action #7.
State 5: Application 6 is running	6: User selects Service 1	State 1: Application 6 will be stopped and Application 1 will be started due to AUTOSTART signalling.
State 5: Application 6 is running	7: Application 6 selects service 4	State 6: Presentation of service 4 starts. Application 6 is signalled on service 4. It transitions to broadcast-related and keeps running.
	8: User enters URL of XML AIT or initial page to start application and to store it in his bookmarks. Terminal takes application title and logo for bookmark entry as signalled in HTML header.	State 5: same as for action 5.
	9: Companion Screen sends an XML AIT to the terminal.	State 5: same as for action 5.

6.2.4 Application visibility

When HbbTV® applications are running they are normally visible to the user. When the terminal hides an application for reasons other than the application calling `Application.hide()`, the terminal may either terminate the application or, optionally, keep the application running. If the terminal hides an application without terminating it, visibility changes shall be reported to the application in accordance with the Page Visibility specification [i.34] referenced from the Web Media API Snapshot [76]. The `visibilityState` of the application's document shall accurately reflect whether the application is visible or hidden.

A `visibilitychange` event shall be sent when an HbbTV® application is hidden but not terminated for any of the following reasons:

- a terminal user interface or application has fully covered the HbbTV® application such that no part of the HbbTV® application is visible to the user;
- the HbbTV® application has been removed from the screen while another user interface or application is being displayed;
- the terminal enters a standby mode in which the application state is preserved and from which the application may later become visible again (e.g. an active standby mode where the display is disabled but the terminal otherwise continues to run, or a standby mode where the application state is retained in non-volatile storage during the standby mode);
- a visible application calls `Application.hide()`.

A `visibilitychange` event shall be sent when an HbbTV® application that was previously hidden becomes visible again.

No `visibilitychange` event is required for transient visibility changes, e.g. if an application stops being visible briefly during a change in display format.

NOTE 1: Applications may respond to `visibilitychange` events in various ways. For example, when hidden, an application may pause automatic content refresh, or an application using MSE may avoid downloading high quality video media, or even pause media presentation altogether. When made visible again after a long period of inactivity, an application may return to a home screen or clearly identifiable point in the application's UI, or it may show a message reminding the user that they are returning to a previous session, perhaps providing a quick route back to the application's home screen.

An application that is hidden should continue to receive events, though it may run with reduced performance.

- If the terminal freezes a hidden application such that it does *not* receive events, the terminal shall implement the Page Lifecycle API [93].
- If the terminal ensures that hidden HbbTV® applications always receive events or if the terminal does not hide HbbTV® applications but terminates them instead then support for the Page Lifecycle API is optional.

NOTE 2: The Page Lifecycle API defines a new "frozen" state and associated events that ensure that applications are properly informed if they are suspended in a way that retains their state but pauses their execution. Applications require these events in order to properly handle this situation.

NOTE 3: If the terminal freezes an application according to the Page Lifecycle specification (e.g. to enter a passive standby mode), the browser suspends execution of freezable tasks in the page's task queues until the page is unfrozen. This means that JavaScript timers and fetch callbacks do not run. Already-running tasks can finish (most importantly the freeze callback) but they may be limited in what they can do and how long they can run. Applications may defer further processing until resumed, for example by writing a timestamp or other information to `sessionStorage` in response to a freeze event and reading it back if and when the application is resumed.

NOTE 4: As stated in OIPF DAE [1] clause 4.4.6, applications may not be frozen when they are hidden only as a result of an application calling `Application.hide()`.

If the terminal hides an application for reasons other than the application calling `Application.hide()` and cannot continue to present audio seamlessly from a playing HTML media element, the terminal shall pause the media element and its state shall reflect this. This applies both where the media element was originally presenting only audio as well as where the media element was originally presenting both audio and video. A pause event shall be fired where required by the HTML specification. Terminals shall not automatically resume a paused media element when a hidden application later becomes visible again.

NOTE 5: No "seamlessness" requirement is stated here relating to video from a playing HTML media element because if the application is hidden, any video will not be visible even if it continues to be decoded by the terminal.

If while an instance of an HbbTV® application is hidden, the user attempts to start a new instance of that same application (identified by its `organisation_id` and `application_id`), the hidden application shall be terminated before any new instance is started.

6.3 Application boundary

6.3.1 Introduction

Every application is associated with an application boundary. The application boundary is based on origins of the application resources like HTML documents.

6.3.2 Origin

An HbbTV® application shall not be considered a "privacy-sensitive" context for the purposes of clause 7.3 of IETF RFC 6454 [25] and an Origin header shall be included in HTTP requests made on behalf of an HbbTV® application, and during the process of launching an HbbTV® application.

The origin of a URL with a scheme of "dvb" shall be:

- If the URL references a carousel which exists in the current channel, then a `hbbtv-carousel` origin where `organisation_id` is the organisation id associated with the currently-running broadcast related application, and `carousel_id` is the ID of the carousel from which the resource was loaded.
- Otherwise, an opaque origin.

Origins of other URLs and objects are as defined in the WHATWG HTML standard [82].

The serialization of a `hbbtv-carousel` origin shall be of the form `"hbbtv-carousel:/" organisation_id ":" carousel_id`. The `organisation_id` and `carousel_id` shall be encoded in decimal with no leading zeros.

NOTE 1: Only broadcast related applications have access to broadcast carousels, and only an application that has a defined `organisation_id` can be broadcast related.

NOTE 2: The `hbbtv-carousel:` scheme cannot be used to access files from the carousel or for signalling in a `simple_application_boundary_descriptor` or an `<applicationBoundary>` element of an XML AIT. This scheme is used solely in the serialization of the origin associated with a dvb: URI.

NOTE 3: The origin of a Document is set when it is created and initialized. Changes to the current channel do not change the origin of any existing Document.

As a Document loaded from a DSM-CC carousel will be created and initialized with a `hbbtv-carousel` origin, that origin shall also be used in all cases where web specifications reference the origin of that Document. This includes, but is not limited to, Cross-Origin Resource Sharing [42] and with Web Storage.

6.3.3 Application boundary definition

The application boundary is defined as follows:

- An application boundary is a set of origins where each origin is as defined above.
- If the origin of a URL is the same as one of the origins in the application boundary, that URL is said to be inside the application boundary.
- For applications loaded via DSM-CC, the default application boundary shall include the origin, as defined in clause 6.3.1, of the initial HTML document used to launch the application.
- If an object carousel is identical to one of the carousels in the application boundary, that carousel is said to be inside the application boundary:
 - The requirements for two object carousels to be identical shall be as defined in clause B.2.10 of ETSI TS 102 809 [3].

NOTE 1: For carousels delivered by different transport streams, the terminal compares the two `carousel_ids`. The use of the broadcaster's `organisation_id` in the 24 MSBs of the two `carousel_ids` is a means to obtain unique `carousel_ids` and is not visible to the terminal.

- For applications loaded via HTTP or HTTPS, the default application boundary shall include the origin of the URL used to launch the application e.g. as signalled in the AIT or XML AIT or passed as argument of `createApplication()`.

NOTE 2: This means that the default boundary is the tuple (scheme, host, port) of the application URL before any redirect, where the port component is the default port if not otherwise specified.

- A `simple_application_boundary_descriptor` may be present in the AIT or an `<applicationBoundary>` element may be present in the XML AIT. As described in clauses 7.2.3.1 and 7.2.3.2 of the present document, these may include:
 - one or more `http:` or `https:` URLs prefixes. The application boundary shall be extended to include also the origins of such prefix if this will not result in having origins from more than one host in the boundary. Otherwise the additional origin shall be ignored.

NOTE 3: This means that the boundary cannot be extended to cover more than one FQDN:

- one or more `dvb:` URL prefixes. The application boundary shall be extended to include also object carousels referenced by such prefixes.

NOTE 4: As defined above, the application boundary is held by the terminal as a set of origins. Clause 6.3.2 defines how to obtain the origin of a `dvb:` URL. The resulting origins will use the `hbbtv-carousel:` scheme as defined in clause 6.3.2.

- For applications loaded from the CICAM Auxiliary File System, the application boundary shall include the origin of the URL used to launch the application e.g. as signalled in the AIT or XML AIT or passed as argument of `createApplication()`.
- Extensions to the application boundary shall have no effect on the origin that is used for the enforcement of the same-origin security policy.

Launching a new application by using the method `createApplication()` (with an arbitrary new start page) or killing the current application and starting a new one via application signalling shall result in losing the association with the current application boundary (i.e. the new application will have a new boundary as defined in this clause).

Documents loaded from outside the application boundary shall be untrusted (in the sense of the word "trusted" as defined in clause 11), for example documents loaded in an `<iframe>` element or documents loaded as a result of following a link or an HTTP redirect. Following a link or an HTTP redirect from outside the application boundary back inside the application boundary shall restore the trust level to the original trust level of the application.

NOTE 5: An application being broadcast-related or broadcast-independent is not impacted by this change in trust level.

7 Formats and protocols

7.1 General formats and protocols

7.1.1 Graphic formats

The graphics formats used shall comply with clause 9.1 of the OIPF media formats specification [2].

Table 4 lists the graphics formats that shall be supported.

Table 4: Graphics formats

Image Format	MIME Type
JPEG	image/jpeg
GIF	image/gif
PNG	image/png
SVG (see clause A.3.23)	image/svg+xml

Clause 6.2 of the OIPF DAE specification [1] makes some aspects of the JPEG image format optional. That shall take precedence over requirements to support JPEG images in the CTA Web Media API Snapshot [9] and anywhere else the same requirement may be found unless those aspects are explicitly identified as mandatory.

7.1.2 Audio description

For the broadcast connection, signalling of audio description is defined by the appropriate specifications for each market where the terminals are to be deployed. Signalling of audio description for MPEG-2 transport streams delivered by the broadband connection shall follow the specification for the broadcast connection (if any).

NOTE 1: Typically most countries will use one of the 3 mechanisms from clause 8.4.2 of the OIPF DAE specification [1] but the present document does not require that.

NOTE 2: Support for non-adaptive HTTP streaming using the MPEG-2 transport stream system format is deprecated and the requirement will be removed in a subsequent version of the present document.

For ISO format files, signalling is only defined to identify audio description streams when these are delivered using DASH. In this case, the signalling is defined in clause 6.1.2 of the DVB DASH profile [45], "Role Related Requirements".

Presenting a broadcast-mix audio description stream is supported since this is no different from presenting any other alternative audio stream.

Presenting receiver-mix audio description streams is not required by the present document.

To the extent that audio description is supported, it shall be exposed to applications as defined in clause 8.4.5 of the OIPF DAE specification [1].

7.2 Broadcast-specific format and protocols

7.2.1 System, video, audio and subtitle formats

The present document does not contain any requirements for system, video, audio and subtitle formats for the broadcast channel. These requirements are defined by the appropriate specifications for each market where the terminals are to be deployed.

7.2.2 Protocol for application transport

DSM-CC object carousel as defined in clause 7 of ETSI TS 102 809 [3] shall be supported. The present document does not require the use of the protection mechanism described in clause 9 of ETSI TS 102 809 [3] by either broadcasters or terminals. Requirements for the use of this mechanism may be defined by the appropriate specifications for each market where the terminals are to be deployed.

Broadcasters shall ensure that the DSM-CC sections for a carousel are distributed over 3 or fewer elementary streams. StreamEvent sections may be carried in additional elementary stream(s).

Support for the `cached_priority_descriptor` as defined in clause B.2.2.4.2 of ETSI TS 102 809 [3] is not included. Clause B.5.2 of ETSI TS 102 809 [3] specifies that transparent caching is the default caching level in the absence of this descriptor.

The use of the `deferred_association_tags_descriptor` for the purpose of referencing an elementary stream (ETSI TS 102 809 [3], clauses B.3.1.1 and B.3.2) is not required by the present document. However this signalling may be present in a broadcast transport stream and acted upon by receivers that support this. Consequently, authors/broadcasters/operators should not expect this signalling to be ignored if it is present in the broadcast transport stream.

If elementary streams present in other services are to be referenced, then that elementary stream will also be required to be present in the current service's PMT.

The use of the `deferred_association_tags_descriptor` to support the `BIOP_PROGRAM_USE` tap (ETSI TS 102 809 [3], clause B.3.1.2) is required by the present document.

The elementary streams used to carry DSM-CC object carousel sections may additionally carry information using other `table_ids`. When acquiring and monitoring for DSM-CC object carousel sections, terminals shall silently ignore `table_ids` not supported for carriage of DSM-CC object carousel information.

NOTE: The present document only requires support for `table_id` 0x3b, 0x3c or 0x3d as defined in ISO/IEC 13818-6 [i.12].

The terminal shall consider cached information to remain valid only whilst the relevant object carousel is being monitored. This prevents the possibility of retrieving stale data from a carousel which has been unmounted and remounted if the version number of an object has been incremented such that it has the same value as when it was cached. For the avoidance of doubt, changes to DSI messages shall not be considered to be an unmounting of the carousel.

The terminal shall consider cached information to remain valid only whilst the relevant PMT that signals the carousel is being monitored. The cache ceases to be valid if the carousel signalling is removed from the PMT.

The validity of any cached information is dependent only on the relevant object carousel and is independent of the lifecycle of any application, including applications delivered within that carousel.

Any cached information that is invalid shall be flushed from the cache.

The cache ceases to be valid when the selected broadcast service changes unless the new service contains the same carousel as the previous service (see clause B.2.10 of ETSI TS 102 809 [3]) and the terminal is able to monitor the carousel continuously.

Nothing in this clause shall affect the operation of the File System Acceleration persistent store (see clause 7.2.7).

When the CICAM Auxiliary File System is implemented as specified in the DVB Extensions to CI Plus ETSI TS 103 205 [37] and the HbbTV[®] Application Domain is offered by the CICAM, the terminal shall be able to request an application from this file system, as specified in annex F of ETSI TS 103 205 [37]. In this method the URL for the application is retrieved from the `simple_application_location_descriptor`.

7.2.3 Signalling of applications

7.2.3.1 Broadcast signalling

Table 5 identifies the descriptors and other signalling entities whose MPEG-2 encoding shall be supported. Clause numbers and page numbers refer to ETSI TS 102 809 [3]. The present document does not require the use of the protection mechanism described in clause 9 of ETSI TS 102 809 [3] by either broadcasters or terminals. Requirements for the use of this mechanism may be defined by the appropriate specifications for each market where the terminals are to be deployed.

Terminals shall support AIT subtables for HbbTV[®] applications, i.e. that have an application type 0x10, with at least 8 sections.

Elementary streams that are used to carry an application information table may additionally carry information using other table_ids. When acquiring and monitoring for AIT elementary streams, terminals shall silently ignore table_ids not supported for carriage of AIT information.

NOTE: The present document only requires support for table_id 0x74 as defined in ETSI TS 102 809 [3].

AIT subtables for HbbTV[®] applications may include descriptors that are not required to be supported by the present document (see DVB services [i.20]). Terminals should not support these AIT descriptors unless required by another specification. Terminals shall ignore AIT descriptors that they do not support.

Table 5: Supported application signalling features

Clause	Page	Status	Notes
5.2.2 Application types	14	M	The application type shall be 0x0010.
5.2.3 Application identification	15	M	The value of the application_id has no significance for whether an application is trusted or not - see clause 11.1 for more information.
5.2.4 Application control codes	16	M	The following control codes shall be supported: 0x01 AUTOSTART 0x02 PRESENT 0x04 KILL 0x07 DISABLED The application life cycle shall follow the rules defined in ETSI TS 102 809 [3] and in the present document.
5.2.5 Platform profiles	17	M	For applications that only require the basic profile, the application_profile shall take the value 0x0000. The following bits can be combined to express profiles corresponding to additional features that applications may require: 0x0001 A/V content download feature 0x0002 PVR feature The 3 most significant bits of the application_profile are reserved for future use. As defined in clause 5.2.5.1 of ETSI TS 102 809 [3], terminals shall be able to run all applications where the signalled application profile is one of the profiles supported by the terminal. All terminals shall support the basic profile (0x0000) in addition to profiles corresponding to the other features supported by the terminal. The version fields shall be set as follows: version.major = 1 version.minor = 7 version.micro = 1 Additionally terminals shall launch applications signalled with the following values for major, minor and micro - [1.1.1], [1.2.1], [1.3.1], [1.4.1], [1.5.1], [1.6.1] and [1.7.1] - and run them as defined by the requirements in the present document. For example, an application signalled as requiring [1.1.1] is able to detect that it is running on a [1.7.1] terminal and take advantage of the additional features defined in the present document.
5.2.6 Application visibility	18	See the Notes column	VISIBLE_ALL shall be signalled. Values other than VISIBLE_ALL are not included in the present document.
5.2.7 Application priority	18	M	

Clause	Page	Status	Notes
5.2.8 Application icons	19	O	The icon locator information shall be relative to the base part (constructed from the <code>URL_base_bytes</code>) of the URL as signalled in the <code>transport_protocol_descriptor</code> .
5.2.9 Graphics constraints	21	M/NI	Support for this descriptor is mandatory for terminals that support graphics coordinate systems other than 1 280 x 720. Otherwise it is not included. The fields <code>can_run_without_visible_ui</code> , <code>handles_configuration_changed</code> and <code>handles_externally_controlled_video</code> have no meaning for HbbTV® applications. Applications should not be signalled with <code>can_run_without_visible_ui</code> , <code>handles_configuration_changed</code> or <code>handles_externally_controlled_video</code> set to "1". Terminals should ignore the values of these flags. Applications should not be signalled with <code>graphics_configuration_byte</code> values of 1 or 2. If this descriptor is present, the list of <code>graphics_configuration_byte</code> shall include all the graphics co-ordinate systems that the application supports. Except where an application is targeting a subset of terminals with known capabilities, applications shall support 1 280x720 (value 3) as this is the only mandatory co-ordinate system required by the present document. Terminals shall ignore applications that have this descriptor and do not list any graphics co-ordinate system that the terminal supports. Values for <code>graphics_configuration_byte</code> from the range "Reserved for future use by DVB project" are allocated for HbbTV® applications as follows; 3 840 x 2 160 - 5 7 680 x 4 320 - 6 See Table 11, row "HbbTV® application graphics co-ordinate system" for more information.
5.2.10 Application usage	22	M	Usage type 0x01 shall be supported as described in clauses 5.3.4 and 6.
5.2.11 Stored applications	23	NI	
5.2.12 Application Description File	26	NI	
5.3.2 Program specific information	28	M	
5.3.4 Application Information Table	29	M	A maximum of one PID per service shall be used to carry the AIT subtable defined by the HbbTV® application type. All sections of the HbbTV® AIT subtable shall be transmitted at least once every second. Terminals shall ignore AIT subtables within the selected service which have an <code>application_type</code> that the terminal cannot decode.
5.3.5.1 Application signalling descriptor	33	M	If more than one stream is signalled in the PMT for a service with an <code>application_signalling_descriptor</code> , then the <code>application_signalling_descriptor</code> for the stream containing the AIT for the HbbTV® application shall include the HbbTV® <code>application_type</code> (0x0010).
5.3.5.2 Data broadcast id descriptor	33	O	The value to be used for the <code>data_broadcast_id</code> field of the <code>data_broadcast_id_descriptor</code> for HbbTV® carousels shall be 0x0123. The <code>id_specific_data</code> are not defined. By supporting this optional feature, terminals can reduce the time needed to mount a carousel.
5.3.5.3 Application descriptor	34	M	
5.3.5.4 Application recording descriptor	35	M/NI	Support of the <code>application_recording_descriptor</code> is mandatory when the terminal has support for time-shift. Otherwise it is not included. The semantics of the <code>application_recording_descriptor</code> for HbbTV® is clarified below this table.
5.3.5.5 Application usage descriptor	37	M	Usage type 0x01 shall be supported as described in clauses 5.3.4 and 6.
5.3.5.6 User information descriptors	38	M	

Clause	Page	Status	Notes
5.3.5.7 External application authorization descriptor	39	NI	
5.3.5.8 Graphics constraints descriptor	39	NI	
5.3.6 Transport protocol descriptors	40	M	<p>The following <code>protocol_ids</code> shall be supported:</p> <p>0x0001 object carousel over broadcast channel 0x0003 HTTP over back channel (i.e. broadband connection).</p> <p>The <code>protocol_id</code> 0x0004 CICAM Auxiliary File System shall be supported when the CICAM Auxiliary File System is implemented as specified in the DVB Extensions to CI Plus ETSI TS 103 205 [37].</p> <p>When the <code>protocol_id</code> is 0x0003, only the simplified form (as defined in ETSI TS 102 809 [3]) shall be supported. See clause 11.9 concerning the use of unencrypted HTTP and of "http:" URLs.</p>
5.3.7 Simple application location descriptor	43	M	When the <code>protocol_id</code> is 0x0004, the application location descriptor shall reference an initial object provided by the CICAM. The domain identifier shall not be included, but shall be derived from the application type field.
5.3.8 Simple application boundary descriptor	43	M	<p>Only strict prefixes starting with "dvb://", "http://", "https://", or "ci://" shall be supported.</p> <p>When prefixes start with "http://" or "https://", only prefixes forming at least a second-level domain shall be supported.</p> <p>Path elements shall be ignored.</p>
5.3.9 Service information	44	M	As modified by clause 7.2.6.
5.3.10 Stored applications	46	NI	

Table 6: Key to status column

Status	Description
M	<p>MANDATORY</p> <p>The terminal shall support the referenced signalling.</p> <p>The signalling may be restricted to a subset specified in the "Notes" column. In that case all additional signalling is optional.</p>
O	<p>OPTIONAL</p> <p>It is the manufacturer's decision to support the referenced signalling.</p>
NI	<p>NOT INCLUDED</p> <p>The referenced signalling is not included in the present document. It should not be implemented unless required by another specification.</p>

The semantics of the `application_recording_descriptor` are as follows:

- Applications that are safe to run in time-shift including trick mode shall set the `trick_mode_aware` flag and the `time_shift_flag` to '1'.
- The `scheduled_recording_flag` is not included.
- If applications are signalled with `trick_mode_aware` set to '0' the `time_shift_flag` shall be ignored.
- The `dynamic_flag` and `av_synced_flag` shall be used as defined by ETSI TS 102 809 [3].
- `initiating_replay_flag` is not included.
- `label_count`, `label_length`, `label_char` and `storage_properties` are not included.
- Applications shall list broadcasted data components in the component tag list. The elementary stream carrying the AIT does not need to be listed.

In addition, the broadcast AIT may contain a `parental_rating_descriptor`, as defined in ETSI EN 300 468 [16], carried in the "application" (inner) descriptor loop of the AIT. Terminals shall support this descriptor, as defined in clause 6.2.2.10.

When the CICAM Auxiliary File System is implemented, a CICAM application can be signalled as specified in annex F of the DVB Extensions to CI Plus ETSI TS 103 205 [37].

7.2.3.2 Broadcast-independent application signalling

The present document does not define any signalling, announcement or discovery of broadcast-independent applications. Clause 5.3.5 of the present document defines how they can be started. Broadcast-independent applications shall be identified either by the URL of the first page of the application or by the URL of a XML AIT as defined in clause 5.4 of ETSI TS 102 809 [3] and profiled in this clause. The XML file shall contain an application discovery record containing one or more `<application>` elements, all with the same `orgId` and `appId` values but with different application types. The XML file shall be delivered with HTTP or HTTPS using the "application/vnd.dvb.ait+xml" MIME type as defined in clause 5.4 of ETSI TS 102 809 [3]. See clause 11.9 concerning the use of unencrypted HTTP and of "http:" URLs.

The XML AIT shall not contain an XML Document Type Definition ("<!DOCTYPE ...>").

The semantics of the fields and elements in the XML AIT file shall be as defined in Table 7.

Table 7: Contents of XML AIT for Broadcast-independent applications

Field or element	Requirement on XML AIT file	Requirement on terminal
<code>appName</code>	Optional.	Optional for terminal to use.
<code>applicationIdentifier</code>	Mandatory.	Mandatory.
<code>applicationDescriptor/type/OtherApp</code>	Shall be "application/vnd.hbbtv.xhtml+xml" for HbbTV® applications. See note.	Mandatory. MIME types other than "application/vnd.hbbtv.xhtml+xml" are outside the scope of the present document.
<code>applicationDescriptor/controlCode</code>	Shall be <code>AUTOSTART</code> .	Values other than <code>AUTOSTART</code> are outside the scope of the present document.
<code>applicationDescriptor/visibility</code>	Shall be <code>VISIBLE_ALL</code> .	Values other than <code>VISIBLE_ALL</code> are outside the scope of the present document.
<code>applicationDescriptor/serviceBound</code>	Shall be <code>false</code> .	Values other than <code>false</code> are outside the scope of the present document.
<code>applicationDescriptor/priority</code>	Shall be present.	No defined semantics in the present document.
<code>applicationDescriptor/version</code>	The syntax of <code><xsd:element name="version" type="ipi:Version"/></code> is replaced with <code><xsd:element name="version" type="mhp:unsignedInt31Bit"/></code> . No semantics are defined in the present document.	The syntax of <code><xsd:element name="version" type="ipi:Version"/></code> is replaced with <code><xsd:element name="version" type="mhp:unsignedInt31Bit"/></code> . No semantics are defined in the present document.
<code>applicationDescriptor/mhpVersion</code>	Shall be the same values as defined for the MPEG-2 encoding of the AIT under "platform profiles" in Table 5.	Values higher than those defined in Table 5 shall result in the application failing to start.
<code>applicationDescriptor/icon</code>	Optional.	Optional for terminal to use.
<code>applicationDescriptor/storageCapabilities</code>	Outside the scope of the present document.	Outside the scope of the present document.

Field or element	Requirement on XML AIT file	Requirement on terminal
applicationTransport/	Mandatory. Shall be HTTPTransportType. The URLBase element shall be a URL ending with a slash ("/") character. No URLExtension elements shall be present. Only one applicationTransport element with type HTTPTransportType shall be present in the scope of the application.	Mandatory.
applicationLocation/	Mandatory.	Mandatory.
applicationBoundary/	Optional.	Mandatory. Only strict prefixes starting with "dvb://", "http://", "https://" or "ci://" shall be supported. When prefixes start with "http://" or "https://", only prefixes forming at least a second-level domain shall be supported. Path elements shall be ignored. Applications should not use "http://" and should use "https://" instead as explained in clause 11.9.
applicationSpecificDescriptor	Optional.	Outside the scope of the present document.
applicationUsageDescriptor	Outside the scope of the present document.	Outside the scope of the present document.
NOTE:	This value shall be used in the XML AIT regardless of whether the application uses HTML or XHTML serialization, or whether it was authored for a previous revision of the present document. See also clause A.2.6.	

Where a value, element or attribute is indicated as being outside the scope of the present document, the presence of this value, element or attribute in an XML AIT is not prohibited but the present document does not require any behaviour from terminals other than not suffering from a fatal error and continuing to parse the remainder of the XML AIT.

The XML AIT format described in clause 5.4 of ETSI TS 102 809 [3] is extended as follows:

- When it is desired to provide parental rating information for broadcast-independent applications, the inclusion of a <ParentalRating> element as defined below in the extended format of the application's <ApplicationDescriptor> element indicates the parental rating for that application.
- Where applications are able to take advantage of graphics co-ordinate system resolutions higher than 1 280 × 720, the inclusion of a <GraphicsConstraints> element as shown below in the extended format of the application's <ApplicationDescriptor> element indicates the graphics constraints for that application. The elements and attributes shall have the same semantics as the fields of the equivalent name in the graphics_constraints_descriptor in clause 5.2.9.2 of ETSI TS 102 809 [3]. Graphics configurations shall be encoded as URNs and listed in order of preference with the most preferred first. Only the following values are in the scope of the present document but other values are not excluded:
 - urn:hbbtv:graphics:resolution:1920x1080
 - urn:hbbtv:graphics:resolution:3840x2160
 - urn:hbbtv:graphics:resolution:7680x4320
- The timeshiftSafe element is only relevant for broadcast-related applications running as a linked application running in parallel with media presentation of a DVB-I service instance delivered by DVB-DASH. See clauses O.3 and O.4 of the present document.

The normative definition of this is in the electronic attachments in annex N. The interpretation of <ParentalRating> is defined in the OIPF DAE specification [1] section E.3, as clarified in clause A.1.

```
<?xml version="1.0" encoding="UTF-8"?>
<xs:schema xmlns:xs="http://www.w3.org/2001/XMLSchema"
  xmlns:hbbtv="urn:hbbtv:application_descriptor:2014" xmlns:ait="urn:dvb:mhp:2009"
  xmlns:oipf="urn:oipf:iptv:ContentAccessDownloadDescriptor:2008-1"
```

```

    targetNamespace="urn:hbbtv:application_descriptor:2014"
    elementFormDefault="qualified" attributeFormDefault="unqualified" version="2022.1">
  <xs:import namespace="urn:dvb:mhp:2009" schemaLocation="oipf/imports/mis_xmlait.xsd"/>
<xs:import namespace="urn:oipf:iptv:ContentAccessDownloadDescriptor:2008-1"
  schemaLocation=" oipf/iptv-ContentAccessDownloadDescriptor.xsd"/>
<xs:complexType name="HbbTVApplicationDescriptor">
  <xs:complexContent>
    <xs:extension base="ait:ApplicationDescriptor">
      <xs:sequence>
        <xs:element name="ParentalRating" type="oipf:ParentalRatingType"
          minOccurs="0" maxOccurs="unbounded" />
        <xs:element name="timeshiftSafe" type="xs:boolean" minOccurs="0"/>
        <xs:element name="GraphicsConstraints" type="hbbtv:GraphicsConstraintsType"
          minOccurs="0" />
      </xs:sequence>
    </xs:extension>
  </xs:complexContent>
</xs:complexType>
<xs:complexType name="GraphicsConstraintsType">
  <xs:sequence>
    <xs:element name="GraphicsConfiguration" type="xs:anyURI" maxOccurs="unbounded"/>
  </xs:sequence>
  <xs:attribute name="canRunWithoutVisibleUI" type="xs:boolean" default="false"/>
  <xs:attribute name="handlesConfigurationChanged" type="xs:boolean" default="false"/>
  <xs:attribute name="handlesExternallyControlledVideo" type="xs:boolean" default="false"/>
</xs:complexType>
</xs:schema>

```

An example of an XML AIT using this schema (informative):

```

<?xml version="1.0" encoding="UTF-8"?>
<mhp:ServiceDiscovery
  xmlns:mhp="urn:dvb:mhp:2009"
  xmlns:hbb="urn:hbbtv:application_descriptor:2014">
  xmlns:xsi="http://www.w3.org/2001/XMLSchema-instance"
  <mhp:ApplicationDiscovery DomainName="example.com">
    <mhp:ApplicationList>
      <mhp:Application>
        <mhp:appName Language="eng">Whizzo Play Along Quiz</mhp:appName>
        <mhp:applicationIdentifier>
          <mhp:orgId>123</mhp:orgId>
          <mhp:appId>456</mhp:appId>
        </mhp:applicationIdentifier>
        <mhp:applicationDescriptor xsi:type="hbb:HbbTVApplicationDescriptor">
          <mhp:type>
            <mhp:OtherApp>application/vnd.hbbtv.xhtml+xml</mhp:OtherApp>
          </mhp:type>
          <mhp:controlCode>AUTOSTART</mhp:controlCode>
          <mhp:visibility>VISIBLE_ALL</mhp:visibility>
          <mhp:serviceBound>>false</mhp:serviceBound>
          <mhp:priority>1</mhp:priority>
          <mhp:version>01</mhp:version>
          <mhp:mhpVersion>
            <mhp:profile>0</mhp:profile>
            <mhp:versionMajor>1</mhp:versionMajor>
            <mhp:versionMinor>3</mhp:versionMinor>
            <mhp:versionMicro>1</mhp:versionMicro>
          </mhp:mhpVersion>
          <hbb:ParentalRating Scheme="dvb-si" Region="GB">8</hbb:ParentalRating>
          <hbb:timeshiftSafe>>false</timeshiftSafe>
          <hbb:GraphicsConstraints>
            <hbb:GraphicsConfiguration>urn:hbbtv:graphics:resolution:1920x1080
            </hbb:GraphicsConfiguration>
            <hbb:GraphicsConfiguration>urn:hbbtv:graphics:resolution:3840x2160
            </hbb:GraphicsConfiguration>
          </hbb:GraphicsConstraints>
        </mhp:applicationDescriptor>
        <mhp:applicationTransport xsi:type="mhp:HTTPTransportType">
          <mhp:URLBase>https://www.example.com/</mhp:URLBase>
        </mhp:applicationTransport>
        <mhp:applicationLocation>whizzo-app.html?a=1</mhp:applicationLocation>
      </mhp:Application>
    </mhp:ApplicationList>
  </mhp:ApplicationDiscovery>
</mhp:ServiceDiscovery>

```

7.2.4 Synchronization

The terminal shall support "do-it-now" events as defined in clause 8 of ETSI TS 102 809 [3]. Support of events synchronized to a DVB timeline as referred to in that document is not included.

Broadcasters shall place all "do-it-now" stream descriptors to be monitored simultaneously by an application on a single PID. This may be the same PID as is used for other DSM-CC sections.

NOTE: DSM-CC stream events are usually reported to an HbbTV[®] application very soon after being received by the terminal. Since it may take between 250 ms and 750 ms (or longer) for video and audio to pass through the media pipeline in a terminal, typically stream events will be passed to the application before the video and audio received at the same time is visible and audible.

The XML event description file defined in clause 8.2 of ETSI TS 102 809 [3] shall not contain an XML Document Type Definition ("<!DOCTYPE ...>").

7.2.5 DSM-CC carousel

7.2.5.1 Mounting related constraints

A terminal shall mount a maximum of one carousel at a time for use by the running application. Mounting means that the terminal makes the latest version of the files of the carousel available to the application. Additionally a terminal may read, cache and monitor several carousels in parallel in order to decrease the loading time as experienced by the user.

Terminals shall support carousels split across up to and including three elementary streams simultaneously as defined in clause 10.2.1.

NOTE: Typically, mounting a carousel may involve reading data from the carousel into a cache and monitoring for updates to the carousel.

7.2.5.2 Initial carousel mounting

A broadcast-related application whose initial page is broadcast will cause its carousel to be mounted by the terminal (in order to be loaded and launched) unless mounting the carousel would require tuning to a transport stream other than the one carrying the current channel. If tuning would be required, the attempt to load the page shall fail as if the file did not exist.

A broadcast-related application whose initial page is not broadcast may mount a carousel on the same service using the `component_tag`, e.g. through an `XMLHttpRequest` request or a reference (e.g. from an `` element). If the elementary stream pointed to by the `component_tag` does not contain a service gateway, the mounting will fail.

The terminal shall not allow broadcast-independent applications to mount carousels. In order to mount a carousel or access any other broadcast resources, a broadcast-independent application will have to first become a broadcast-related application (see clause 6.2.2.6).

7.2.5.3 Subsequent carousel mountings (during the lifecycle of an application)

For a broadcast-related application, once a carousel has been mounted, a request that would require another carousel to be mounted shall succeed and cause the previous carousel to be un-mounted and all of its pending requests to be cancelled, unless mounting the carousel would require tuning to a transport stream other than the one carrying the current channel.

Applications that have HTML documents loaded from a carousel and wish to access equivalent files in a different carousel after a channel change need to take care to ensure that valid file references are used. Without action by the application, relative URLs would still resolve to the original carousel. Applications can use absolute `dvb:` URLs to explicitly reference the new carousel. Alternatively, if it is desirable to use relative file references, the HTML5 `<base>` element may be used to update the base path used for the resolution of future relative URLs.

Where the same carousel (as defined in clause B.2.10 of ETSI TS 102 809 [3]) is signalled in a new service that is on the same multiplex, the terminal shall be able to successfully resolve relative URLs after a channel change since the carousel remains accessible in this case (see clause 9.2).

An example of how the <base> element may be used to change the document's base URL is shown below:

```
if (document.getElementById('myBase')) {
  document.getElementById('myBase').href = newBaseUrl;
} else {
  var newBase = document.createElement('base');
  newBase.setAttribute('id', 'myBase');
  newBase.setAttribute('href', newBaseUrl);
  document.getElementsByTagName('head')[0].appendChild(newBase);
}
```

7.2.5.4 Constraints

A resolved DSM-CC object reference shall be at most 64 bytes.

7.2.5.5 Performance (informative)

Terminals should take account of the following recommendations:

- Terminals should speculatively cache object carousel modules when a terminal mounts the carousel without waiting for an object in a module to be needed by an HbbTV® application.

NOTE 1: Clause 10.2.1 of the present document requires the cache size to be at least 3 Mbytes.

- Terminals should cache object carousel modules in the compressed form.

NOTE 2: Experience suggests compression ratios are approximately 1:3 and the minimum cache size has been based on this ratio and the assumption modules are cached in the compressed form. An HbbTV® terminal with a minimum size cache that stored modules or objects uncompressed will likely give an unacceptably poor user experience on carousel delivered applications except for the simplest.

- Terminals should be able to load an entire carousel in one cycle assuming the carousel size is less than the size of the DSM-CC OC cache.

NOTE 3: For example, if a carousel less than 3 MBytes has a cycle time of 6 s then all the data from that carousel should have been loaded and immediately accessible to applications after 6 s from when the terminal mounts the carousel.

NOTE 4: Loading an entire carousel in one cycle cannot be guaranteed under all circumstances as terminals do more than one thing at a time. It is possible that an unrelated operation might interfere with loading a carousel and result in part of a carousel being missed. Alternatively an unrecoverable reception error may result in part of a carousel being missed.

- If a terminal misses part of a carousel in the first cycle then it should retain the data acquired in that cycle and fill in the gap in the next cycle.

NOTE 5: Given a carousel that is less than 3 MBytes which has a cycle time of 6 s, if there is an error loading some of the data then the full data of the carousel should be loaded within 12 s of the terminal from when the terminal mounts the carousel.

- Within a carousel, some of the data may be repeated more frequently than others and may be put in the same module (see ETSI TS 102 809 [3], clause B.2.6). Terminals should make this data available to applications as soon as it (and any dependencies) have been loaded without waiting for a complete cycle time.

NOTE 6: For example, if the initial HTML page of an HbbTV® application, the red button image and any dependencies (e.g. directory, service gateway objects) are in the same module and are repeated every 2 s in a carousel whose cycle time is 30 s then terminals should load that module and make the initial HTML page and red button image available within 2 s and without waiting for the complete 30 s cycle of the carousel.

- Terminals should allow for carousels with relatively long cycle time such as 30 s or longer without timing out.
- When the module containing the service gateway object has been loaded, all files that have been loaded and whose directory objects have been loaded should be immediately accessible without waiting for any more modules to be loaded.

- Terminals should not:
 - load only one module in each carousel cycle;
 - wait until the data from a module is needed before loading a module or processing the data of a module;
 - descend the directory tree in a carousel only loading the module containing the definition of each new directory after it has loaded the module containing the parent directory;
 - fall back to not caching at all when receiving a carousel that is too large to fit in their DSM-CC OC cache;
 - wait until the module containing the service gateway object has been successfully loaded and parsed before loading other modules.

7.2.6 Data services

HbbTV[®] services may exist that do not have any broadcast audio or video components (i.e. pure data services). Their broadcast signalling shall be as follows.

The SDT entry for the pure data service shall use a `service_descriptor` with a `service_type` of 0x0C. It shall also contain a `data_broadcast_descriptor` as defined in ETSI TS 102 809 [3], clause 5.3.9.1 with the following restrictions:

- The `data_broadcast_id` shall be 0x0123.
- The `selector_bytes` shall be present, and shall carry information about all HbbTV[®] AUTOSTART applications that the service may carry.
- The application name and text and other private data may be present.

The signalling of the AIT and any HbbTV[®] carousel remains the same as normal audio and video services.

Terminals shall process the `data_broadcast_descriptor` in the SDT. Terminals shall include in the terminal's service list all those data services that:

- carry a `data_broadcast_descriptor` that indicates the HbbTV[®] `data_broadcast_id` and have `selector_byte` present; and
- signal an HbbTV[®] application that is supported by the terminal

The present document is intentionally silent about data services that signal application(s) that are not supported. There are a number of reasons and/or circumstances why it may be appropriate to still include these in the terminal channel list.

NOTE: The present document does not contain any requirements how broadcast channel lists are updated and managed. These requirements may be defined by the appropriate specifications for each market where the terminals are to be deployed.

Where an instance of the `Channel` class represents a data service, the value of the `channelType` property shall be 256.

7.2.7 File system acceleration

7.2.7.1 Introduction

Terminals shall support File System Acceleration (FSA) as defined by ETSI ES 202 184 [36] and further profiled in this clause.

7.2.7.2 HbbTV[®] stored groups descriptor

HbbTV[®] profile of File System Acceleration replaces the `stored_groups_descriptor` defined by ETSI ES 202 184 [36], clause 11.17.3 with the HbbTV[®] stored group descriptor as defined in Table 8.

Table 8: Syntax of the HbbTV® stored group descriptor

Syntax	Bits	Type
hbbtv_stored_groups_descriptor {		
descriptor_tag	8	uimsbf
descriptor_length	8	uimsbf
for (j=0;j<N;j++) {		
organisation_id	32	uimsbf
group_id	16	uimsbf
group_priority	8	uimsbf
use_from_carousel	1	bslbf
reserved	7	bslbf
application_profile	16	uimsbf
version_major	8	uimsbf
version_minor	8	uimsbf
version_micro	8	uimsbf
group_version	8	uimsbf
private_data_length	8	uimsbf
for (k=0;k<M;k++) {		
private_data_bytes	8	uimsbf
}		
}		
}		

The semantics are as defined in ETSI ES 202 184 [36] with the following exceptions:

- descriptor_tag: 0x81.
- organisation_id: equivalent to the organisation_id as defined in ETSI TS 102 809 [3].
- application_profile: equivalent to the application_profile as defined in ETSI TS 102 809 [3].
- version_major: equivalent to the version.major as defined in ETSI TS 102 809 [3].
- version_minor: equivalent to the version.minor as defined in ETSI TS 102 809 [3].
- version_micro: equivalent to the version.micro as defined in ETSI TS 102 809 [3].
- group_priority: priority 0 is the highest priority and increasing group_priority value means decreasing actual priority. In the present document there is no allocation of priority values. The system group has no specific meaning.

A terminal shall only cache a group if it supports the profile identified by the application_profile, version_major, version_minor and version_micro fields.

7.2.7.3 Group location descriptor

The group_location_descriptor defined in Table 11.73 of ETSI ES 202 184 [36] may be included in the private data bytes of the hbbtv_stored_groups_descriptor to define a Group Location other than the default of "DSM:/". Terminals are not required to support Group Locations not in the current object carousel. File Groups with Group Locations that do not begin with "DSM:/" should not be supported unless required by another specification.

7.2.7.4 Group Manifest file name

HbbTV® profile of File System Acceleration redefines the Group Manifest file name as follows:

```
/<organisation_id>-<group_id>.man
```

Where <organisation_id> and <group_id> are the values from the hbbtv_stored_groups_descriptor. The organisation_id is a 32 bit value and represented as 8 hexadecimal chars with lower case characters. The group_id is a 16 bit value and represented as 4 hexadecimal chars with lower case characters. For example, a group with organisation_id = 1 and group_id = 12 shall have a group manifest file name of:

```
/00000001-000c.man
```


7.2.7.5 File groups referenced by multiple carousels

A file group might be referenced by several carousels. If a carousel is unmounted and a new carousel mounted which references the same file group then the following apply:

- The file group cache may continue to be filled.
- Pending requests for files in the group to be cached may continue or be restarted in an implementation specific manner.

7.2.7.6 The use_version flag

Clause 11.17.7.1 of ETSI ES 202 184 [36] shall be modified as shown using strike-through below.

11.17.7.1 Read access

Read access to stored files shall be transparent to any process that accesses the File System in that file references into the File System shall instead reference the stored equivalent if the following conditions are true:

- 1) The file exists in the store and the group to which it belongs is not listed as stale.

AND

- 2) ~~If the use_version flag is set~~ the stored owner, group and version that reference the file agree with the owner, groups and version in the stored_groups_descriptor.

OR

- ~~1) The file exists in the store and the group to which it belongs is not listed as stale.~~

AND

- ~~2) If the use_version flag is not set the stored owner and group identifier that references the file agrees with the owner and group identifier in the stored_groups_descriptor.~~

The use of the stored File System by an MHEG application shall not interfere with other data delivery mechanisms such as Stream Events, Interaction Channel and Hybrid File System. If an MHEG application request data specified with a content-cache-priority of zero the file shall be obtained from the target File System and not from a stored File Group.

7.2.8 Protocol for download

Where content download is supported, the FDP protocol, defined in annex H, shall be supported.

A/V content downloaded via FDP shall satisfy the same requirements as A/V content downloaded via broadband, as specified in clause 7.3.1.

NOTE: Download via broadcast using FDP is likely to be removed in the next revision of the present document.

7.3 Broadband-specific format and protocols

7.3.1 System, video and audio formats

7.3.1.1 General requirements

The system formats and their labels are specified in the OIPF Media Formats specification [2] with the restrictions in clause 7.3.1.2.

The video formats and their labels are specified in the OIPF Media Formats specification [2] with the restrictions and extensions in clause 7.3.1.3. Additional video formats are defined by references from ETSI TS 103 285 [45] and ETSI TS 101 154 [14]. The labels that shall be used for these formats are defined in Table 9a.

The audio formats are specified in the OIPF Media Formats specification [2] with the restrictions in clause 7.3.1.4 with the addition of 16-bit linear PCM WAV files for the Web Audio API as referenced from the CTA Web Media API Snapshot [76] (see clause 10.2.1). Additional audio formats are defined by references from ETSI TS 103 285 [45] and ETSI TS 101 154 [14]. The labels that shall be used for these formats are defined in Table 9a.

The subtitle formats are specified in clause 7.3.1.5.

The subtitle format EBU-TT-D is specified in the EBU-TT-D specification [43] with the restrictions in clause 7.3.1.5. For content based on DVB transport stream the terminal shall support DVB subtitles for content received by the broadband connection if this format is supported for the broadcast connection. The terminal shall support out-of-band EBU-TT-D subtitles regardless of the underlying system format.

NOTE: The requirements relating to DVB transport streams and DVB subtitles streamed over broadband are deprecated and will be removed in a subsequent version of the present document.

Table 9 defines the subset of the combinations of system, video, audio and subtitle formats specified in the OIPF Media Formats specification [2] and the present document that shall be supported for non-adaptive HTTP streaming and with the download option.

Table 9: System, video and audio formats for non-adaptive HTTP Streaming and content download

System Format	Video Format	Audio Format	Subtitle format (see note 4)	MIME Type
TS (see note 8)	AVC_SD_25 AVC_HD_25	HEAAC E-AC3 (see note 1)	(see note 2)	video/mpeg
MP4	AVC_SD_25 AVC_HD_25 HEVC_HD_25_8 (see note 3) HEVC_HD_25_10 (see note 3) HEVC_UHD_25 (see note 3)	HEAAC E-AC3 (see note 1)	EBU-TT-D (see note 7)	video/mp4
-	-	MPEG1 L3	-	audio/mpeg
MP4	-	HEAAC (see note 5) E-AC3 (see note 1)	-	audio/mp4
TS	-	HEAAC E-AC3 (see note 1)	-	audio/mpeg
TS	-	-	(see notes 2 and 6)	image/vnd.dvb.subtitle

NOTE 1: Terminals shall support E-AC3 for content received by the broadband connection when it is supported for the broadcast connection. Otherwise it is not mandated.

NOTE 2: For content received by the broadband connection, terminals shall support the DVB subtitle format if this format is supported for the broadcast connection. See clause 7.3.1.5.2. This requirement is deprecated and will be removed in a subsequent version of the present document.

NOTE 3: Only applicable to terminals that support HEVC as described in clause 7.3.1.3.

NOTE 4: Terminals shall support out-of-band subtitles regardless of the underlying system format.

NOTE 5: This is carriage of HE-AAC audio inside the MP4 system format container. This format shall comply with the requirements specified in clause 8.9.52 of the DLNA media formats specification IEC 62481-2 [26], except for clause 8.9.52.12.

NOTE 6: This format definition is intended for the use of multi-stream synchronization as defined in clause 10.2.8. Terminals are not required to support this format for any other use case.

NOTE 7: Support for video, audio and inband subtitles multiplexed into a single ISOBMFF file is only required for downloaded content. It is not required for non-adaptive HTTP streaming.

NOTE 8: Support for non-adaptive HTTP streaming using the MPEG-2 transport stream system format is deprecated and the requirement will be removed in a subsequent version of the present document.

For MPEG DASH, the following shall apply:

- AVC_SD_25 and AVC_HD_25 shall be supported. The conditions on support for HEVC_HD_25_8, HEVC_HD_25_10, and HEVC_UHD_25 in clause 7.3.1.3 shall apply.
- HE-AAC shall be supported for audio-only content and for audio/video content in combination with all supported video formats.

- The conditions on support for E-AC3 in Table 9 shall apply. If supported, E-AC3 shall be supported for audio-only content and for audio/video content in combination with all supported video formats.
- Terminals that support one or more NGA codecs as referenced in ETSI TS 103 285 [45] shall support those codec(s) for audio-only content and for audio/video content in combination with HEVC video.
- For each of the technologies listed in Table 9a, terminals supporting the broadcast IRD from ETSI TS 101 154 [14] shall also support the related DASH requirement as shown.

Table 9a: Mapping from broadcast requirements to DASH requirements

Broadcast IRD requirement from ETSI TS 101 154 [14]	Related DASH Requirement	Labels in XML capabilities
HEVC UHD TV IRD	hevc_uhd player conformance point as defined in clause L.2 of ETSI TS 101 154 [14] (see note 1)	HEVC_UHD_25, HEVC_UHD_30
HEVC HDR UHD TV IRD using HLG10	hevc_uhd_hlg10 player conformance point as defined in clause L.2 of ETSI TS 101 154 [14] (see note 1)	HEVC_UHD_25, HEVC_UHD_30 (see note 2)
HEVC HDR UHD TV IRD using PQ10	hevc_uhd_pq10 player conformance point as defined in clause L.2 of ETSI TS 101 154 [14] (see note 1)	HEVC_UHD_25, HEVC_UHD_30 (see note 2)
HEVC HDR HFR UHD TV IRD using HLG10	hevc_uhd_hfr_hlg10 player conformance point as defined in clause L.2 of ETSI TS 101 154 [14] (see note 1)	HEVC_UHD_HFR_25, HEVC_UHD_HFR_30 (see note 2)
HEVC HDR HFR UHD TV IRD using PQ10	hevc_uhd_hfr_pq10 player conformance point as defined in clause L.2 of ETSI TS 101 154 [14] (see note 1)	HEVC_UHD_HFR_25, HEVC_UHD_HFR_30 (see note 2)
AC-4 channel-based audio as defined in clause 6.6	AC-4 part 1 as defined in clause 6.3.1 of ETSI TS 103 285 [45]	AC4-C
AC-4 channel-based, immersive and personalized audio as defined in clause 6.7	AC-4 part 2 as defined in clause 6.3.2 of ETSI TS 103 285 [45]	AC4-CIP
MPEG-H Audio as defined in clause 6.8	MPEG-H Audio as defined in clause 6.8 of ETSI TS 103 285 [45]	MPEG-H
NOTE 1: The DVB UHD TV IRD definitions include both 50Hz and 60Hz frame rate families. Terminals that only support one of these families for broadcast are only required to support the same family for DASH.		
NOTE 2: Support for HDR technologies is indicated in the <code>hdr</code> attribute of the <code><video_profile></code> element and not the <code>name</code> attribute.		

The only system format required for MPEG DASH in the present document is ISO/BMFF. The only subtitle format required for MPEG DASH in the present document is EBU-TT-D. MIME types are addressed in ETSI TS 103 285 [45].

Examples of media which comply with the above supported codecs list:

- "http://myserver/myvideo.mp4", mimetype "video/mp4", container "mp4", 2.5 Mb/s, resolution 720 × 576 @ 25 frames per second, together with AAC LC sound @ 64 kBit/s.
- "http://myserver/myaudio.mp3", mimetype "audio/mpeg", container "mp3", 256 kBit/s.

7.3.1.2 Systems layers

The usage of the systems layer format MPEG-2 Transport Stream shall comply with clause 4 of the OIPF Media Formats specification [2]. Support for the DLNA extension "time stamped MPEG-2 transport stream" is not required. Support for EIT, object carousel and 3D is not required. Support for AIT signalling is not required and it shall not be processed if it is present. See clause 13.4.2 for requirements to support the TEMI timeline for this system layer format.

NOTE 1: Support for non-adaptive HTTP streaming using the MPEG-2 transport stream system format is deprecated and the requirement will be removed in a subsequent version of the present document.

The MP4 File Format shall comply with clause 4 of the OIPF Media Formats specification [2] and the following additions:

- The size of the moov box should not exceed 2,5 MB. The requirement in OIPF that "The size of the moov box shall be equal to or less than 2 MB" does not apply in the present document.

NOTE 2: Large moov boxes will slow down start up times especially for broadband connections with a small bandwidth.

- The size of a box should not exceed 4 GBytes.
- Support for media zone information is not required in any system layer.

For non-adaptive unicast streaming, terminals shall support content whose average total bitrate when measured over a 10 second window does not exceed 12 Mb/s, inclusive of multiplexing and packaging overheads but excluding network protocol overheads.

For adaptive bitrate streaming, terminals shall support combinations of one video, one audio and one subtitle representation for which the combined channel bandwidth requirement for continuous playback does not exceed:

- 12 Mb/s if the terminal does not support UHD video.
- 39 Mb/s if the terminal does support UHD video but does not support HFR video.
- 51 Mb/s if the terminal supports UHD HFR video.

The above bandwidth requirements for adaptive bitrate streaming shall apply for media segments delivered with or without the use of TLS and shall apply for all TLS cipher suites that the terminal offers when establishing a connection for the purposes of media delivery. For requirements on TLS cipher suites, see clause 11.2.2.

NOTE 3: For MPEG DASH content, the channel bandwidth requirement for continuous presentation of a Representation is indicated in the Representation@bandwidth attribute in the MPD. It covers packaging overheads but does not include protocol overheads.

Adaptive bitrate presentations may include representations which exceed these rates, subject to the maximum bitrate limitations of the codecs being used. Terminals may ignore representations with bitrate requirements greater than the above limits and shall ignore representations with bitrate requirements that exceed the terminal's capabilities.

7.3.1.3 Video

The video format AVC_SD_25 shall comply with clauses 5.1.2.1 and 5.1.6 of the OIPF Media Formats specification [2].

The video format AVC_HD_25 shall comply with clauses 5.1.1.1 and 5.1.6 of the OIPF Media Formats specification [2]. For content delivered via MPEG DASH, terminals shall support the requirements of the avc_hd_50_level40 DASH player conformance point from clause L.2 of ETSI TS 101 154 [14].

NOTE 1: Terminals do not have to support non-adaptive HTTP streaming content where the following video parameters change: frame rate, interlaced/progressive, resolution, codec profile or level, colour space.

In addition:

- Terminals that support 8-bit HEVC HD video on the broadcast connection defined by DVB as "50 Hz HEVC HDTV 8-bit IRD" in ETSI TS 101 154 [14] shall also support 8-bit HEVC HD for content received by the broadband connection as defined by the hevc_hd_50_8 DASH player conformance point from clause L.2 of ETSI TS 101 154 [14].

Such content corresponds to the video format label HEVC_HD_25_8.

NOTE 2: Since terminals that support 10-bit HEVC also support 8-bit HEVC, applications should search for HEVC_HD_25, not HEVC_HD_25_8.

- Terminals that support 10-bit HEVC HD video on the broadcast connection defined by DVB as "50 Hz HEVC HDTV 10-bit IRD" in ETSI TS 101 154 [14] shall also support 10-bit HEVC HD for content received by the broadband connection as defined by the hevc_hd_50_10 DASH player conformance point from clause L.2 of ETSI TS 101 154 [14].
- Such content corresponds to the video format label HEVC_HD_25_10.
- Terminals shall include at most one of the format labels HEVC_HD_25_8 or HEVC_HD_25_10 in the XML capabilities.
- Terminals that support HEVC UHD video on the broadcast connection defined by DVB as "HEVC UHD TV IRD" in clause 5.14.3 of ETSI TS 101 154 [14] shall also support HEVC UHD for content received by the broadband connection as defined by the 50Hz family frame rates from the hevc_uhd DASH player conformance point from clause L.2 of ETSI TS 101 154 [14]. Video format labels for UHD are defined in Table 9a.

NOTE 3: The DVB UHD TV IRD definitions include both 50 Hz and 60 Hz frame rate families. Terminals that only support one of these families for broadcast are only required to support the same family for DASH.

Different requirements on video resolutions and decoder capabilities apply to content delivered using MPEG DASH as defined in annex E.

7.3.1.4 Audio

Audio formats shall comply with clause 8.1 of the OIPF Media Formats specification [2] with the following additional requirements for multichannel audio:

- If the terminal supports a stereo output, it shall be capable of providing a down-mix of multichannel audio to stereo.
- If the terminal is equipped with a digital audio output then it shall be capable of providing the bitstream at this output (pass-through) and should be capable of transcoding multi-channel audio from HEAAC to AC3 format.
- The terminal shall use metadata, where provided, to control the stereo down-mix from multichannel audio, and shall use it, or pass it through, when providing bitstream output. Such metadata may be provided as described in the OIPF Media Formats specification [2] and clause 6.8 of ETSI TS 102 366 [15].
- The remaining text in this clause applies to normal transcoding and does not consider cases where application or system sounds are inserted in addition.
- If AC-3 is used to output audio over S/PDIF, HDMI or similar transfer protocols, terminals shall transcode the available metadata of an incoming HE-AAC or E-AC-3 audio stream to match the constraints of the AC-3 bit stream syntax.
- Incoming metadata parameters with values exceeding the range or granularity of the corresponding parameters in AC-3 shall be rounded to the closest value creating a lower audio output level where possible to meet the range and granularity limitations of the AC-3 bit stream syntax.
- The metadata transformed in order to meet the limitations of the subsequent AC-3 audio format may also be applied on the local PCM outputs of a receiver. Potential side-effects of such proceeding e.g. an impact on artistic intent should be carefully considered.
- Examples for mapping of parameters:
 - 1) HE-AAC prog_ref_level of -21,75 dB mapped to AC-3 dialnorm of -21 dB
 - 2) HE-AAC prog_ref_level of -31,75 dB mapped to AC-3 dialnorm of -31 dB
 - 3) E-AC-3 lorocmixlev of $-\infty$ dB mapped to AC-3 cmixlev of -6 dB
 - 4) E-AC-3 lorosurmixlev of -4,5 dB mapped to AC-3 surmixlev of -6 dB
- If the AC-3 encoder supports annex D of ETSI TS 102 366 [15], E-AC-3 downmix coefficients are fully supported. HE-AAC downmix coefficients may be mapped to lorocmixlev and lorosurmixlev.

- The AC-3 metadata parameters `lrtcmixlev` and `ltrtsurmixlev` as defined in annex D of ETSI TS 102 366 [15] have no corresponding parameters in HE-AAC. If the AC-3 encoder supports annex D of ETSI TS 102 366 [15] the default value for `ltrtsurmixlev` and `lrtcmixlev` is -3 dB.
- Legacy AC-3 decoders that do not support annex D of ETSI TS 102 366 [15] ignore `lorocmixlev/lorosurmixlev` and `lrtcmixlev/ltrtsurmixlev` and use `cmixlev/surmixlev` instead.

7.3.1.5 Subtitles

7.3.1.5.1 TTML based subtitles

Terminals shall be able to correctly render TTML based subtitles with the following constraints:

- The subtitle document shall be compliant with the EBU-TT-D specification version 1.0.1 [43] (referred to as "EBU-TT-D" format).
- The subtitle document shall have no more than 4 concurrently visible regions.

NOTE 1: There is no limit on the number of regions defined in a document, only on the number of regions visible concurrently.

- The subtitle document shall use UTF-8 character encoding.

Terminals shall support the `ebutts:multiRowAlign`, `ebutts:linePadding` and `itts:fillLineGap` extensions to TTML defined or referenced in the EBU-TT-D specification [43].

Reception of EBU-TT-D subtitles shall be supported in-band in the following ways:

- with MPEG DASH content as defined in annex E and in ETSI TS 103 285 [45];
- (if the download option is supported) with ISOBMFF content as defined by the EBU specification for carrying EBU-TT-D in ISOBMFF [44] that has been downloaded by the terminal regardless of whether the content was downloaded via broadband or via broadcast (using FDP as defined in annex H of the present document).

NOTE 2: The present document does not require support for non-adaptive HTTP streaming of a single ISOBMFF file with video, audio and subtitles all interleaved.

Support for in-band EBU-TT-D subtitles shall be indicated in the XML capabilities (see clause 10.2.4.7) using "EBUTTD" as the subtitle format name.

Out of band delivered EBU-TT-D subtitles shall be supported using the `<track>` element as defined in clause A.2.12.2. In this case terminals shall support EBU-TT-D subtitles contained in a single XML document delivered via HTTP, with a document size of up to and including 512 kBytes.

NOTE 3: If applications need larger subtitle documents they should use MPEG DASH format.

NOTE 4: When used with audio-only content, the subtitle plane still follows the size of the video plane even though there is no video.

Terminals shall support EBU-TT-D subtitle content that has associated downloadable fonts. Terminals shall be able to download and use at least one downloadable font, in addition to any resident fonts, when rendering a subtitle stream. The font formats required by ETSI TS 103 285 [45] shall be supported.

When resolving `tts:fontFamily` references from EBU-TT-D subtitles, terminals shall search for a match in fonts that have been successfully downloaded before considering the embedded fonts listed in clause 10.2.1. When matching embedded fonts, the following mappings for TTML `genericFamilyName` shall apply:

- "sansSerif" and "proportionalSansSerif" shall match the Tiresias™ embedded font;
- "monospace" and "monospaceSansSerif" shall match the Letter Gothic embedded font;
- "default" shall match either of the embedded fonts listed above.

Other `genericFamilyNames` may match an appropriate embedded font if one is available; otherwise they shall be treated as "default".

NOTE 5: Tiresias™ is the trade name of a product supplied by Monotype. This information is given for the convenience of users of the present document and does not constitute an endorsement by ETSI of the product named. Equivalent products may be used if they can be shown to lead to the same results. The requirement to support the Tiresias™ Screenfont is deprecated and will be removed in a subsequent version of the present document.

In the case of MPEG DASH content, terminals shall observe the signalling of downloadable fonts defined in ETSI TS 103 285 [45]. Fonts shall be downloaded when referenced using either an `EssentialProperty` or a `SupplementalProperty`. Error handling shall be as defined in ETSI TS 103 285 [45].

Terminals shall support downloadable fonts signalled in the Content Access Streaming Descriptor for streaming content as defined in clause 7.3.2.1 and if the download option is supported signalled in the Content Access Download Descriptor for download content as defined in clause 7.3.2.2. Terminals shall support the extensions of the descriptors for downloadable fonts as defined in clause A.2.25.

If a terminal is unable to download a font for any reason or having downloaded a font is unable to use it, then:

- If the font download has the `@essential` attribute set to `true`, the terminal shall not present subtitles for the stream referenced by the descriptor.
- If the font download does not have the `@essential` attribute set to `true`, the terminal shall present the subtitles as if this `<DownloadableFont>` element were not included.

7.3.1.5.2 Broadcast subtitles

As defined in clause 7.3.1.1, for content based on DVB transport streams, terminals shall support DVB subtitles for content received by the broadband connection if this format is supported for the broadcast connection.

Basic specification references and labels for both are specified in the OIPF Media Formats specification [2] although the base specifications may be subject to modification, clarification and profiling in broadcast channel specifications for particular markets.

If supported in general as defined above terminals shall support broadcast subtitles received via broadband as part of a SPTS, including:

- TV services.
- Radio services.
- Subtitle-only streams with DVB subtitles synchronized with a broadcast service as defined in clause 10.2.8. The API for broadband delivered streams only carrying broadcast subtitle only streams is defined in clause A.2.5.4.

NOTE 1: Other encapsulations or pure elementary streams are not required to be supported for broadcast subtitles.

NOTE 2: Support for broadcast subtitles streamed over broadband in an MPEG-2 transport stream system format is deprecated and the requirement will be removed in a subsequent version of the present document.

7.3.2 Protocols

7.3.2.1 Protocols for streaming

Unicast streaming using HTTP 1.1 shall be supported as defined in clause 5.3.2.2 of the OIPF protocols specification [4] with the addition that the `Content-Range` header shall be supported in seek operations thus allowing the application to seek to any arbitrary position within the streaming video without the need of downloading the complete video first. The terminal should only buffer data equivalent to approximately 10 seconds of normal play in advance of the current play position unless the download rate is consistently lower than the consumption rate. If the `Content-Length` header is not provided terminals shall not make any assumptions on the size of the buffer on the server. Hence terminals which need to obtain some data from the stream, e.g. for initialization, cannot assume that this data is still buffered on the server once they have completed their initialization.

The accuracy of seeking to a particular point in time within an MPEG-2 transport stream is implementation dependent. Applications should avoid this except for small seeks relative to the current position in a stream that is already being played which are likely to be the least inaccurate. Seeking is likely to be more accurate in a constant bit-rate stream than a variable bit-rate one.

NOTE 1: The requirements relating to streaming of transport streams over broadband are deprecated and will be removed in a subsequent version of the present document.

HTTP chunked transfer coding shall be supported as defined by clause 4.1 of IETF RFC 7230 [6].

NOTE 2: The preferred method for delivery of live content is using MPEG DASH. Use of HTTP chunked transfer encoding for video or audio may be removed in a future revision of the present document.

NOTE 3: Live content delivered using HTTP chunked transfer encoding is presented using the A/V Control object. There are no requirements for the video/broadcast object to present content delivered using HTTP.

HTTP adaptive streaming shall be supported using MPEG DASH as defined in annex E.

7.3.2.2 Protocols for download

Where content download is supported, HTTP shall be supported as defined in clause 5.3.4 of the OIPF protocols specification [4].

7.3.2.3 Void

7.3.2.4 HTTP User-Agent header

All outgoing HTTP requests made on behalf of an HbbTV[®] application, and during the process of launching an HbbTV[®] application, shall include a `User-Agent` header using the syntax described in this clause.

NOTE: This does not apply to HTTP requests made by the MPEG DASH player or the DRM agent.

The `User-Agent` header shall include:

```
HbbTV/1.7.1 (<capabilities>; <vendorName>; <modelName>; <softwareVersion>; [<hardwareVersion>];
<familyName>; <reserved>)
```

Where:

- The `<capabilities>` field consists of zero or more concatenated HbbTV[®] option strings as defined in clause 10.2.4.8.
- The `<vendorName>`, `<modelName>`, `<softwareVersion>`, `<hardwareVersion>` fields are the same as defined in clause 7.3.3.2 of the OIPF DAE specification [1]. The `<hardwareVersion>` field is optional.
- The `<vendorName>` field shall reflect the consumer-facing make/brand of the terminal. In the exceptional case that a terminal does not have any consumer-facing make/brand visible anywhere in its user interface, `vendorName` may instead identify the manufacturer/supplier of the platform hardware with the prefix "Unknown-".

- The <vendorName>, <softwareVersion>, <familyName> combination, along with <hardwareVersion> where included, shall differ between terminals with significantly different implementations or performance. Two products that have the same software but where HbbTV[®] applications behave differently due to hardware differences (e.g. processor speed, RAM speed, RAM size) shall differ by either <familyName> or <hardwareVersion> or both.
- The <modelName> field should be representative of the consumer-facing model name to allow log messages to be matched up with user reported problems. In the exceptional case that a terminal does not have text representative of the consumer-facing model name visible anywhere in its user interface, <modelName> may instead be set to the string "Unknown".
- The <familyName> field shall have the semantics defined in clause 7.3.3.2 of the OIPF DAE specification [1] but shall additionally be chosen so as to be globally unique. This shall be achieved either by prefixing with a reverse domain name of the organization allocating the remaining portion of the <familyName>, or by using a version 4 UUID as the <familyName>, formatted as a simple string (i.e. without any urn:uuid prefix) [64]. Devices in a family differ only by details that do not impact the behaviour of the HbbTV[®] aspect of the device, e.g. screen size, remote control, number of HDMI ports, size of hard disc. For white label terminal implementations where no development is done by the consumer facing brand, the organization that integrates the implementation of the present document into the terminal is responsible for populating this field.

EXAMPLE: If company A integrates an implementation into a TV set, manufactures a number of these TV sets, which are then sold to companies B, C and D who each sell them in turn to consumers under their own brand without changing the software, company A is responsible for populating this field.

- The <reserved> field is reserved for future extensions.

This *User-Agent* header may be extended with other implementation-specific information including other user agent information. In particular, it is recommended to include the browser user agent information.

IETF RFC 7231 [75] permits a *User-Agent* header to be split over multiple lines by including the sequence CRLF 1*(SP | HT). The *User-Agent* header shall not include this sequence and shall only include linear whitespace matching the sequence 1*(SP | HT).

Valid examples of this syntax are:

```
User-Agent: HbbTV/1.7.1 (+PVR+DL; Sonic; 40VX700WDR; 1.32.455; 2.002; com.example.2016VX700; )
BKit/445.27.1
```

```
User-Agent: HbbTV/1.7.1 (;Sonic; VX600WDR; 1.14.0; ; dd5528b6-d0a9-40a8-acdb-21fa2eabeb2e;)
```

7.3.2.5 HTTP Redirects

HTTP redirects as defined in IETF RFC 7231 [75] in response to an HTTP request shall be supported as described in this clause.

- The terminal shall support responses with a status code of "301 Moved Permanently", "302 Found", "303 See Other" and "307 Temporary Redirect" by using the temporary URL given in the Location field.
- The terminal shall support at least 10 redirections for requests made from the browser, and 3 redirections for requests made by media player functions.
- Infinite loops shall be detected. Terminals shall not follow them indefinitely. This may be achieved by detecting more than 10 redirects from an original request.

For the avoidance of doubt, these requirements shall apply to both http: and https: URIs and redirects between these.

7.3.2.6 HTTP Caching

Terminals shall observe the caching rules defined in HTTP/1.1 [6] including support for issuing requests for cached content using the "If-Modified-Since" header (where a server provides a Last-Modified header) and the "If-None-Match" HTTP header (where a server provides an ETag header).

Terminals shall support an HTTP cache for content accessed by the browser. This cache is not required to persist across power cycles.

NOTE: The preceding paragraph does not apply to HTTP requests made by the MPEG DASH player or the DRM agent.

7.3.2.7 Simultaneous HTTP connections

Terminals shall support at least two simultaneous HTTP connections for application content in addition to any connections required for HTTP-based media streaming. Specifically, an HTTP request to one server that takes time to complete shall not delay a second HTTP request to a different server if no other application-initiated HTTP requests (other than for media streaming purposes) are in progress.

For the avoidance of doubt, these requirements shall apply to HTTP requests using any combination of http: and https: URIs.

7.3.2.8 HTTP/2

Terminals shall support the use of HTTP/2 [86] for requests for https: URLs initiated by the browser.

8 Browser application environment

8.1 DAE specification usage

The OIPF DAE specification [1] shall be supported as defined in annex A of the present document.

8.2 Defined JavaScript APIs

8.2.1 Acquisition of DSM-CC stream events

8.2.1.1 Adding and removing stream event listeners

The following additional methods on the video/broadcast object (as defined in the OIPF DAE specification [1]) shall be supported for synchronization to broadcast events as defined in clause 7.2.4.

void addStreamEventListener(String targetURL, String eventName, EventListener listener)		
Description	<p>Add a listener for the specified DSM-CC stream event.</p> <p>When a broadcaster transmits an identical instance of the MPEG private data section carrying a stream event descriptor (including the version number), only one <code>StreamEvent</code> event shall be dispatched.</p> <p>When a broadcaster transmits different events using the same event name id (i.e. with different version numbers), one <code>StreamEvent</code> event shall be dispatched for each different stream event descriptor received.</p> <p>An event shall also be dispatched in case of error.</p> <p>Listeners can only be added while the video/broadcast object is in the Presenting or Stopped states. Calls to this function when the video/broadcast object is in other states shall have no effect.</p> <p>The terminal shall automatically unregister all listeners on the video/broadcast object in the following cases:</p> <ul style="list-style-type: none"> • A transition to the Unrealized state (e.g. when becoming broadcast-independent). • A transition to the Connecting state that is due to a channel change. <p>Listeners are not unregistered when transitioning to the Connecting state due to a transient error that does not result in a change of channel.</p>	
Arguments	targetURL	The URL of the DSM-CC <code>StreamEvent</code> object or an HTTP or HTTPS URL referring to an XML event description file (as defined in clause 8.2 of ETSI TS 102 809 [3] and profiled in clause 7.2.4) describing the event.
	eventName	The name of the event (of the DSM-CC <code>StreamEvent</code> object) that shall be subscribed to.
	listener	The listener for the event.

void removeStreamEventListener(String targetURL, String eventName, EventListener listener)		
Description	Remove a stream event listener for the specified stream event name.	
Arguments	targetURL	The URL of the DSM-CC <code>StreamEvent</code> object or an HTTP or HTTPS URL referring to an event description file describing the event.
	eventName	The name of the event (of the DSM-CC <code>StreamEvent</code> object) whose subscription shall be removed.
	listener	The listener for the event.

8.2.1.2 DSM-CC StreamEvent event

<pre>interface StreamEvent : Event { readonly attribute String name; readonly attribute String data; readonly attribute String text; readonly attribute DOMString status; }</pre>		
Properties	name	The name of the DSM-CC <code>StreamEvent</code> 's event.
	data	Data of the DSM-CC <code>StreamEvent</code> 's event encoded in hexadecimal. EXAMPLE: "0A10B81033" (for a payload 5 bytes long).
	text	Text data of the DSM-CC <code>StreamEvent</code> 's event as a string assuming UTF-8 as the encoding for the DSM-CC <code>StreamEvent</code> 's event. If the data of the event is not valid UTF-8 then the value of this property is implementation specific. Application developers should be aware that in some circumstances an attacker may be able to modify the broadcast signalling from which this data is derived. Applications shall not use this data in a way that would result in it being executed by the browser. Applications should be written to be tolerant of incorrectly formatted data or values for this data which are outside the expected range without hanging up or crashing.
	status	Equal to "trigger" when the event is dispatched in response to a trigger in the stream or "error" when an error occurred (e.g. attempting to add a listener for an event that does not exist, or when a <code>StreamEvent</code> object with registered listeners is removed from the carousel). Circumstances under which an event shall be dispatched with an error status include: <ul style="list-style-type: none"> the <code>StreamEvent</code> object pointed to by <code>targetURL</code> is not found in the carousel or via broadband; the <code>StreamEvent</code> object pointed to by <code>targetURL</code> does not contain the event specified by the <code>eventName</code> parameter; the carousel cannot be mounted; the elementary stream which contains the <code>StreamEvent</code> event descriptor is no longer being monitored (e.g. due to another monitoring request or because it disappears from the PMT). Once an error is dispatched, the listener is automatically unregistered by the terminal.

8.2.2 Carousel objects access with XMLHttpRequest

In order to access the content of a carousel file, the `XMLHttpRequest` object can be used with the following constraints:

- Parameters passed to the `open()` method:
 - `method`: Shall be set to "GET".
 - `url`: Can be relative (to the location of the current page in the carousel's file system) or an absolute `dvb`: URL.
 - `async`: shall be set to `true`.
 - `user` and `password`: Ignored.
- `status`: Set to 200 when the DSM-CC object is found and to 404 if it cannot be accessed - e.g. the object is not present in the carousel or if the carousel has been unmounted (due to another request).
- `statusText`: implementation dependent.
- Headers are not relevant for carousel access:
 - Calls to `setRequestHeader()` are ignored.

- `getResponseHeader()` shall return null and `getAllResponseHeaders()` shall return an empty string.
- Values of the `responseText` and `responseXML` properties are shown in Table 10.

Table 10: Values of the `responseText` and `responseXML` properties

DSM-CC object	URL example	responseText	responseXML
File	/weather/data.xml	Returns the "text response entity body" as defined in XMLHttpRequest.	If the file has the extension ".xml", returns the "XML response entity body" as defined in XMLHttpRequest. Otherwise, returns null.
Directory	/weather	Comma-separated list of names (File name, Stream Event name or Directory name) of all objects in the directory. These names shall not include path information.	null
Stream Event	/weather/main/streamEvt1	Comma-separated list of names of all events in the Stream Event object.	null

Examples of `dvb:` URLs that may be used with the `XMLHttpRequest` object are:

```
/weather/data.xml (absolute path from the root of the carousel of the current page)
../weather/data.xml (relative path to the current page)
dvb://1..1.B8/weather/data.xml (0xB8 is the component tag)
```

Application developers should be aware that in some circumstances an attacker may be able to modify the broadcast signal carrying a carousel file. Applications should be written to be tolerant of incorrectly formatted data or values which are outside the expected range without hanging up, locking up or crashing.

Application developers should be aware that if a broadband-delivered application uses data from a carousel in a way that would result in it being executed by the browser, then the level of security of that application is then only as secure as the carousel delivery mechanism. Broadband-delivered applications should avoid such use unless the protection mechanism described in clause 9 of ETSI TS 102 809 [3] is in use.

8.2.3 APIs for media synchronization

8.2.3.1 Introduction (informative)

This clause defines the API for multi-stream synchronization as defined in clause 10.2.8 and the API for the inter-device synchronization with a media presentation on companion screens.

As the architecture for multi-stream and inter-device synchronization is basically the same, the `MediaSynchroniser` embedded object defined in clause 8.2.3.2 is the main object for both synchronization features. The sequence diagrams in clause 13.8 provide further indication how the API interacts with the architecture entities.

Example usage for multi-stream synchronization:

```
// this example shows the API usage for synchronising a broadcast channel with a DASH stream
// delivered over broadband using MPEG TEMI as an additional content timeline in the
// broadcast

var vbal; // holds a video/broadcast object
// timeline is MPEG TEMI on elementary stream with component tag 8 and timeline id 1
timeline_spec_vbal = 'urn:dvb:css:timeline:temi:8:1';

var dashal; // holds a DASH media object
timeline_spec_dashal = 'urn:dvb:css:timeline:mpd:period:rel:1000:0b71a';

// create the MediaSynchroniser using the broadcast service. Its timeline is used as
// the timeline for the MediaSynchroniser API
ms = oipfObjectFactory.createMediaSynchroniser();

// this method call is asynchronous. If onSynchroniserInitialised is supported then wait for that
// Otherwise allow some time for it to finish.
```

```

ms.initMediaSynchroniser(vbal, timeline_spec_vbal);

// ... some xmlHttpRequest to get correlation timestamps (e.g. from MRS) for the DASH stream related
// to the timeline for the MediaSynchroniser API

timestamp_vbal_dashal = {'tlvMaster' : 12345, 'tlvOther' : 12445};

// this method call is asynchronous. If onMediaObjectAdded is supported then wait for that.
// Otherwise do not assume synchronisation happens immediately.
ms.addMediaObject(dashal, timeline_spec_dashal, timestamp_vbal_dashal);

// the terminal now synchronizes the DASH media object to the broadcast service

// ... repeat with correlation timestamps to adjust for drift etc.
timestamp_vbal_dashal = {'tlvMaster' : 15345, 'tlvOther' : 16448};
ms.updateCorrelationTimestamp(dashal, timestamp_vbal_dashal);

// synchronisation can be stopped by removing the DASH object from the MediaSynchroniser
ms.removeMediaObject(dashal);

```

Example usage for inter-device synchronization:

```

// this example shows inter-device synchronisation between an HbbTV terminal
// and a companion screen application
// only the code for the HbbTV terminal is shown since the CSA will use proprietary APIs

```

JavaScript snippets on HbbTV® terminal:

```

// open app2app communication and wait for companion devices to connect

// application on companion device connects through app2app comm
// applications agree to start inter device synchronisation

var vbal; // holds a video/broadcast object
timeline_spec_vbal = 'urn:dvb:css:timeline:temi:8:1';

// create the MediaSynchroniser using the broadcast service whose timeline is used as
// the timeline of the MediaSynchroniser API, this step is the same as for intermedia sync
ms = oipfObjectFactory.createMediaSynchroniser();

ms.initMediaSynchroniser(vbal, timeline_spec_vbal);

// enable CSAs to synchronise with media objects attached to the MediaSynchroniser
ms.enableInterDeviceSync();

// tell the slave application that this app is ready via app 2 app

// causes any sync with other devices to stopped gracefully and prevents other devices to start sync
ms.disableInterDeviceSync();

```

8.2.3.2 The MediaSynchroniser embedded object

8.2.3.2.0 General

The terminal shall support a non-visual embedded object of type "application/hbbtvMediaSynchroniser" with the following JavaScript API. The terminal shall support one initialized `MediaSynchroniser` embedded object at any given time. When an application initializes an instance, it causes any already initialized instance to transition to a permanent error state. A `MediaSynchroniser` can be used for multi-stream synchronization and for inter-device synchronization.

8.2.3.2.1 Properties

function onError (Number lastError, Object lastErrorSource)	
Description	The function that gets called when an error occurs for this <code>MediaSynchroniser</code> object. The terminal shall pass two arguments in the call.
	The first argument shall be the error code as defined in clause 8.2.3.2.4.
	The second argument shall be the media object that was the cause of the error. If the error was not caused by a media object, then this shall be <code>null</code> .

<code>function onSynchroniserInitialised ()</code>	
Description	The function that gets called when the initialization of this <code>MediaSynchroniser</code> object is successfully completed - specifically after the timeline is being monitored and the <code>currentTime</code> property has started to be updated.

<code>function onMediaObjectAdded (Object mediaObject)</code>	
Description	<p>The function that gets called when a call to the <code>addMediaObject</code> method is successfully completed. Specifically, component selection has completed and either:</p> <ul style="list-style-type: none"> the set of selected components will not change; or the changed set of components have started to be presented synchronized (timeupdate events are being generated due to "the usual monotonic increase of the current playback position during normal playback" as defined in HTML5 [54]). <p>The terminal shall pass one argument in the call, the media object that was passed as an argument to <code>addMediaObject</code> and that has been successfully added.</p>

<code>function onSyncNowAchievable (Object mediaObject)</code>	
Description	<p>The function shall be called by the terminal if it was previously not possible for the terminal to time presentation of this media to synchronize it to the master media but now it has become possible and the terminal has started to do so.</p> <p>The argument shall be the media object for which synchronized presentation timing can now be achieved.</p> <p>This function is only called (with a given media object passed as argument) after an earlier transient error of the <code>MediaSynchroniser</code> with error code 1 or 11 as appropriate (relating to the same media object).</p>

<code>readonly Number lastError</code>	
Description	If no error has yet occurred for this <code>MediaSynchroniser</code> object then the value of this property shall be null, otherwise the value shall be the code of the last error that occurred for this <code>MediaSynchroniser</code> object as defined in clause 8.2.3.2.4.

<code>readonly Object lastErrorSource</code>	
Description	Shall be the media object that was the cause of the last error. If no error has yet occurred for this <code>MediaSynchroniser</code> object, or if the error was not caused by a media object, then this shall be <code>null</code> .

<code>readonly Number nrOfSlaves</code>	
Description	If this <code>MediaSynchroniser</code> is being used for inter-device synchronization, it shall be the number of current web socket connections on the CSS-CII service endpoint provided by the terminal. Otherwise it shall be null.

<code>readonly Boolean interDeviceSyncEnabled</code>	
Description	Shall be true if and only if the terminal is currently a master terminal for inter-device synchronization.

<code>readonly Number maxBroadbandStreamsWithBroadcast</code>	
Description	The number of broadband streams the terminal supports for multi-stream synchronization if one stream in the multi-stream synchronization is a broadcast.

<code>readonly Number maxBroadbandStreamsNoBroadcast</code>	
Description	The number of broadband streams the terminal supports for multi-stream synchronization if there is no broadcast stream in the multi-stream synchronization.

readonly Number currentTime	
Description	<p>The value of this property shall be the current playback position of the master media, as defined in clause 13.11.3.</p> <p>If the <code>MediaSynchroniser</code> is not initialized or if the <code>MediaSynchroniser</code> has transitioned to the permanent error state, the value of this property shall be <code>NaN</code></p> <p>When the value is not <code>NaN</code>, it shall be expressed in units of seconds and fractions of a second and shall meet the precision requirements defined in clause 13.11.3.</p>

String contentIdOverride	
Description	<p>This value overrides the content ID that would normally be reported to Companion Screen Applications during inter-device synchronization.</p> <p>When the terminal is a master terminal and inter-device synchronization functionality is enabled and the value of this property is a string then the content ID that the terminal uses for the CSS-CII service endpoint and the CSS-TS service endpoint is overridden and the value of this property is used instead.</p> <p>If the value of this property is <code>null</code> or <code>undefined</code> then there is no override.</p> <p>This behaviour is defined in clauses 13.6.2 and 13.8.2.</p> <p>The value of this property shall initially be <code>null</code>.</p>

8.2.3.2.2 Methods

<code>void initMediaSynchroniser() (Object mediaObject, String timelineSelector)</code>					
Description	<p>Initializes a <code>MediaSynchroniser</code> for multi-stream synchronization and for inter-device synchronization.</p> <p>The media object becomes the master media (see clause 13.2.4) and the timeline selected for it defines the timeline used for the <code>MediaSynchroniser</code> API when performing multi-stream synchronization and inter-device synchronization as explained in clause 13.4.3.</p> <p>The media object specified as the parameter to this method shall be automatically added to this <code>MediaSynchroniser</code> and therefore cannot subsequently be explicitly added using the <code>addMediaObject()</code> method.</p> <p>If the <code>MediaSynchroniser</code> has already been initialized (including if it is in a permanent error state) then this call shall fail and an error event shall be triggered with error code 13 or 17 (according to the definition of the error codes).</p> <p>Initialization is immediate, however if at that time, or subsequently, if the media stream for the media object is determined to be not available or if the selected timeline is determined to be not available then this shall result in a permanent error of the <code>MediaSynchroniser</code> and an error event shall be triggered with error code 15 or 16 (according to the definition of the error codes).</p> <p>If this method completes successfully without an error event being triggered then the <code>MediaSynchroniser</code> shall be considered initialized and a <code>SynchroniserInitialised</code> event shall be triggered after the <code>currentTime</code> property starts being updated.</p> <p>In some early implementations where <code>SynchroniserInitialised</code> event is not supported, there is no explicit event indicating a successful call to this method. Applications may detect success by polling the <code>currentTime</code> property and detecting when it changes from NaN to a numeric value.</p> <p>When this <code>MediaSynchroniser</code> is initialized, if there is an existing <code>MediaSynchroniser</code> that has already been initialized and is not in permanent error state already then this shall result in a permanent error of the existing <code>MediaSynchroniser</code> and it shall trigger an error event with error code 18.</p>				
Arguments	<table border="1" style="width: 100%; border-collapse: collapse;"> <tr> <td style="width: 30%;"><code>mediaObject</code></td> <td>The media object (video/broadcast object or HTML5 media object) that carries the timeline that will be used by the <code>MediaSynchroniser</code> API.</td> </tr> <tr> <td><code>timelineSelector</code></td> <td>Type and location of the timeline to be used by the <code>MediaSynchroniser</code> API. Refer to clause 13.4.</td> </tr> </table>	<code>mediaObject</code>	The media object (video/broadcast object or HTML5 media object) that carries the timeline that will be used by the <code>MediaSynchroniser</code> API.	<code>timelineSelector</code>	Type and location of the timeline to be used by the <code>MediaSynchroniser</code> API. Refer to clause 13.4.
<code>mediaObject</code>	The media object (video/broadcast object or HTML5 media object) that carries the timeline that will be used by the <code>MediaSynchroniser</code> API.				
<code>timelineSelector</code>	Type and location of the timeline to be used by the <code>MediaSynchroniser</code> API. Refer to clause 13.4.				
<p>NOTE: The availability of a timeline can sometimes only be determined some time after the terminal has begun presentation of the stream. This error can therefore occur some time after the <code>MediaSynchroniser</code> is initialized. See clause 9.7.3.</p>					

<pre>void addMediaObject (Object mediaObject, String timelineSelector, CorrelationTimestamp correlationTimestamp, Number tolerance, Boolean multiDecoderMode)</pre>

Description	<p>Adds a media object, i.e. video/broadcast object or HTML5 media object, to the <code>MediaSynchroniser</code>. If the <code>MediaSynchroniser</code> was initialized with the <code>initMediaSynchroniser()</code> method, or if inter-device synchronization has been enabled, then the terminal shall start to synchronize the media object to other media objects associated to this <code>MediaSynchroniser</code> as a result of this method call. The behaviour of the media objects when this method is called is defined in clause 9.7.1.</p> <p>If the <code>MediaSynchroniser</code> is not initialized, or is in a permanent error state, then this call shall be ignored and an error event dispatched with error code 7 or 13 (according to the definition of the error codes).</p> <p>If the media object has already been added to the <code>MediaSynchroniser</code> (either by passing it to <code>addMediaObject()</code> or <code>initMediaSynchroniser()</code> methods), then this call shall be ignored and an error event dispatched with error code 4.</p> <p>If adding the media object would result in multi-stream synchronization using a combination of streams that is unsupported by the terminal, then this call shall be ignored and a transient error of the <code>MediaSynchroniser</code> shall be generated with error code 20.</p> <p>The terminal may be required to buffer one or more of the media objects. If the terminal has insufficient buffer space or cannot present the media sufficiently early then the media object shall be added to the <code>MediaSynchroniser</code> but a transient error of the <code>MediaSynchroniser</code> shall be generated with error code 1 or 11.</p> <p>The terminal shall select the components from the media object to be presented in accordance with the value of the <code>multiDecoderMode</code> parameter and the definitions in clause 10.2.7.</p> <p>If the terminal fails to access a media item or its timeline, e.g. the resource is not available, then adding the media object shall fail and the <code>MediaSynchroniser</code> shall dispatch an error event with error code 2 or 3 (according to the definition of the error codes).</p> <p>If the correlation timestamp <code>correlationTimestamp</code> is undefined a correlation timestamp where the value of both properties is 0 shall be assumed. If the correlation timestamp is null or has an invalid format, adding the media object shall fail and the terminal dispatch an error event with error code 5.</p> <p>The method is asynchronous. The process of determining any changes in the set of media components to be presented might not be completed before the method call returns. The actual changes in the content being presented will probably be delayed while the terminal de-initializes and re-initializes media decoders and aligns the master media object and the other media object(s) to achieve synchronized presentation in accordance with the correlation timestamps.</p> <p>If the method completes successfully without an error event being dispatched then a <code>MediaObjectAdded</code> event shall be dispatched.</p> <p>In some early implementations where <code>MediaObjectAdded</code> is not supported, there is no explicit event indicating a successful call to this method. In these implementations, if the set of selected components changes to include ones in the added media object, applications may detect success implicitly by registering for events on the media object being added. For an HTML5 media element that is paused:</p> <ul style="list-style-type: none"> • Firing of a playing event without any subsequent error will indicate that a component will be presented soon (e.g. within 250 ms - 2 s). • Firing of timeupdate events due to usual monotonic increase of the current playback position during normal playback (see the "time marches on steps" in HTML5 [54]) will indicate that a component is being presented. Applications need to be careful to distinguish these timeupdate events from timeupdate events fired for other reasons. <p>In these early implementations, there is no implicit event enabling applications to detect success if the set of selected components does not change to include ones in the added media object.</p> <p>The rules stated in clause 10.2.8.3 shall apply.</p>
-------------	---

Arguments	mediaObject	video/broadcast object or an HTML5 media object
	timelineSelector	Type and location of the timeline used for the media object's timeline. Refer to clause 13.4.
	correlationTimestamp	An optional initial correlation timestamp that relates the media objects timeline to the synchronization timeline.
	tolerance	<p>An optional synchronization tolerance in milliseconds. The tolerance, if provided, is expressed as a positive value including 0. If the application passes a negative value or does not provide this argument then the terminal shall assume a tolerance of 0.</p> <p>See clause 9.7.2 for details on how a terminal uses this value.</p> <p>This argument does not define the accuracy of synchronization to be achieved by the terminal, such as frame accuracy or lip-sync accurate.</p>
	multiDecoderMode	<p>An optional parameter that defines whether component selection for this media object is performed separately (as defined in clause 10.2.7.3) or collectively with other media objects on this <code>MediaSynchroniser</code> (as defined in clause 10.2.7.4).</p> <p>If the value does not equal true, the terminal shall follow the rules for component selection in clause 10.2.7.3.</p> <p>If the value is true and the terminal does not support multiple decoders or currently does not have sufficient resources it shall ignore the call and dispatch an error event with the error code 2. Otherwise the terminal shall follow the rules in clause 10.2.7.4.</p> <p>Applications should check the <code>extraSDVideoDecodes</code> and <code>extraHDVideoDecodes</code> properties before using this parameter set to true.</p>

<code>void removeMediaObject (Object mediaObject)</code>			
Description	<p>Removes an object from this <code>MediaSynchroniser</code>.</p> <p>Using this method to remove all media objects added to a <code>MediaSynchroniser</code> using <code>addMediaObject</code> shall terminate multi-stream synchronization but shall leave the timeline specified when the <code>MediaSynchroniser</code> was initialized being monitored. Applications shall be able to continue to read the value of the timeline from the <code>currentTime</code> property.</p> <p>Using this method to remove the master media object (specified in the call to <code>initMediaSynchroniser</code>) shall stop timeline monitoring and release all scarce resources associated with this <code>MediaSynchroniser</code>. The <code>MediaSynchroniser</code> object shall enter the permanent error state and an error event shall be triggered with error code 18.</p> <p>The terminal shall not stop the presentation of media objects purely as a result of this method call. However, if there are insufficient decoders available to continue to present this media object, the presentation of the media object may cease due to insufficient resources.</p> <p>If the media object has not already been added to the <code>MediaSynchroniser</code> and is not the master media object then this call shall be ignored and an error event dispatched with error code 8.</p> <p>If the <code>MediaSynchroniser</code> is not initialized, or is in a permanent error state, then this call shall be ignored and an error event dispatched with error code 7 or 13 (according to the definition of the error codes).</p>		
Arguments	<table border="1"> <tr> <td>mediaObject</td> <td>The media object to be removed.</td> </tr> </table>	mediaObject	The media object to be removed.
mediaObject	The media object to be removed.		

void updateCorrelationTimestamp (Object mediaObject, CorrelationTimestamp correlationTimestamp)		
Description	<p>Updates the correlation timestamp for the media object, which relates the media object's timeline to the timeline used by the <code>MediaSynchroniser</code> API.</p> <p>A correlation timestamp should be updated as often as necessary if the correlation of the timelines changes, e.g. due to drift or discontinuity event of one timeline.</p> <p>If the correlation timestamp is null or has an invalid format then this call shall be ignored and an error shall be dispatched with error code 5.</p> <p>When an updated correlation timestamp is set for a media object which would change the temporal relative presentation of the media objects, the terminal shall adapt to this. Example mechanisms for achieving this gracefully can be found in clause C.3 of ETSI TS 103 286-2 [47].</p> <p>If the change to the correlation timestamp would cause the terminal to run out of buffer space or be unable to present the media sufficiently early then an error shall be dispatched with error code 1 or 11 as appropriate.</p> <p>If the change to the correlation timestamp would cause the terminal to be able to achieve synchronized presentation of this media object when previously it could not, then an <code>onSyncNowAchievable</code> event shall be generated for the <code>MediaSynchroniser</code> object (see clause 8.2.3.2.3).</p> <p>If the media object either is not already added to the <code>MediaSynchroniser</code> or is the master media object, then this call shall be ignored and an error event dispatched with error code 8.</p> <p>If the <code>MediaSynchroniser</code> is not initialized, or is in a permanent error state, then this call shall be ignored and an error event dispatched with error code 7 or 13 (according to the definition of the error codes).</p>	
Arguments	<code>mediaObject</code>	The media object for which the correlation timestamp shall be set.
	<code>correlationTimestamp</code>	The correlation timestamp to be used with this media object.

void enableInterDeviceSync (function callback)		
Description	<p>Enables inter device synchronization. If it is already enabled then this call shall be ignored.</p> <p>On calling this method, the terminal become a master terminal as defined in clause 13.3.3.</p> <p>The callback method shall be called when the endpoints are operable.</p> <p>The <code>nrOfSlaves</code> property can be used to poll for the number of connected companion screen applications.</p> <p>If the <code>MediaSynchroniser</code> is not initialized, or is in a permanent error state, then this call shall be ignored and an error event dispatched with error code 7 or 13 (according to the definition of the error codes).</p>	
Arguments	<code>callback</code>	Optional callback function.

void disableInterDeviceSync (function callback)			
Description	<p>Disables the inter device synchronization.</p> <p>If the terminal is a master terminal it shall cease to be a master terminal as defined in clause 13.3.4. Once the terminal is no longer a master terminal then the callback function shall be called.</p> <p>If the <code>MediaSynchroniser</code> is initialized but the terminal is currently not a master terminal then the callback function shall be immediately called.</p> <p>If the <code>MediaSynchroniser</code> is not initialized, or is in a permanent error state, then this call shall be ignored and an error event dispatched (see clause 13.3.8) with error code 7 or 13 (according to the definition of the error codes).</p>		
Arguments	<table border="1"> <tr> <td><code>callback</code></td> <td>Optional callback function.</td> </tr> </table>	<code>callback</code>	Optional callback function.
<code>callback</code>	Optional callback function.		

8.2.3.2.3 DOM2 events

When an error occurs for the `MediaSynchroniser` object then the intrinsic event `onError` shall be generated and a corresponding DOM level 2 event shall be generated in the following manner:

Intrinsic event	Corresponding DOM 2 event	DOM 2 Event properties
<code>onError</code>	Error	Bubbles: No Cancelable: No Context Info: <code>lastError</code> , <code>lastErrorSource</code>

For the intrinsic event `onSyncNowAchievable`, a corresponding DOM level 2 event shall be generated, in the following manner:

Intrinsic event	Corresponding DOM 2 event	DOM 2 Event properties
<code>onSyncNowAchievable</code>	<code>SyncNowAchievable</code>	Bubbles: No Cancelable: No Context Info: <code>mediaObject</code>

For the intrinsic event `onSynchroniserInitialised`, a corresponding DOM level 2 event shall be generated, in the following manner:

Intrinsic event	Corresponding DOM 2 event	DOM 2 Event properties
<code>onSynchroniserInitialised</code>	<code>SynchroniserInitialised</code>	Bubbles: No Cancelable: No Context Info: None

For the intrinsic event `onMediaObjectAdded`, a corresponding DOM level 2 event shall be generated, in the following manner:

Intrinsic event	Corresponding DOM 2 event	DOM 2 Event properties
<code>onMediaObjectAdded</code>	<code>MediaObjectAdded</code>	Bubbles: No Cancelable: No Context Info: <code>mediaObject</code>

NOTE: These DOM 2 events are directly dispatched to the event target, and will not bubble nor capture. Applications SHOULD NOT rely on receiving these events during the bubbling or the capturing phase. Applications that use DOM 2 event handlers have to call the `addEventListener()` method on the `MediaSynchroniser` embedded object. The third parameter of `addEventListener()`, i.e. "useCapture", will be ignored.

8.2.3.2.4 Error codes

The values of the `error` property are defined in this clause.

Value	Description	Permanent or Transient
1	Synchronization is unachievable because the terminal could not delay presentation of content (represented by a media object added using the <code>addMediaObject()</code> method) sufficiently to synchronize it with the master media. For example: the buffer size for media synchronization is not sufficient.	Transient
2	The presentation of media object(that was added using the <code>addMediaObject()</code> method) failed. The specific reason is given by the error handler of that media object.	Transient
3	The media or the selected timeline for the media could not be found or the media timeline is no longer present (for media represented by a media object that was added using the <code>addMediaObject()</code> method).	Transient
4	Media object is already associated with the <code>MediaSynchroniser</code> .	Transient
5	The correlation timestamp set for a media object is <code>null</code> or has an invalid format.	Transient
6	Not used.	
7	The call failed because the <code>MediaSynchroniser</code> is not yet initialized.	Transient
8	The media object has not been added to the <code>MediaSynchroniser</code> using the <code>addMediaObject()</code> method.	Transient
9	The media object (that was passed using the <code>addMediaObject()</code> method) is not in a suitable state to participate in synchronization. See clause 9.7.1.	Transient
10	Not used.	
11	Synchronization is unachievable because the terminal could not present the content (represented by a media object added using the <code>addMediaObject()</code> method) sufficiently early to synchronize it with the master media.	Transient
13	The method call failed because the <code>MediaSynchroniser</code> is in a permanent error state or because it has been replaced by a newer initialized <code>MediaSynchroniser</code> .	Transient (see note)
14	The presentation of the master media (that was specified as an argument when the <code>initMediaSynchroniser()</code> method was called) failed. The specific reason is given by the error handler of that media object.	Permanent
15	Either the master media object or the selected timeline for the master media object (that were specified as arguments when the <code>initMediaSynchroniser()</code> method was called) could not be found or the media timeline is no longer present.	Permanent
16	The master media object is not in a suitable state to participate in synchronization. See clause 9.7.1.	Permanent
17	The method call failed because the <code>MediaSynchroniser</code> is already initialized.	Transient
18	This <code>MediaSynchroniser</code> has been replaced by a new <code>MediaSynchroniser</code> being initialized.	Permanent
19	Not used.	
20	The combination of streams requested for multi-stream synchronization (by a call to the <code>addMediaObject()</code> method) is unsupported.	Transient
NOTE:	The <code>MediaSynchroniser</code> will already be in a permanent error state. If this error occurs, the <code>MediaSynchroniser</code> remains in the permanent error state.	

Behaviour of the `MediaSynchroniser` object depending on whether the error is transient or permanent is defined in clauses 13.3.7 and 13.3.8.

8.2.3.3 The CorrelationTimestamp class

8.2.3.3.1 General

Applications shall construct objects that conform to this class definition to deliver correlation timestamps to the terminal. Any object conforms to this class definition if it includes the named properties described in this class definition.

8.2.3.3.2 Properties

Number <code>tlvMaster</code>	
Description	A value on the timeline used by the <code>MediaSynchroniser</code> API.

Number <code>tlvOther</code>	
Description	A value on the timeline of a media object that correlates to the value on the timeline used by the <code>MediaSynchroniser</code> API.

The significance of the properties of this class for both multi-stream and inter-device synchronization are discussed in more detail in clause 13.4.

8.2.4 APIs for automatic deletion of downloaded content

The following additional property on the `Download` object (as defined in the OIPF DAE specification [1]) shall be supported.

<code>Boolean flaggedForDeletion</code>	
Description	<p>Boolean property set by the application indicating whether the content item has been flagged as suitable for automatic deletion. When additional storage space is needed to complete a download that has been registered, if deleting content items flagged for automatic deletion would provide the additional storage space needed then enough of these content items shall be deleted by the terminal to provide the space needed.</p> <p>When a download is removed automatically as a result of this flag being set, the effect shall be the same as the effect of the <code>remove()</code> method: the download and any data and media content associated with it shall be removed, and all properties on the <code>Download</code> object shall be set to undefined.</p> <p>The storage space corresponding to the downloads which are flagged for deletion shall be deemed as free by the <code>checkDownloadPossible()</code> method.</p> <p>The order in which items flagged for deletion are actually removed by the terminal, and the time at which they are removed, is implementation-dependent, and may take into account factors such as the time at which the item was flagged for deletion, the size of the item compared to the amount of space needed. Items flagged for deletion shall not be removed automatically if they are currently being referred to by an A/V Control object or a <code><video></code> element.</p>

8.2.5 APIs for obtaining the LCN of a service

The following additional property on the `Channel` class (as defined in OIPF DAE specification [1]) shall be supported.

<code>readonly Number terminalChannel</code>	
Description	<p>An integer property which shall be set to the value of the terminal's Logical Channel Number as used by the terminal's native UI. This allows for terminals to have different channel values (for example by way of user sorting) from the LCN values provided in SI by the broadcast network.</p>

The property `majorChannel` (as defined in OIPF DAE specification [1]) from the `Channel` class shall be supported with the following definition.

<code>readonly Number majorChannel</code>	
Description	<p>An integer property that shall be set to the value of the Logical Channel Number as defined by the logical channel information provided by the SI from the broadcast network.</p> <p>The values shall be equal to the final LCN assignments after any sorting performed by the terminal as part of the channel scan only, taking into account other SI descriptors relating to network sorting (such as <code>logical_channel_descriptor</code>, <code>HD_Simulcast_Logical_Channel_descriptor</code>, <code>target_region_descriptor</code>, etc., as defined by the country profile).</p> <p>It shall also be unaffected by any re-assignment of the LCN due to the terminal retaining and re-numbering duplicate services.</p>

8.2.6 Companion Screen discovery APIs

8.2.6.1 HbbTVCSManager embedded object

This embedded object shall have the MIME type "application/hbbtvCSManager". It enables applications to:

- discover other HbbTV[®] terminals on the home network;
- discover the base URLs of the local and remote endpoint for application to application communication.

Boolean discoverTerminals(function onTerminalDiscovery)	
Description	Triggers a callback reporting other HbbTV [®] terminals on the home network, along with an enumeration ID, a friendly name, and service endpoint URLs. This returns with either the value <code>true</code> to indicate that the function has completed with no errors (and that a callback is expected), or <code>false</code> otherwise. On HbbTV [®] terminals that do not support discovering other HbbTV [®] terminals, <code>false</code> shall be returned. When <code>true</code> is returned, the <code>onTerminalDiscovery()</code> callback shall be scheduled to fire within 1 second. There shall be no callback scheduled if <code>false</code> is returned.
Arguments	onTerminalDiscovery A callback function. See below for the details.

The `onTerminalDiscovery` callback shall be supported and called once for each call to `discoverTerminals()` that returns `true`:

function onTerminalDiscovery (Array terminals)	
Arguments	terminals A JavaScript Array object containing zero or more <code>DiscoveredTerminal</code> objects (see clause 8.2.6.2) where each object in the array represents an HbbTV [®] terminal that was either: <ul style="list-style-type: none"> • available for connecting to the HbbTV[®] terminal (at the time of the call to <code>discoverTerminals()</code>); • or subsequently became available for connecting to the HbbTV[®] terminal (i.e. after the call to <code>discoverTerminals()</code>). Terminals shall use the protocol defined in clause 14.7 to discover other terminals for inclusion in this array.
NOTE:	There is no mechanism for an HbbTV [®] application to determine if another HbbTV [®] terminal is no longer available. The application should make further calls to <code>discoverTerminals()</code> as required to keep up to date.

For an HbbTV[®] application to use the local service endpoint for application to application communications, it first needs to obtain the URL of the local service endpoint by calling the `getApp2AppLocalBaseURL` method defined here:

String getApp2AppLocalBaseURL()	
Description	Returns the base URL of the application to application communication service local endpoint, as defined in clause 14.5.2. The use of this endpoint to communicate between the HbbTV [®] application and the remote client is described in clause 14.5.1. The URL retrieved by this method shall end with a slash ('/') character.

String getInterDevSyncURL()	
Description	Returns the URL of the CSS-CII service endpoint for the terminal that the calling HbbTV [®] application is running on. The URL retrieved by this method shall be the same as the URL carried in the <code><X_HbbTV_InterDevSyncURL></code> element as described in clause 14.7.2.

String getApp2AppRemoteBaseURL()	
Description	Returns the base URL of the application to application communication service remote endpoint. The URL retrieved by this method shall be the same as the URL carried in the <X_HbbTV_App2AppURL> element as described in clause 14.7.2 and shall end with a slash ('/') character.

8.2.6.2 DiscoveredTerminal class

Instances of this class provide details of endpoints of a Terminal that has been discovered using the `discoverTerminals()` method of the `HbbTVCSManager` object (see clause 8.2.6.1).

A `DiscoveredTerminal` object shall have the following properties:

readonly Number enum_id	
Description	A unique ID for a discovered HbbTV® terminal. The <code>enum_id</code> is expected to be quasi-static, and that repeated calls to <code>discoverTerminals()</code> will respond with the same <code>enum_id</code> unless either this terminal or the other terminal have been restarted or the other terminal has been re-connected. Newly started and connected terminals shall generate new <code>enum_ids</code> .

readonly String friendly_name	
Description	A discovered terminal may provide a friendly name, e.g. "Muttleys TV", for an HbbTV® application to make use of. It is optional that this parameter is returned. If it is not returned, it shall be set to the empty string "". If set the value shall be carried in the <code>friendlyName</code> field of the UPnP device description as required by clause 14.7, and as per the implementation note in clause 5.4 of DIAL [50].

readonly String X_HbbTV_App2AppURL	
Description	The remote service endpoint on the discovered HbbTV® terminal for application to application communication, equal to the value of the element with the same name as defined in clause 14.7.2.

readonly String X_HbbTV_InterDevSyncURL	
Description	The remote service endpoint on the discovered HbbTV® terminal for inter-device synchronization, equal to the value of the element with the same name as defined in clause 14.7.2.

readonly String X_HbbTV_UserAgent	
Description	The User Agent string of the discovered HbbTV® terminal, equal to the value of the element with the same name as defined in clause 14.7.2.

8.2.6.3 Void

9 System integration

9.1 Mapping from APIs to protocols

9.1.1 Unicast streaming

9.1.1.1 General streaming requirements

In Unicast streaming:

- Pausing playback shall cause the video to freeze and the audio to suspend.
- Stopping playback shall cause the video and audio to stop.
- When not presenting video, the A/V Control object shall be rendered as an opaque black rectangle.

NOTE: An A/V Control object that is not presenting video can obscure other parts of the application UI, including video being presented by other elements in the application or in the background.

9.1.1.2 HTTP streaming

The mapping from the APIs for unicast streaming to the protocols shall be as defined in clause 8.2.5.1 of the OIPF DAE specification [1] for HTTP streaming.

9.1.1.3 Media player implementations and API behaviour

For DASH, terminals shall use the same DASH player implementation for any given MPD regardless of whether the A/V control object or the HTML5 video element are used.

9.1.2 Unicast content download

Where unicast content download is supported, the mapping from the APIs for unicast content download to the protocols shall be as defined in clause 8.2.1 of the OIPF DAE specification [1].

9.1.3 Seek accuracy

The play position of media content being presented by a video/broadcast object, an HTML5 media element or an A/V Control object can be controlled using the appropriate seek API.

The information available to the terminal to assist with navigating to a requested seek point depends on the container format and protocol being used. In order to ensure that terminals can always perform a seek with reasonable speed, the following accuracy requirements as listed in Table 10a are defined.

Table 10a: Requirements on seek accuracy

Protocol and system format	Accuracy requirements	Comments
MPEG DASH/ISO BMFF	<p>Seeks to a position shall be performed precisely if:</p> <ol style="list-style-type: none"> 1) the position is within a live Period and is identifiable from the MPD as being the start of a media segment; or 2) the position is within an on-demand Period and is identifiable from the Segment Index as being the start of a subsegment. <p>Seeks to other positions <i>should</i> position the media object precisely at the requested position. If they do not, the new media position <i>shall</i> be one of the following:</p> <ul style="list-style-type: none"> • at the nearest position for which precise seeking is required that moves the media position in the direction implied by the seek request; • in the event that the requested position does not correspond to the start of a video frame, the start of the video frame at the requested position or the start of the following video frame; • in the event that the requested position does not correspond to the start of an audio frame, the start of the audio frame at the requested position or the start of the following audio frame. <p>An audio frame is defined to be one audio sample as defined in ISO/IEC 14496-12 [31].</p> <p>For the definitions of live and on-demand Periods see ETSI TS 103 285 [45] clause 4.2.</p>	<p>Seeking accurately to a position that is not the start of a segment or subsegment will typically require the terminal firstly to identify the preceding 'sync sample' in the media segment (see clause 8.6.2 of ISO/IEC 14496-12 [31]) and then to decode but not display the frames from there leading up to the requested position.</p>
HTTP streaming/ISO BMFF	<p>Seeks to a position that is identified as a 'sync sample' (see clause 8.6.2 of ISO/IEC 14496-12 [31]) shall be performed precisely.</p> <p>Seeks to other positions <i>should</i> position the media object precisely at the requested position. If they do not, the new media position <i>shall</i> be at the nearest identifiable sync sample that moves the media position in the direction implied by the seek request.</p>	<p>Seeking accurately to a position that is not a 'sync sample' will typically require the terminal firstly to identify the preceding 'sync sample' in the media and then to decode but not display the frames from there leading up to the requested position.</p>
HTTP streaming/MPEG-2 TS	<p>Seeks shall preserve the seek direction and shall result in a position error no greater than one GOP length plus 20 % of the interval between the last position and the requested position, provided that the media meets the following requirements:</p> <ul style="list-style-type: none"> • the bitrate averaged over any individual GOP is within ± 10 % of the bitrate averaged over the entire media asset; • there are no PCR discontinuities anywhere in the media asset. 	<p>This requirement is intended to permit the terminal to determine byte positions for seek points based on a reasonable measurement of the average stream bitrate, and then to commence playback at the next I-frame.</p>
Broadcast time-shift/MPEG-2 TS	<p>Seeks shall preserve the seek direction and shall position the media object to within 5 seconds or one GOP length of the requested position, whichever is the greater.</p>	<p>The highly variable bitrate of typical broadcast services is likely to require indexing of the time-shift buffer to achieve this.</p>

Protocol and system format	Accuracy requirements	Comments
Content sourced via MSE	<p>Seeks shall be performed precisely.</p> <p>Where video content is such that it can be decoded at a rate of 2.0 or more without exceeding the constraints of the codec profile and level described in the Initialization Segment, the following shall apply:</p> <ul style="list-style-type: none"> • Terminals shall be able to identify the nearest preceding random access point and decode from there up to the requested position at the rates specified in clause 10.20.7.3 of ETSI TS 103 285 [45], selected based on the multiple of normal play speed that would not exceed the codec profile and level constraints. • The seek operation shall be completed no later than 250 ms after the seek duration implied by the required decode rate, provided that sufficient data is present in the SourceBuffers to begin playback from the new position. 	<p>For example, a 704 x 396 50 Hz video track encoded using H.264/AVC can theoretically be decoded at over 4 times normal speed using a standard HD-capable AVC Main and High Profile Level 4.0 decoder, and at even higher speeds if it contains a high proportion of non-reference frames.</p> <p>Based on the requirements of clause 10.20.7.3 of ETSI TS 103 285 [45], terminals are required to decode such a track at 3,3 seconds or more times normal speed if it contains more than 40 % non-reference-frames, or at 2 or more times if it does not.</p> <p>A seek into such a track to a point that is 2,4 seconds beyond a random access point would be required to complete within $2\ 400 / 3,3 + 250 = 977$ ms if it contains more than 40 % non-reference frames or $2\ 400 / 2 + 250 = 1\ 450$ ms if it does not.</p>

In all cases, the position on the media timeline reported by the appropriate APIs shall meet the requirements specified for those APIs and shall reflect the true media position. This may mean that the position reported following a seek is different to the position requested in the seek call.

NOTE: The present document does not require support for the fastSeek method defined in HTML 5.1 [51], only the ability to write to the currentTime attribute defined in HTML 5 [54]. This clause takes precedence over requirements defined in those specifications that seeking by writing to the currentTime attribute is frame accurate. The requirements described here are similar to what is described in HTML 5 when the approximate-for-speed flag is set but are more precise in order to be testable.

9.2 URLs

This clause describes how URL schemes can be used with HbbTV[®] applications (e.g. HTML, JavaScript, images and references to A/V content).

The http: and https: URL schemes shall be supported as defined in clause 8.3 of the OIPF DAE specification [1], except that support for https: is not required for non-adaptive streaming.

It shall be possible to use FDP URLs to refer to files broadcast via FDP, as defined in clause H.2.4.

NOTE 1: Download via broadcast using FDP is likely to be removed in the next revision of the present document.

The dvb: URL scheme as defined in ETSI TS 102 851 [10] shall be supported and extended as follows:

- It shall be possible to use dvb: URLs including path references to refer to DSM-CC file objects and to DSM-CC stream event objects signalled in the current service. It shall be possible to append to URLs referring to DSM-CC file objects an optional query component or fragment component, e.g. to pass parameters to an application. Since '?' and '#' are reserved characters as defined in IETF RFC 3986 [27], if the name of a DSM-CC file object that is part of an HbbTV[®] application contains such characters, they shall be percent-encoded (as defined in IETF RFC 3986 [27]) when used in URLs.

- It shall be possible to use `dvb:` URLs referring to applications signalled in the current service as defined in Table 4 of ETSI TS 102 851 [10] and optionally appended fragment component with the `Application.createApplication()` method. Use of `dvb:` URLs referring to applications from another service will cause `createApplication()` to fail as if the initial page could not be loaded. Attempts to use such a `dvb:` URL from the start of a channel change until a `ChannelChangeSucceeded` or `ChannelChangeError` event is generated shall fail. Attempts to use such a `dvb:` URL between when a `ChannelChangeSucceeded` event is generated and when the AIT of the new channel is acquired shall not be completed until the AIT of the new channel is received (if no AIT is received, the application will be terminated by the usual lifecycle rules). Any query component and fragment component assigned to this `dvb:` URL shall be attached to the application location URL signalled inside the corresponding AIT as follows:
 - If only one URL contains a query component then the resulting URL shall use that query component.
 - If both URLs contain a query component then the query component of the DVB application URL is appended to the application location URL using an ampersand sign '&'. The terminal shall not parse or process the query components.
 - If only one URL contains a fragment component then the resulting URL shall use that fragment component.
 - If both URLs contain a fragment component, the fragment component of the DVB application URL takes precedence and overwrites the one in the application location URL.
 - The `window.location.href` property shall take the value of the resulting URL, including any query component. Any fragment component shall be available in the `window.location.hash` property and the query component in the `window.location.search` property.
 - Examples for a resulting URL include:
 - URL signalled in the AIT: `http://www.example.com/app1?param1=value1`
 createApplication URL: `dvb://current.ait/1.1?param2=value2#foo`
 Resulting URL: `http://www.example.com/app1?param1=value1¶m2=value2#foo`
 - URL signalled in the AIT: `http://www.example.com/app1?param1=value1#test`
 createApplication URL: `dvb://current.ait/1.1#foo`
 Resulting URL: `http://www.example.com/app1?param1=value1#foo`
 - The application is signalled in a DSM-CC Carousel with a Component Tag of 4 and a Base URL of `/index.html?param1=value1` and the current service location is `dvb://1.2.3`
 createApplication URL: `dvb://current.ait/1.1?param2=value2#foo`
 Resulting URL: `dvb://1.2.3.4/index.html?param1=value1¶m2=value2#foo`
- Use of `dvb:` URLs referring to files in a carousel carried in a different transport stream shall not cause the terminal to perform a tuning operation, and shall fail as if the file did not exist.
- Use of `dvb:` URLs referring to files in a different carousel carried in the same transport stream shall cause the terminal to unmount the currently mounted carousel and mount the new carousel, as specified in clause 7.2.5.3.
- Support for `dvb:` URLs including the textual service identifier is not required in the present document.
- Access to the content of a file delivered in a carousel shall not be blocked for violating the CORS security policy.

NOTE 2: Some browsers may use the filename suffix as a means for detecting the content type for files (other than HTML documents - see clause A.2.6.2) not served via HTTP. Application authors should be careful about filename suffixes used, as incorrect suffixes may result in unexpected behaviour.

NOTE 3: The present document inherits requirements to support W3C media fragment URLs from clause 8.3.1 of the OIPF DAE specification [1]. Their use with MPEG DASH content is specified in clause E.4.5 of the present document.

If the HbbTV[®] terminal supports the CICAM Auxiliary File System resource, it shall support the `ci://` URL scheme:

- An HbbTV[®] application wishing to access a specific file on a CICAM file system shall use the following URL format to identify the target file:

- "`ci://<domain identifier>/<file path and name>`"

NOTE 4: Domain identifiers except for 'HbbTVEngineProfile1' are outside the scope of the present document. The `<file path and name>` is private to the application and not defined in the present document.

NOTE 5: CICAMs that want to authenticate the application before enabling access to the CICAM file system may rely on private messaging via `oipfDrmAgent` to only enable the file system to authenticated applications.

NOTE 6: An application that was launched from the CICAM might use the 'HbbTVEngineProfile1' domain identifier, as specified in clause 11.4.3 of the present document, to access further resources from the CICAM, in addition to any proprietary domain identifiers.

NOTE 7: The requirement to support the `ci://` URL scheme includes the ability to reference a Content Access Streaming Descriptor in combination with the HTML5 video element.

- An XMLHttpRequest to a URL with the `ci://` URL scheme shall be processed by the HbbTV[®] Browser environment as if it was CORS [42] permitted.

The `data:` URL scheme defined in IETF RFC 2397 [62] shall be supported for inline images in HTML and CSS. Support for `data:` URLs is not required for other uses. Terminals shall support `data:` URLs of at least 22 000 characters conveying images that are up to 16 384 bytes in size.

When an application is launched via an XML AIT and the URL for the XML AIT includes a fragment component, the requirements above ("Any query component and fragment component assigned to this `dvb:` URL shall be attached to the application location URL signalled inside the corresponding AIT as follows:") that relate to fragment components shall be applied. Query components shall not be changed such that query components in the URL referring to the XML AIT go to the server hosting that XML AIT and query components in the DVB application URL go to the server hosting the application.

9.3 Other file formats

9.3.1 Stream event

Both mechanisms for referencing sources of stream events defined in clause 8.2 of ETSI TS 102 809 [3] shall be supported.

For the XML schema defined in clause 8.2 of ETSI TS 102 809 [3] the following restrictions shall apply:

- The `stream_event_id` attribute of the type `StreamEventType` shall represent a positive/unsigned integer with a maximum value of 65535. The lexical representation of the value shall be as defined by clause 3.3.23 "unsignedShort" of the W3C XML Schema Recommendation [23].
- The value of the `component_tag` attribute of the type `DsmccObjectType` shall represent a positive/unsigned integer with a maximum value of 255. The lexical representation of the value shall be as defined by clause 3.3.24 "unsignedByte" of the W3C XML Schema Recommendation [23].
- Stream event XML files shall be served with a MIME type of "`application/vnd.dvb.streamevent+xml`".

9.3.2 MPEG DASH event integration

9.3.2.1 General

ETSI TS 103 285 [45] requires support for the event mechanism defined in clause 5.10 of the MPEG DASH specification ISO/IEC 23009-1 [29]. This clause defines how those events will be exposed to applications.

9.3.2.2 HTML5 media element

Specifically the `TextTrackList` shall include `TextTracks` corresponding to DASH event streams as follows:

- A `TextTrack` shall be provided for each event stream signalled in the MPD as defined in clause 5.10.2 of MPEG DASH ISO/IEC 23009-1 [29] excluding DASH-specific events as defined in clause 5.10.4 of MPEG DASH ISO/IEC 23009-1 [29] and excluding events streams defined by ETSI TS 103 285 [45] to be consumed by the terminal.
- A `TextTrack` shall be provided for each event stream included in currently selected Representations as defined in clause 5.10.3 of MPEG DASH ISO/IEC 23009-1 [29] excluding DASH-specific events as defined in clause 5.10.4 of MPEG DASH ISO/IEC 23009-1 [29] and excluding events streams defined by ETSI TS 103 285 [45] to be consumed by the terminal.

Changes in the set of event streams, either by updating the MPD or by changing the selected Representation, shall be reported using the `onaddtrack/addtrack` and `onremovetrack/removetrack` events.

The mapping between DASH event streams and `TextTrack` objects shall be as follows:

TextTrack property	MPD Events	Inband Events
Kind	Metadata	Metadata
Label	Empty string	Empty string
Language	Empty string	Empty string
Id	Empty String	Empty String
inBandMetadataTrackDispatchType	@schemeIdUri + "U+0020" (SPACE character) + @value	@schemeIdUri + "U+0020" (SPACE character) + @value
Mode	Hidden	Hidden

It is recommended not to use the same `@schemeIdUri` and `@value` for MPD events and for inband events. Some implementations may create two `TextTrack` objects that cannot be distinguished by an application. Other implementations may create a single `TextTrack` object with the union of the MPD events and the inband events. Other possibilities may exist.

DASH events shall be reported to applications as `DataCues` according to the following mapping:

DataCue(TextTrackCue) property	MPD Events	Inband Events
id	@id. If the @id attribute is not specified, id shall be set to an empty string. With reference to clause 9.1.5 of ETSI TS 103 285 [45], events without a value of @id specified shall not be considered as repetitions of the same event.	id
startTime	@presentationTime (scaled according to the EventStream @timescale attribute) + the time offset of the start of the period from the start of the presentation (MPEG DASH defines that the value of @presentationTime defaults to zero if the attribute is not present).	presentation_time_delta (scaled according to the timescale value) + the time offset of the start of the segment from the start of the presentation.
endTime	The startTime + @duration, subject to the minimum duration requirements below. If the @duration attribute is not specified, endTime shall be set to <code>Number.MAX_VALUE</code> .	The startTime + the event_duration, subject to the minimum duration requirements below. If event_duration is <code>0xFFFF</code> , endTime shall be set to <code>Number.MAX_VALUE</code> .
pauseOnExit	False	False
Onenter	As defined in the HTML5 Recommendation [54].	As defined in the HTML5 Recommendation [54].
Onexit	As defined in the HTML5 Recommendation [54].	As defined in the HTML5 Recommendation [54].
data	An ArrayBuffer containing the (character data) value of the <code>Event</code> element. If the optional <code>contentEncoding</code> attribute is set to "base64" then the (character data) value of the <code>Event</code> element shall be decoded as described in IETF RFC 4648 [71] before use. If the <code>Event</code> element does not solely contain character data (e.g. if it contains child elements or if it is empty) then this property shall contain a UTF-8 encoded XML document subset such that the canonical form of the XML returned by reading this property shall be identical to the canonical form of the <code>Event</code> element in the MPD starting with the opening <code><Event></code> tag and the closing <code></Event></code> tag. See clause 2.4, "Document subsets" of Canonical XML Version 1.1 [72]. Note that MPEG DASH [29] requires that the encoding of MPDs be UTF-8 so no change to the encoding is required when returning an XML document subset taken from the MPD.	message_data

Terminals shall ignore unsupported XML elements and attributes, regardless of namespace, except as required above. Events with unsupported XML elements and attributes shall be processed as required by the present document based on the values of the supported elements and attributes.

NOTE 1: A consequence of the above requirements is that SCTE 35 carried in MPD events as defined in clause 6.7.4 of ANSI/SCTE 214-1 [i.25] will be passed to applications in their entirety (including the `Signal.Binary` element) as that specification does not use a (character data) value for the `Event` element.

The `cuechange` event of the `TextTrack` object shall be fired according to the "time marches on" algorithm defined in clause 4.7.10.8 of the HTML5 Recommendation [54]. This allows the possibility of "missed cues" (cues that start and end between successive iterations of the algorithm). For these cues a `cuechange` event will be fired but the cue will not be available in the `activeCues` `TextTrackCueList` when the handler is called.

To ensure that it is possible to deliver event data to an application using the DASH event mechanism in a way that does not lead to "missed cues", the following requirements shall be observed:

- For any DASH event with a duration of 250 ms or less, the terminal shall set the `endTime` property of the corresponding `DataCue` object to the `startTime` + 250 ms.
- For any `DataCue` with a duration of at least 250 ms, the Terminal shall ensure that a `cuechange` event is raised with the cue listed in the `activeCues` list.

NOTE 2: The figure of 250 ms is consistent with the minimum repetition rate required by the HTML5 Recommendation [54] for the `timeupdate` event.

Terminals should attempt to minimize the delay from a DASH event occurring and the `cuechange` event being fired. In circumstances under which no user events or application controlled XHR requests are being processed, and where DASH events occur no more frequently than four times a second, terminals should fire the `cuechange` event within 80 ms of the time a video frame with the event's `presentationTime` would be composed on screen and combined with the application's graphics. Lower levels of accuracy can be expected to degrade the viewer experience where application behaviour is synchronized with A/V media.

Some events may be intended for consumption by the DASH client itself. These are described in clause 10.1.4 of ETSI TS 103 285 [45]. With the exception of these events the `cues` attribute of the `TextTrack` shall be populated as follows:

- For an `MPD EventStream`, the `cues` attribute shall contain cues representing the complete list of DASH Events currently defined for that `EventStream`. If the MPD is dynamic, the list shall be updated if the list of Events changes following an MPD update.
- For an `InbandEventStream`, the `cues` attribute shall contain cues representing at least the DASH Events whose start times are less than or equal to the current playback position and whose end times are greater than the current playback position. In addition, past cues shall be retained in the cue list at least until the completion of the next iteration of "time marches on" that occurs after the end time of the cue. The cue list may also contain additional past or future Events which the terminal has acquired.

9.4 Presentation of adaptive bitrate content

9.4.1 General

Terminals shall support the `<ContentURL>` element of the content access streaming descriptor referencing an MPD as defined in DASH ISO/IEC 23009-1 [29].

It is optional for a terminal to support play speeds other than 0 or 1 for adaptive bitrate content.

If paused, terminals shall not auto-resume if DASH live media no longer exposes the current play position via its time-shift buffer (as determined by the `MPD@timeShiftBufferDepth`). The current playback position shall be maintained unless the application requests a change, or there is an error.

9.4.2 Behaviour for HTML5 media objects

Media timeline

The origin of the media timeline used by HTML5 media elements (i.e. the `<audio>` and `<video>` elements) shall be the start time of the first Period that was defined in the MPD when the MPD was first loaded. The origin of the media timeline shall not change unless the HTML5 media element source is changed or the `load()` method is called.

NOTE 1: Implementations are expected to be able to handle past periods being removed from a dynamic MPD without changing the origin of the HTML5 media element's timeline.

For a dynamic MPD, `getStartDate()` shall return a `Date` object representing the value of `MPD@availabilityStartTime` plus the `PeriodStart` time (see clause 5.3.2.1 of MPEG DASH ISO/IEC 23009-1 [29]) of the first regular `Period` when the MPD was first loaded.

NOTE 2: This provides an absolute time reference for the start of the media timeline used by the HTML5 media element. It cannot be assumed to be the same as wall clock time used in voice interaction (see clause 16.5.9).

For a static MPD or a dynamic MPD containing no regular `Period`, `getStartDate()` shall return a `Date` object that represents the time value `NaN`, in the same manner as required by HTML5 when no explicit date and time is available.

Duration

For a static MPD, the `duration` attribute shall be the value of `MPD@mediaPresentationDuration` if present or the `PeriodStart` time of the last `Period` determined according to clause 5.3.2.1 of MPEG DASH ISO/IEC 23009-1 [29] plus the value of `Period@duration` for the last `Period`. The duration shall be calculated after resolution of any `xlink` references with `@xlink:actuate` set to "onLoad".

For a dynamic MPD, the `duration` attribute shall be the value of `MPD@mediaPresentationDuration` if present, otherwise it shall be reported as positive infinity (indicating an indeterminate duration).

Seekable range

When a dynamic MPD contains an `MPD@timeShiftBufferDepth` attribute, the media element's `seekable` attribute shall take values that map to the full range of media available in the server-side time-shift buffer that the terminal could present, taking into account any safety margins (see ETSI TS 103 285 [45], clause 4.7). The range shall be calculated based on segment availability times as defined in clause 5.3.9.5.3 of ISO/IEC 23009-1 [29]. The range shall be the intersection of the ranges derived from all selected `AdaptationSets`.

NOTE 3: The duration of the seekable range will be at most the value of `MPD@timeShiftBufferDepth`. If the terminal has a time uncertainty of $\pm T$ seconds, this would typically have the effect of increasing the start and decreasing the end of the range by T seconds. If the terminal has a minimum time behind the live edge for presentation of a live stream, this will further reduce the end of the seekable range.

For a static MPD, or where no `MPD@timeShiftBufferDepth` attribute is present in a dynamic MPD, the `seekable` attribute shall reflect the full extent of the media timeline currently defined by the MPD.

NOTE 4: For a dynamic MPD, this range may not begin at time zero if `Periods` have been removed since the MPD was first retrieved.

Pause and Resume behaviour

After a live DASH stream is paused, if the current play position (the `currentTime` attribute) is no longer in the time-shift buffer (as determined by the `MPD@timeShiftBufferDepth`) when the video playback is attempted to be resumed, then an error Event with code `MEDIA_ERR_NETWORK` shall be raised. The application can then determine the new seekable range and act accordingly.

Seeking

If the current play position is modified (by changing the `currentTime` attribute), and that new position is outside the seekable range defined above, the terminal shall follow the seek behaviour defined by HTML5.

Change in size of the time-shift buffer

If playing, and the current play position (the `currentTime` attribute) is no longer within the time-shift buffer (for example if there was a dynamic MPD update that shortens the `MPD@timeShiftBufferDepth`), then an error Event with code `MEDIA_ERR_NETWORK` shall be raised.

Start Position

The start position shall be determined according to the requirements laid out in ETSI TS 103 285 [45], clause 10.9.2. For some content, playback will start at the 'live edge'. This is consistent with the requirements of HTML5 [54] which includes the following step when processing media data:

"If either the media resource or the address of the current media resource indicate a particular start time, then set the initial playback position to that time".

Additional requirements on the integration of the HTML5 media element into the present document can be found in clauses 9.6 and A.2.12.

9.4.3 Behaviour for the A/V Control object

Terminals shall support applications setting the `data` attribute of an A/V Control object to a URL referencing an MPD as defined in DASH ISO/IEC 23009-1 [29] and identified by the MIME type in annex C of [29]. The `type` attribute of the A/V Control object shall be set to `"application/dash+xml"`.

In order to play the content, the terminal shall fetch the MPD from the URL, interpret the MPD and select an initial set of representations. If at any time the MPD is found to be not valid according to the XML schema or semantics defined in DASH ISO/IEC 23009-1 [29], the A/V Control object shall go to play state 6 ('error') with error value 4 ('content corrupt or invalid').

When an instance of the `AVComponent` class refers to a DASH audio media content component:

- If the audio media component is identified as being audio description (as defined in clause E.2.4), the `audioDescription` property of the `AVComponent` shall be set to true.

The origin of the media timeline used for the `playPosition` property shall be the start time of the first Period that was defined in the MPD when the MPD was first loaded. The origin of the media timeline shall not change unless the A/V Control object returns to the stopped state.

NOTE: Implementations are expected to be able to handle past periods being removed from a dynamic MPD without changing the origin of the timeline used for the `playPosition` property.

For a static MPD, the `playTime` property shall be the value of `MPD@mediaPresentationDuration` if present or the `PeriodStart` time of the last Period determined according to clause 5.3.2.1 of MPEG DASH ISO/IEC 23009-1 [29] plus the value of `Period@duration` for the last Period. The duration shall be calculated after resolution of any xlink references with `@xlink:actuate` set to `"onLoad"`.

For a dynamic MPD, the `playTime` property shall be the value of `MPD@mediaPresentationDuration` if present, otherwise it shall be reported as positive infinity (indicating an indeterminate duration).

Seekable range

Since the A/V Control object does not provide an API or attribute to determine the seekable range, an application is responsible for determining the seekable range by other means if it required.

Pause and Resume

After a live DASH stream is paused, if the current play position (the `playPosition` property) is no longer in the DASH sliding window when the video playback is attempted to be resumed, then a playback error has occurred and the A/V Control object transitions to the play state 6 ('error') with a detailed error code of 6 ('content not available at given position').

Since the A/V Control object does not provide an API to determine the seekable range, an application could recover playback by stopping the media and then restarting the media.

Seeking

If the application attempts to seek a live DASH stream outside the range of the time-shift buffer (as determined by the `MPD@timeShiftBufferDepth`), then the seek request is rejected and the current playout is maintained as per clause 7.14.1.1, clarification 7, of the OIPF DAE specification [1].

Change in size of the time-shift buffer

If playing, and the current play position (the `playPosition` property) is no longer within the time-shift buffer (for example if there was a dynamic MPD update that shortens the `MPD@timeShiftBufferDepth`), then a playback error has occurred and the A/V Control object transitions to the play state 6 ('error') with a detailed error code of 6 ('content not available at given position').

9.5 Downloading content via FDP

9.5.1 Download registration

NOTE: Download via broadcast using FDP is likely to be removed in the next revision of the present document.

Download of content delivered via FDP can be registered by using the `registerDownload()` or `registerDownloadURL()` methods, as defined in the OIPF DAE specification [1].

To do so, these methods are called with a Content Access Download Descriptor (or a URL of a Content Access Download Descriptor) including the content items to be downloaded via FDP. Since the FDP mechanism relies on the signalling of availability windows indicating when the content is being transmitted (as specified in clause H.3.2), these methods shall fail (as defined in the OIPF DAE specification [1] and amended in clause A.2.19 of the present document) if no availability window is specified for a content item to be downloaded using FDP, i.e. under any of the following circumstances:

- The URL argument passed to `registerDownloadURL()` is an FDP URL, as defined in clause H.2.4.
- At least one of the `<ContentURL>` elements in a `<contentItem>` element included in the Content Access Download Descriptor is an FDP URL, while this `<contentItem>` element does not include at least one `<availabilityWindow>` element.

Moreover, when a `<ContentURL>` element in the Content Access Download Descriptor is an FDP URL, the `transferType` element shall be assumed to have the value `full_download`, regardless of its signalled value.

9.5.2 Single file with multiple URLs

When one Content Access Download Descriptor includes multiple `<ContentItem>` elements containing FDP URLs pointing to the same file (according to the criteria defined in clause H.2.3), the terminal shall consider that all these `<ContentItem>` elements correspond to one single content item, i.e. that the corresponding file shall be downloaded only once. In such a case, the terminal may assume that these `<ContentItem>` elements only differ by their `<ContentURL>` and `<availabilityWindow>` elements.

NOTE: This occurs in cases where one single file is broadcast several times at different times, resulting in different availability windows, and possibly at different locations (e.g. on different transport streams), resulting in different FDP URLs (see clause H.3.3 for details).

9.5.3 Properties of the Download object

In the case of a download via FDP, the following properties of the `Download` object shall be constrained in the following manner:

- 1) `timeElapsed`: this element shall have the value `undefined`.
- 2) `timeRemaining`: this element shall have the value `undefined`.
- 3) `currentBitRate`: this element shall have the value `undefined`.
- 4) `startTime`: this element shall have the value `undefined`.

- 5) `totalSize`:
 - a) Before an availability window has started and a first FDP Initialization Message has been received, the `totalSize` property shall correspond to the value of the `size` attribute of the selected `<ContentURL>` element in the Content Access Download Descriptor that was used to register the download.
 - b) Once an availability window has started and a first FDP Initialization Message has been received, the `totalSize` property shall be updated to the actual file size as indicated in the `file_size` field of the FDP Initialization Message.
 - c) If the download reaches the state "failed", its `totalSize` property shall be set to 0.
- 6) `state` and `suspendedByTerminal`:
 - a) The `state` property shall change from "queued" to "in progress" at the receipt of the first Initialization Message.
 - b) If a download has not yet completed, and there are availability windows in the future, but there is no active availability window at present, then `state` shall be "paused", and `suspendedByTerminal` shall be true.
 - c) When the last availability window of a download has ended, `state` shall be either "failed" or "completed".

9.5.4 Download state diagram

In the case of a download via FDP, the state diagram of section 7.4.3.1 of the OIPF DAE specification [1] does not apply, and the diagram shown in Figure 16 shall prevail.

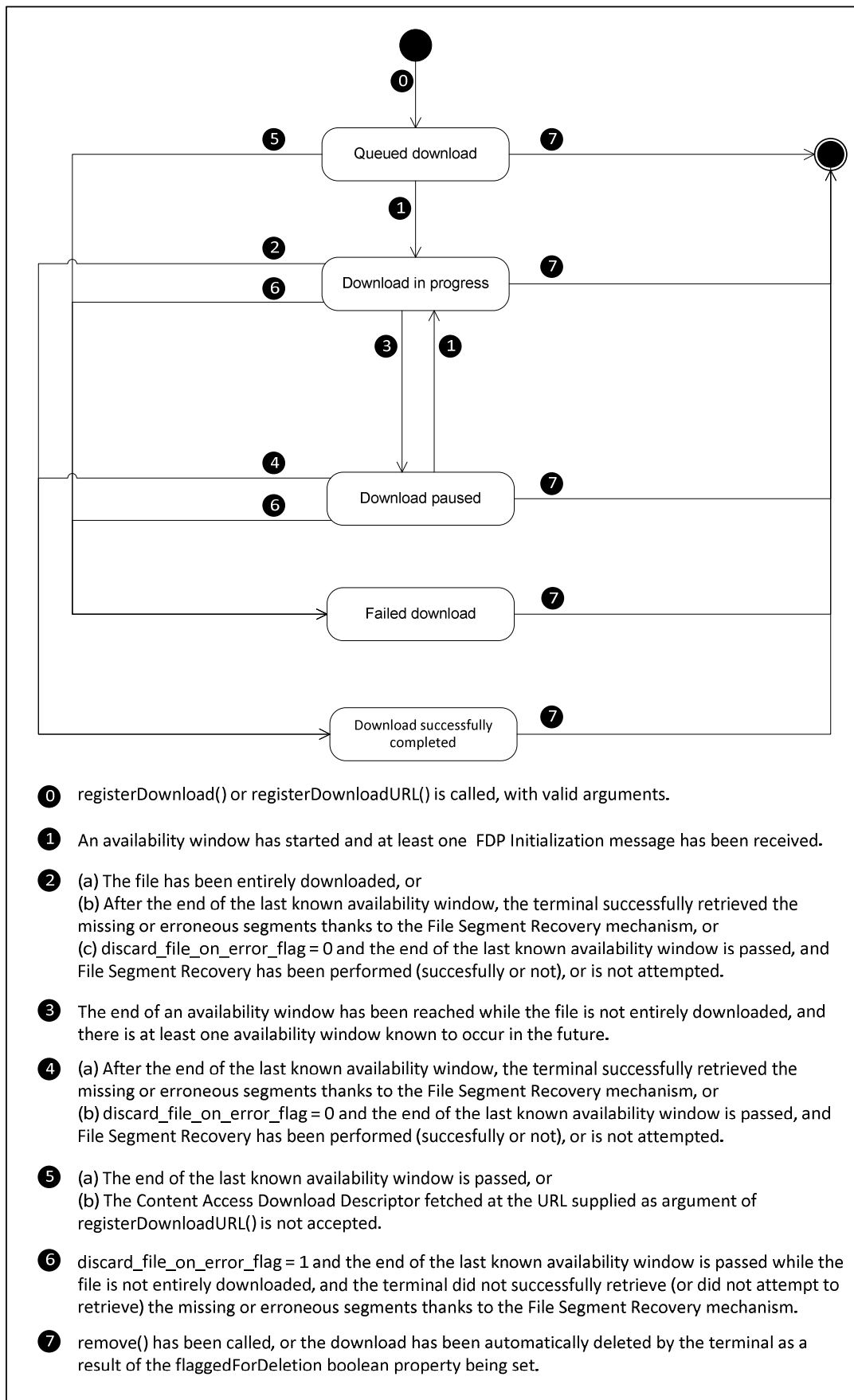


Figure 16: State diagram for embedded application/oipfDownloadManager objects for FDP downloads (normative)

9.6 Media element integration

9.6.1 General

The media elements from HTML5 [54] are included in the present document through the reference to the OIPF DAE specification [1]. Terminals shall support presenting content using the media elements as follows:

- Non-adaptively streamed video and/or audio as defined in clause 7.3.2.1 of the present document shall be supported with the content identified by an HTTP URL either directly referring to the content or referring to a content access streaming descriptor that in turn refers to the content.
- Adaptively streamed video and/or audio as defined in annex E of the present document shall be supported identified by an HTTP URL either directly referring to an MPD or referring to a content access streaming descriptor that in turn refers to the MPD.
- If the download option is supported then presenting downloaded content shall be supported with that content identified by a URL returned by the `uri` property of the `Download` class.
- If the PVR option is supported then presenting recorded content shall be supported with that content identified by a URL returned by the `uri` property of the `Recording` class.
- The Media Source Extensions (MSE) shall be supported (as required by Web Media API Snapshot [76]) as a source, either via the `srcObject` attribute of the media element (where supported), or alternatively through the use of an object URL pointing to a `MediaSource` object. Unless otherwise stated, all requirements of the present document that apply to the HTML5 media element apply equally when MSE is used.

Additional requirements on the integration of the HTML5 media element into the present document can be found in clauses 9.4.2 and A.2.12.

9.6.2 Resource management

The terminal shall support the existence within the same DOM of at least one HTML5 media element that is playing together with at least two HTML5 media elements in a paused state, where each HTML5 media element may be in a `readyState` of `HAVE_CURRENT_DATA` or higher. The terminal shall support each of the following scenarios:

- all three HTML5 media elements refer to DASH content;
- all three HTML5 media elements refer to ISOBMFF content;
- two of the three HTML5 media elements refer to DASH content and one refers to ISOBMFF content;
- two of the three HTML5 media elements refer to ISOBMFF content and one refers to DASH content;
- one of the three HTML5 media elements refers to a `MediaSource` object and the other two refer to DASH content;
- one of the three HTML5 media elements refers to a `MediaSource` object and the other two refer to ISOBMFF content.

The terminal may use hardware audio and video decoders to decode and render `<video>` and `<audio>` HTML5 media elements. There is no requirement for hardware resources to be allocated to an HTML5 media element before it changes from being paused to 'potentially playing' (as defined in the HTML5 specification). An HTML media element that is not 'potentially playing' shall not take over hardware resources that are in active use elsewhere. If there are hardware resources that are not in active use elsewhere, an HTML media element that is not 'potentially playing' may make use of them, but shall be able to release them to an HTML5 media element, A/V Control object or video/broadcast object where needed by any such object. When subsequently paused, an HTML5 media element shall retain its hardware resources, but shall be able to release these resources if required to start playing another HTML5 media element.

Where a terminal has more than one video decoder which both can decode a piece of content and is available, it is implementation dependent how the terminal decides which of the video decoders to use. If the terminal needs to select between video decoders that have different capabilities then the terminal should attempt to use the more restrictive or less flexible of the available decoders for adverts. How the terminal determines what is an advert is implementation specific, however one possibility is to assume that content where the duration is known and less than an arbitrary value (e.g. 60 s) is an advert and content with a longer duration or no known duration is not an advert.

EXAMPLE: A terminal has two video decoders, one without restrictions and one with restrictions including lack of support for UHD, HDR, DRM and without implementer-specific picture improvement algorithms. When an application plays a piece of content with a duration of 1 hour, the unrestricted decoder is selected. When an application plays a pre-roll advert with a duration of 30 s followed by a piece of content with a duration of one hour, if terminal decides to use the restricted decoder for the pre-roll advert and the unrestricted decoder for the content then a faster and cleaner switch from the advert to the content may result.

When resources are released, the terminal may discard any decoded frames that have not been displayed. Releasing hardware resources shall be as recommended in clause 4.7.14.17 of HTML5 [54], when either:

- the source is removed from an HTML5 media element and the media element is re-loaded. See annex J for a code example of how to achieve this; or
- an HTML5 media element is garbage collected - the timing of this is non-deterministic and applications should not rely on this.

In the algorithm for seeking in HTML5 [54], the requirement to "Wait until the user agent has established whether or not the media data for the new playback position is available, and, if it is, until it has decoded enough data to play back that position." is modified in the present document. There is no requirement to wait until any data has been decoded. Applications cannot assume that the seeked event being fired means that playback is ready to start almost immediately. The visual appearance of a `<video>` element that has no decoder resource currently allocated is undefined. It is recommended that the terminal render such an element using the same behaviour as if the "visibility" CSS property was equal to "hidden". Media elements may enter `HAVE_CURRENT_DATA` or higher `readyState` without the decoder being allocated. Applications cannot assume, based just on `readyState`, that something has already been decoded or presented, e.g. that data up to current position has been already decoded or that the current frame will be visible.

NOTE 1: This is a relaxation of the normal HTML5 behaviour. In HTML5, a paused video element with a `readyState` of `HAVE_CURRENT_DATA` or greater is represented by a still video frame, but this is not possible on a device using hardware video decoders if no decoder resource is available to decode that frame.

If a terminal supports only one HTML5 media element that is 'potentially playing', and multiple media elements exist within the DOM, the request to transition to 'potentially playing' of one HTML5 media element (e.g. calling the `play()` method) shall cause all other media elements to pause and release their allocated hardware resources. The transition to 'potentially playing' shall be deferred until all other HTML5 media elements have paused and released their hardware resources. HTML5 media elements that are forced to pause shall emit a "pause" event and set the "paused" attribute to true.

NOTE 2: The policy for managing hardware resources between instances of the HTML5 media element defined here (automatically releasing allocated hardware resources when a new request occurs) is intentionally the exact opposite of the policy defined for the A/V control and video/broadcast objects by the OIPF DAE specification [1] and refined by clause A.2.1 of the present document.

See clause A.2.1 of the present document for the policy for managing hardware resources between instances of the HTML5 media element and instances of the A/V control or video/broadcast objects.

Buffering of video in an HTML5 media element shall be possible while broadcast video is presented in a video broadcast object or by the terminal.

9.6.3 Transition behaviour

The delay between the end of presentation of an HTML5 media element and starting presentation of another HTML5 media element shall be less than 250 ms if all of the following conditions are met:

- the `pause()` function on the first HTML5 media element and the `play()` function on the second HTML5 media element are called within the same spin of the event loop;
- the `readyState` of the second HTML5 media element has reached `HAVE_FUTURE_DATA` or greater (as indicated by the "canplay" event);
- the start position in the media stream of the second video element is a random access point. In the case of H.264 video, a random access point is an Instantaneous Decoding Refresh (IDR) access unit; for AAC audio only streams, a random access point is the start of any access unit;
- the first media element refers to MPEG DASH content, ISOBMFF content a `MediaSource` object and the second media element refers to MPEG DASH content, ISOBMFF content or a `MediaSource` object provided that the first and second media elements do not both refer to a `MediaSource` object;
- the video in the two video elements either has the same frame rate, or one frame rate is an integer multiple of the other (see frame rate families in clause 10.4 of ETSI TS 103 285 [45]);
- the video in the two video elements has the same colour primaries and transfer characteristics, e.g. BT.709 [84] or BT.2020 [85];
- at most one video element refers to content where the video is UHD;
- any UHD video does not exceed 30 fps.

If the `readyState` is less than `HAVE_FUTURE_DATA`, there may be additional unbounded delay as audio/video data is downloaded.

If the start position does not coincide with an IDR, there may be additional delay as the hardware decoder decodes the frames between the IDR and the start position.

When resuming the playback of an HTML5 media element that has previously been paused and references video content, the terminal shall start playback at or before the IDR following the pause position. When resuming the playback of an HTML5 media element that has previously been paused and references only audio content, the terminal shall start playback at or before the audio RAP following the pause position. When resuming playback, the terminal should start playback as close as possible to the pause position, preferably from the next frame following the pause position. When resuming the playback of an HTML5 media element that has previously been paused while presenting and references content containing both video and audio tracks, the terminal should start playback with video and audio as closely synchronized as possible.

9.6.4 Reporting and control of buffering

The terminal shall provide information on the amount of data that is buffered for each HTML5 media element by providing a `TimeRanges` object via the `buffered` attribute of the HTML5 media element. The accuracy of the range (or ranges) in the `TimeRanges` object shall be within $\pm T$ seconds of the actual amount of media that has been buffered by the terminal, where T is:

- the segment duration, when playing fragmented content (such as DASH);
- 0, when playing content from a `MediaSource` object (i.e. the range shall accurately reflect the intersection of track buffer ranges from the active `SourceBuffer(s)` as required by the Media Source Extensions specification as referenced from the CTA Web Media API Snapshot [76];
- 5 seconds, otherwise.

The terminal should support control of the media buffering by implementing the `preload` attribute of the HTML5 media element. When the `preload` attribute is set to "none", the terminal should not download audio/video content for this media element. When rendering a media format that uses manifest or playlist files (such as DASH, MSS and HLS) the terminal may continue to download these files when the `preload` attribute is set to "none". When the `preload` attribute is set to "metadata" the terminal should download audio/video content for this media element at a reduced rate, for example by downloading slower than real-time. When the `preload` attribute is set to "auto" the terminal may choose any downloading strategy, including using as much bandwidth as is available.

9.6.5 Distinguishing multiple media tracks (informative)

When content items include multiple video tracks and/or audio tracks, applications may wish to use a wide range of properties to decide which track should be presented at a particular time or under particular conditions. The HTML5 `VideoTrack` and `AudioTrack` interfaces permit video tracks and audio tracks to be distinguished by 3 properties - `id`, `language` and `kind` (e.g. subtitles, translation, commentary, description, captions, etc.). They have no explicit support for distinguishing video tracks and audio tracks based on other properties such as codec, DRM, video aspect ratio and number of audio channels (stereo or 5.1 or 7.1). Some examples of tracks that cannot be explicitly distinguished include:

- Stereo and multi-channel (5.1/7.1) versions of the same audio.
- HE-AAC and Dolby versions of the same audio.
- AVC and HEVC versions of the same video.

The above is equally true for multiple video and/or audio Adaptation Sets in an MPEG DASH MPD.

If a content item contains tracks that cannot be explicitly distinguished based on language and kind and if applications wish to control which audio track or which video track is presented under these circumstances then some possible approaches an application may use include the following:

- provide some mechanism to determine the relevant properties from the `id` of the `VideoTrack` or `AudioTrack` (e.g. making an XMLHttpRequest to a server providing that information); or
- if the system format permits track ids to be assigned by the content provider then it may be practical for the content provider to use a convention when assigning the ids that permits additional track properties to be determined by an application;
- present the content item using the A/V Control object instead of the HTML5 `<video>` element. With the A/V Control object, the `AVComponent` class and its sub-classes provide properties exposing this information.

9.6.6 Controls attribute

Applications should not set the `controls` attribute on the video media elements. Terminal behaviour if this is set is implementation dependent.

NOTE: In clause 4.7.10.13 "User interface", the HTML5 specification as referenced by [i.6] states that "Even when the attribute is absent, however, user agents may provide controls to affect playback of the media resource (e.g. play, pause, seeking, and volume controls), but such features should not interfere with the page's normal rendering". Clause 10.2.7 of the present document requires terminals to provide some controls.

9.6.7 DRM

If an application attempts to present DRM protected MPEG DASH content using the HTML5 `<video>` element and this is not decrypted by any of the DRM systems that are both listed in the DASH MPD using a `ContentProtection` element and active according to the state of the `oipfDrmAgent` object (see the `setActiveDRM` method defined in clause A.2.27), then this failure shall be reported to the application by a `MediaError` whose `code` property is set to `MEDIA_ERR_DECODE`. The application is then responsible for checking if the reason for this error was related to DRM and if so, obtaining more details about the error from the DRM system. For DRM systems that an application can access through the `oipfDrmAgent` object, these two steps would be done using the `sendDrmMessage` method.

Errors relating to the presentation of protected content when the EME API is being used (see clause B.3) shall be reported as specified in the EME specification referenced from [76].

Subject to rights being available, all features defined to work with unencrypted video shall also work with encrypted video except as follows:

- Limitations apply to CICAM player mode due to the feature set of the protocol between the HbbTV[®] terminal and the CICAM. For more details, see clauses 10.2.8.1, 10.2.9.1 and K.5.
- The present document does not require terminals to support decrypting two streams at the same time. Hence in the scenario described in clause 9.6.2 above, buffering of video in video elements that are not actually playing may be limited to loading encrypted data without it being decrypted.

NOTE: This means that both multi-stream and inter-device media synchronization (see clause 13) are required to work with embedded DRM (if the DRM feature is supported). Advert insertion is required to work with two encrypted streams; the 250 ms performance, however, is required only in cases of one encrypted stream and one unencrypted stream or two unencrypted streams.

9.6.8 Parental Rating Errors

If an application attempts to present content using an HTML5 media element and this is blocked due to parental access control, the application shall receive a `MediaError` with the `code` property set to `MEDIA_ERR_DECODE`.

NOTE: The present document does not provide a way for an application to distinguish failure due to parental access control from failure due to other reasons. If this is important to an application then it may choose to present the content using an A/V Control object instead and listen for a `ParentalRatingChange` event.

9.6.9 Downloaded Content

Clause 7.14.1.3 of the OIPF DAE specification [1] shall apply as follows when an application uses the HTML5 media element to present downloaded content:

- If the download was triggered using `registerDownloadURL()` with a `contentType` other than `"application/vnd.oipf.ContentAccessDownload+xml"` or the download was triggered using a Content Access Download Descriptor with `<TransferType>` value `"playable_download"` as defined in annex E.1 of the OIPF DAE specification [1] and if the `play()` method is called before sufficient data has been download to initiate playback then the HTML5 Recommendation [54] shall be followed as written with the `readyState` set and updated as required in that specification.
- If the downloaded content was triggered using a Content Access Download Descriptor with `<TransferType>` value `"full_download"` as defined in annex E.1 of the OIPF DAE specification [1], and if the `play()` method is called whilst the content is still downloading and has not yet successfully completed, then the method shall fail and a `MediaError` sent with the `code` set to `MEDIA_ERR_NETWORK`.

9.6.10 Video presentation

Video presented by an HTML5 `<video>` element shall always be presented according to the requirements for full screen mode being false as defined in clause H.2 of the OIPF DAE specification [1] and modified by clause A.2.14 of the present document.

When video/audio content is presented from the beginning by an HTML5 `<video>` element that is visible (not fully obscured by graphics, CSS visibility is not set to "hidden", CSS display attribute is not "none", ...), the first frames of video shall be visible and the first samples of audio shall be audible. When video/audio content is presented up to the end by an HTML5 `<video>` element that is similarly visible, the last frames of video shall be visible and the last samples of audio shall be audible. This shall apply regardless of whether the load method was (or was not) called on the `<video>` element before the call to the play method.

9.6.11 `getStartDate` method

As defined in clauses A.3.2 and 9.4.2, the `getStartDate()` method shall be supported for MPEG DASH content.

The behaviour of `getStartDate()` for other types of content is not defined by the present document.

9.6.12 End of stream indication

The end of presentation of an HTML5 media element is notified to the application by means of an 'ended' event. This event shall not arrive before the last frame of video or the last audio sample is guaranteed to be presented (e.g. because it has entered a display processing pipeline). It should arrive within 80 ms of the last frame of video or the last audio sample being presented (whichever is the later) and shall be received within 250 ms of that time.

NOTE: When considered with the requirements in clause 9.6.3, this means that the transition at the end of an advert, either to another advert or back to the content, should be possible within 330 ms but may be up to 500 ms.

9.6.13 Media Source Extensions

Terminals shall support the ISO BMFF Byte Stream Format [83] for use with MSE. Implementations shall accept the presence of 'emsg' boxes before the beginning of a new media segment. Such boxes may be ignored.

In circumstances where the segments from a DVB DASH presentation are passed to an MSE `SourceBuffer`, implementations of MSE and the HTML5 media element shall support the requirements of ETSI TS 103 285 [45], clauses 10.2, 10.3, 10.4, 10.15, 10.16, the two paragraphs following the note in clause 10.17 and the first paragraph of clause 10.19.

NOTE 1: In the case of clause 10.2 of DVB DASH, this is not adding new requirements for MSE implementations but pointing out that a requirement for native DASH players is also expected to be supported in the MSE path. It is expected that existing compliant MSE implementations will support these requirements.

Terminals that support any video or audio codec for native playback of MPEG DASH content shall support that codec with MSE, with the same codec profiles and capabilities. Implementations shall support inband parameter sets (e.g. 'avc3' or 'hev1' sample entry type) as required by ETSI TS 103 285 [45], clauses 5.1.2 and 5.2.1.

Terminals shall support retrieval of media using either the `XMLHttpRequest` or `Fetch` APIs with sufficient performance to read the media and pass it to MSE `SourceBuffer(s)` at the minimum bitrates specified for adaptive bitrate streaming in clause 7.3.1.2 of the present document, whilst maintaining acceptable application interaction performance.

MSE `SourceBuffers` shall be able to accept at least the following quantities of data without invoking the coded frame removal algorithm.

For audio:

- 2 Mbytes

and for video:

- 24 Mbytes if the terminal does not support UHD video
- 74 Mbytes if the terminal does support UHD video but does not support HFR video
- 96 Mbytes if the terminal supports UHD HFR video

NOTE 2: These sizes are sufficient to buffer 15 seconds of media ahead of the current play position at the maximum rates required by clause 7.3.1.2. Providing additional buffer space can deliver an improved experience by allowing viewers to rapidly skip back a short time during playback without rebuffering delays.

NOTE 3: These buffer sizes are expected to be achievable when using MSE for media presentation. When MSE is not used, this memory may be used for other purposes. Memory may also be shared with other media playback capabilities such as native MPEG DASH playback. There is no guarantee that these buffer sizes will be available at all times, e.g. if applications make large demands on memory for graphics, javascript objects or other things.

Table 10b defines start-up time requirements that apply to media elements whose source is MSE. The required start-up time depends on whether the media element has previously decoded any media since having any necessary hardware resources allocated to it (see clause 9.6.2). In each case, the start-up time requirement applies once all of the following conditions have become true:

- A valid initialization segment has been appended to the `SourceBuffer`.
- One or more CMAF Chunks have been appended to the `SourceBuffer(s)` covering at least the period from the current playback position to a point 500 ms ahead.
- There is a random access point at the current playback position.
- The media element is not paused.

Table 10b: MSE start-up time requirements

Context	Requirement
The media element has not previously decoded any media since having any necessary hardware resources allocated to it (e.g. when starting playback of a new stream).	Playback shall begin within 1 second.
The media element <i>has already</i> decoded some content and retains its necessary hardware resources (e.g. when seeking within a stream).	Playback shall begin within 250 ms.

When seeking to a position that is not a random access point, the seek time shall be no greater than the above start-up time requirements for a random access point plus the time allowed to decode from the random access point to the seek point according to the playback speed requirements described in clause 9.1.3.

These requirements define upper bounds on the decoder start time. Implementors should aim to reduce start-up times as far as possible because they directly influence the responsiveness of the terminal when the user selects some content to play and indirectly, they add to the achievable playback latency for a live stream. Note that the total end user start-up delay will be greater than just the decoder start-up time due to the time taken to download media data over the network.

When content that has been delivered through MSE is played from the beginning to the end, the first and last frame of video shall be visible and the audio corresponding to the period from the start of the first video frame to the end of the last video frame shall be audible.

`MediaSource.isTypeSupported` shall truthfully reflect the terminal capabilities. Specifically, where the type passed to `isTypeSupported` includes codec information (e.g. video codec profile and level information, or audio object type information) terminals shall return true if the codec capabilities described by the codec information are fully supported and false if they are not.

NOTE 4: The requirement for MSE to support all codecs supported for use with MPEG DASH means that applications can also examine the `video_profile` elements in the XML capabilities document (see clause 10.2.4.7) to determine codecs that are supported with MSE.

NOTE 5: Any codec capabilities the terminal has that exceed the mandatory requirements of the present document or that do not have defined `video_profile` elements should still be reported truthfully by `MediaSource.isTypeSupported` in order that DASH players using MSE can always offer the best quality content for the terminal.

The MSE specification as referenced from the CTA Web Media API Snapshot [76] defines circumstances under which appending a new initialization segment triggers the append error algorithm. In other circumstances, appending a new initialization segment for the purposes of performing a representation switch within valid DVB DASH content shall meet the requirements of clause 10.4 of ETSI TS 103 285 [45] which defines the circumstances under which seamless switching is required and hence under which it is not required.

NOTE 6: As defined in the MSE specification Media Source Extensions specification as referenced from the CTA Web Media API Snapshot [76], attributes of `VideoTrack` and `AudioTrack` do not change when a `SourceBuffer` parses a second or subsequent initialization segment.

Sequences of content can be played consecutively using a single video element by appending their data consecutively to the `SourceBuffer(s)` used by that video element. As audio and video segments may have differing durations, and because the ISO BMFF 'samples' within them are also likely to have different durations, audio and video media may not end at precisely the same moment. This has the potential to cause A/V synchronization to drift out of alignment or to create gaps when sequences are joined together. However, the coded frame processing and audio splicing algorithms in MSE require implementations to adjust the presentation and decode timestamps of audio and video data when appended to a `SourceBuffer` in accordance with the `timestampOffset` attribute. Applications can therefore ensure A/V synchronization remains in alignment and avoid gaps by appropriate use of the `timestampOffset` attribute of the `SourceBuffer` before beginning to append data for the next piece of content in a sequence.

Terminals shall be able to play low-latency DASH content using JavaScript DASH players:

- Testing Requirements: The above requirement shall be tested using unmodified releases of JavaScript DASH players that are widely deployed. Testing should include provision for errors in a DASH player that are only apparent on some terminal implementations and not others.

9.7 Synchronization

9.7.1 Synchronization and video objects

9.7.1.1 video/broadcast object

A video/broadcast object that is passed to the `initMediaSynchroniser()` or `addMediaObject()` methods shall always be in the connecting or presenting states. Passing a video/broadcast object in any other state to these methods shall result in an error being triggered with error number '9' or '16'. Like time-shift, synchronization shall not impact the state machine of the video/broadcast object. If the video/broadcast object has a permanent error (and hence transitions to the Unrealized state), then:

- If it represents master media (it was passed to a `MediaSynchroniser` via the `initMediaSynchroniser()` method) then this shall result in a permanent error of the `MediaSynchroniser` (see clause 13.3.8) with an error being triggered with error number 14.
- If it represents other media (it was added to a `MediaSynchroniser` via the `addMediaObject()` method) then this shall result in a transient error of the `MediaSynchroniser` (see clause 13.3.7) and the object shall be removed as if an application had called the `removeMediaObject()` method and an error event triggered with error number 2.

If the video/broadcast object transitions to the stopped or unrealized states for any other reason, then:

- If it represents the master media then this shall result in a permanent error of the `MediaSynchroniser` with error code 16.
- If it represents other media then this shall result in a transient error of the `MediaSynchroniser` with error code 9 and the object shall be removed as if an application had called the `removeMediaObject()` method.

The terminal is not required to maintain synchronization of all media objects attached to the `MediaSynchroniser` (including media on other terminals if inter-device synchronization is being performed) to a video/broadcast object that represents the master media (it was passed to a `MediaSynchroniser` via the `initMediaSynchroniser()` method) while one or more of the following conditions are true for that video/broadcast object:

- It has a transient error (that it has not yet recovered from).
- It is in the connecting state.
- It is playing at a speed that is not 0 (paused) or 1 (normal play speed) for reasons other than adjusting its presentation timing to enable media objects representing other media to synchronize to it.

Synchronization of all media objects shall resume automatically when the video/broadcast object representing the master media returns to a state where all the conditions listed above are no longer true (and it has recovered from any transient error).

The terminal is not required to maintain synchronization of a video/broadcast object (that was added to the `MediaSynchroniser` using the `addMediaObject()` method) to the media object representing the master media while that video/broadcast object has a transient error (that it has not yet recovered from) or is in the connecting state.

Synchronization of the video/broadcast object to the media object representing the master media shall resume automatically when the video/broadcast object returns to the presenting state (and hence recovers from any transient error). If the video/broadcast object leaves the connecting state for any other reason than the requirements concerning permanent errors above shall apply. If the `setChannel()`, `prevChannel()`, `nextChannel()`, `pause()`, `resume()`, `setSpeed()`, `seek()` or `stopTimeshift()` methods are called then the method call shall proceed for the video/broadcast object.

Additionally:

- If it represents the master media then the terminal shall adjust the presentation timing of the other media to try to synchronize it with the new presentation timing of the master media.
- If it represents other media then a transient error of the `MediaSynchroniser` with error code 9 shall be generated and the object shall be removed as if an application had called the `removeMediaObject()` method.

9.7.1.2 HTML5 media element

An HTML5 media element that is passed to the `initMediaSynchroniser()` or `addMediaObject()` methods shall have the `readyState` property set to `HAVE_CURRENT_DATA`, `HAVE_FUTURE_DATA` or `HAVE_ENOUGH_DATA`. The media element shall be playing or paused. The media element shall not have reached the end of the media resource (see "ended playback" as defined in HTML5 [54]). The `controller` property of the media element shall be `null` or `undefined`. Passing in a media element in any other state to these methods shall result in an error being dispatched with error number 9 or 16. Synchronization may result in the media element being paused, resuming from paused or the `currentTime` jumping. These shall be reflected in the API as if the application had called the `pause()` method, the `play()` method or written to the `currentTime` property respectively.

NOTE: In the single decoder model (see clause 10.2.7.3), in order to prepare a media object to be passed to the `addMediaObject()` method, an application should use the `load()` method to get the media element into `HAVE_CURRENT_DATA`. Calling the `play()` method will likely fail if another media object that was previously passed to the `initMediaSynchroniser()` method has the hardware video and audio decoders. Even if it does not fail, it may result in a poor user experience if component selection by the terminal is in effect (see clause 10.2.7.2).

If either an error occurs while fetching the media data (and hence an error event is triggered) or the current playback position of the media element reaches the end of the media resource (see "ended playback" as defined in HTML5 [54]), then:

- If it represents master media (it was passed to a `MediaSynchroniser` via the `initMediaSynchroniser()` method) then this shall result in a permanent error of the `MediaSynchroniser` (see clause 13.3.8) with an error being dispatched with error number 14.
- If it represents other media (it was added to a `MediaSynchroniser` via the `addMediaObject()` method) then this shall result in a transient error of the `MediaSynchroniser` (see clause 13.3.7) and the object shall be removed as if an application had called the `removeMediaObject()` method and an error event dispatched with error 2.

If the media element was added to a `MediaSynchroniser` via the `addMediaObject` method, the time in the media timeline of the media element corresponding to the current time of the master media object shall be determined using the `correlationTimestamp` (if any).

- If the time in the media element timeline begins, or enters into, the period that is before the "earliest possible position" in the media resource (as defined in HTML5 [54]) then this shall result in a transient error of the `MediaSynchroniser` (see clause 13.3.7) and an error event dispatched with error 11. Synchronization of the HTML5 media element to the media object representing the master media shall resume automatically when (if) the time in the master media advances such that the corresponding time in the timeline of the media element reaches the earliest possible position in the media resource.
- If the time in the media element timeline begins, or enters into, the period that is after the end of the media resource (as defined in HTML5 [54]) then this shall result in a transient error of the `MediaSynchroniser` (see clause 13.3.7) and the object shall be removed as if an application had called the `removeMediaObject()` method and an error event dispatched with error 2.

If the HTML5 media element source is reloaded (e.g. by the application calling the `load()` method, or changing the `src` property), or the application sets an HTML5 `MediaController` for this media element, then:

- If it represents the master media then this shall result in a permanent error of the `MediaSynchroniser` with error code 16.
- If it represents the other media then this shall result in a transient error of the `MediaSynchroniser` with error code 9 and the object shall be removed as if an application had called the `removeMediaObject()` method.

The terminal is not required to maintain synchronization of all media objects attached to the `MediaSynchroniser` (including media on other terminals if inter-device synchronization is being performed) to an HTML5 media element representing the master media (it was passed to a `MediaSynchroniser` via the `initMediaSynchroniser()` method) while one or more of the following conditions are true for that HTML5 media element:

- It is stalled while trying to fetch media data.
- It is playing (not paused) at an "effective playback rate" (as defined in the HTML5 specification) that is not 0 or 1 for reasons other than adjusting its presentation timing to enable media objects representing other media to synchronize to it.
- Its source is a `MediaSource` object, it is potentially playing, and the `readyState` is `HAVE_CURRENT_DATA` or less (i.e. the application has not appended data to a `SourceBuffer` fast enough).

Synchronization of all media objects shall resume automatically when the HTML5 media element representing the master media returns to a state where all the conditions listed above are no longer true.

The terminal is not required to maintain synchronization of an HTML5 media element (that was added to the `MediaSynchroniser` using the `addMediaObject()` method) to the media object representing the master media while that HTML5 media element is stalled while trying to fetch media data or, where its source is a `MediaSource` object, that HTML5 media element is potentially playing and the `readyState` is `HAVE_CURRENT_DATA` or less.

Synchronization of the HTML5 media element to the media object representing the master media shall resume automatically when sufficient data becomes available or, where its source is a `MediaSource` object, that HTML5 media element is potentially playing and the `readyState` becomes `HAVE_FUTURE_DATA` or more.

If the `currentTime` or `playbackRate` properties are set or the `play()` or `pause()` methods are called then the property setting or method call shall proceed for the HTML5 media element. Additionally:

- If it represents the master media then the terminal shall adjust the presentation timing of the other media to try to synchronize it with the new presentation timing of the master media.
- If it represents other media then a transient error of the `MediaSynchroniser` with error code 9 shall be generated and the object shall be removed as if an application had called the `removeMediaObject()` method.

When the source of an HTML5 media element is a `MediaSource` object, when the terminal adjusts the presentation timing of the media element in order to maintain synchronization, the appropriate seek and progress events shall be fired and the buffered and `currentTime` properties shall be updated such that the application can determine what data it needs to append to the `SourceBuffer` and when it needs to do so.

9.7.1.3 Void

9.7.2 Tolerance

The synchronization tolerance defines the maximum time by which the presentation of two media streams can be out of sync but still considered synchronized. While a video and a corresponding audio stream usually require tight synchronization, an application may choose to loosen this requirement for certain combinations of media streams to allow a terminal to start the synchronized presentation as fast as possible.

The terminal shall interpret the `tolerance` parameter on the `addMediaObject()` method (see clause 8.2.3.2.2) for a media stream as follows. The master media carries the synchronization timeline. The other media is the media stream for which the tolerance value is defined. The synchronization of the other media and master media is deemed within tolerance if the difference in the play position of both streams is not greater than the given tolerance value at any time.

If the media object for the master media is in the playing state (regardless of play speed) when the media object for the other media has been added to a `MediaSynchroniser`:

- If the synchronization of the other media and the master media can be achieved within tolerance without adjusting the timing of the master media stream then the terminal shall not adjust the timing of the master media, but shall instead adjust the timing of the other media such that components of the other media that are to be presented are presented as soon as possible.
- Otherwise if synchronization of the other media and the master media can be achieved within tolerance only if the timing of the master media is adjusted and the terminal is able to do so then it shall adjust the timing of the master media such that the components of the other media that are to be presented are presented as soon as possible.
- Otherwise synchronization cannot be achieved and a transient error of the `MediaSynchroniser` shall be triggered with error code 1 or 11 (see clause 8.2.3.2.4).

NOTE: Whether the terminal is able to sufficiently adjust the timing of the master media depends on the type of media stream. See clause 13.5.

The terminal shall continue to play the other media and the master media in sync within the synchronization tolerance. The techniques used to do this are implementation dependent but may include changing the playout speed of the other media or the master media to slightly more or slightly less than real time.

If synchronization within tolerance of a media object becomes achievable again after being previously unachievable, then the `MediaSynchroniser` shall generate an `onSyncNowAchievable` event.

9.7.3 Timeline availability

If at any time the timeline selected by the application for that media stream is determined to be unavailable while the terminal is attempting to synchronize the presentation of a media stream, then:

- If the stream is the master media (it was passed to the `MediaSynchroniser` via the `initMediaSynchroniser()` method) then this shall result in a permanent error of the `MediaSynchroniser` (see clause 13.3.8) and an error shall be dispatched with error number 15.
- If the stream is other media (it was added to the `MediaSynchroniser` via the `addMediaObject()` method) then this shall result in a transient error of the `MediaSynchroniser` (see clause 13.3.7) and an error shall be dispatched with error code 3.

If the requested timeline is an MPEG TEMI timeline (see clause 13.4) then the terminal shall look for the `temi_timeline_descriptor` in the media for 2.5 seconds while the media is in the playing state before determining that the timeline is unavailable and dispatching an error as described above.

NOTE: Broadcasters are recommended to adopt a minimum repetition rate for a `temi_timeline_descriptor` of 1 repetition per second.

If the requested timeline is an MPEG DASH Period Relative timeline (see clause 13.4) then the terminal shall have determined the availability of the timeline once the MPD has been loaded when starting presentation (or updated during presentation) and the `id` attribute of all Periods in the presentation are known.

ISOBMFF Composition Time timelines and MPEG Transport Stream PTS timelines and EBU-TT-D milliseconds timelines are always available while the respective type of media is being presented. The media timeline of media elements is always available while the media element is presenting.

9.7.4 Minimum synchronization accuracy

The minimum accuracy for multi-stream synchronization for a given terminal shall be as shown in Table 10c.

Table 10c: Accuracy requirements for multi-stream synchronization

	Ahead of video by no more than	Behind video by no more than
Audio	Largest of A or 35 ms	Largest of A or 50 ms
Subtitles	No requirement defined but should not be worse than subtitle/video synchronization in the same media element	
NOTE:	A is defined to be the duration of 1/2 tick of any timeline selected (during the corresponding <code>initMediaSynchroniser()</code> or <code>addMediaObject()</code> method call) by the HbbTV [®] application for any of the streams under the control of the <code>MediaSynchroniser</code> object.	

How this minimum accuracy applies to terminals performing multi-stream synchronization is defined in clause 10.2.8.1. Minimum accuracy for multi-stream synchronization between audio and video shall be met when audio and video are output via:

- an integrated display with integrated speakers or headphone output; or
- a combined audio and video output (such as an HDMI output) to downstream devices that render the audio and video without introducing any additional differential delay between audio and video.

In all other situations, minimum accuracy for multi-stream synchronization between audio and video should be met with best-effort, such as when audio is output via S/PDIF, Bluetooth[®] or HDMI (e)ARC.

Minimum accuracy for multi-stream synchronization between video and subtitles shall be met irrespective of how video is output by the terminal.

The minimum accuracy for inter-device synchronization for a given terminal is the largest of:

- 10 ms (being the duration of 1/2 a frame of video at 50 fps);
- the duration of 1/2 tick of the Synchronization timeline (see clause 13.4.3.2).

How this minimum accuracy applies to terminals while performing inter-device synchronization in the role of a master terminal is defined in clause 13.8.2.4.

If a video component is being presented for the master media, then the minimum accuracy for inter-device synchronization shall be met for that video component when it is output via an integrated display. If an audio component but not video component is being presented for the master media, then the minimum accuracy for inter-device synchronization shall be met for that audio component when it is output via integrated speakers or headphone output. Minimum accuracy for inter-device synchronization should be met with best-effort for audio and for video in all other situations.

NOTE: HDMI 2.0 provides functionality for dynamic synchronization of video and audio streams. Information from the HDMI can be used to make a best-effort estimate of the extra travel time between a set-top box and the light and sound output of the TV screen.

9.8 Reliability and resilience

Terminals shall operate reliably in response to rapid user interaction. Specifically, the terminal shall remain fully functional in the following circumstances. Fully functional in this case means at least that the appropriate application at the end of each sequence starts successfully, that it functions as designed and that, where a broadcast service is selected, the video and audio from that service are presented:

- The user changes the selected service 20 times consecutively between two services carrying broadcast-related autostart applications delivered in different carousels, the time interval between requested service changes varying between 50 ms and the greater of (a) the time interval required for the application to start fully and (b) 1 second.
- The user changes the selected service 20 times consecutively between two services carrying broadcast-related autostart applications delivered over broadband, the time interval between requested service changes varying between 50 ms and the greater of (a) the time interval required for the application to start fully and (b) 1 second.
- The user changes the selected service 20 times consecutively between two services carrying broadcast-related autostart applications, one delivered in a carousel, the other delivered over broadband, the time interval between requested service changes varying between 50 ms and the greater of (a) the time interval required for the application to start fully and (b) 1 second.
- A broadcast-related autostart application is terminated manually by the user using the "EXIT or comparable button" mechanism (see clause 6.2.2.11) 20 times consecutively, the time interval between activations of the mechanism varying between 50 ms and the greater of (a) the time interval required for the application to restart fully and (b) 1 second.
- If the terminal supports a means to launch broadcast-independent HbbTV[®] applications from an Internet TV Portal as described in clause 5.3.5: a broadcast-independent HbbTV[®] application is started from the Internet TV Portal and then terminated manually by the user 20 times consecutively and then finally started one further time.

Terminals shall be able to present broadcast audio and video reliably when HbbTV[®] applications are launching and stopping. Specifically:

- When the terminal launches a broadcast-related application and broadcast audio or video is being presented and that application does not try to control video playback, there shall not be any artifacts or glitches in presented broadcast audio or video. This includes applications delivered by broadband and DSM-CC object carousel, as well as both autostart and non-autostart applications.
- When the terminal terminates a broadcast-related application and broadcast audio or video is being presented and that application did not try to control video playback, there shall not be any artifacts or glitches in presented broadcast audio or video. This includes where the application calls `destroyApplication()` to exit itself, when application signalling causes the application to be stopped and when it is terminated manually by the user.

Terminals shall be able to reliably switch from presenting broadcast video, audio and subtitles to presenting broadband video, audio and then return to presenting broadcast video, audio and subtitles. Including specifically the following:

- Both where the broadband content is played to the end and where playback is stopped before the end is reached.
- Including where the broadband content has subtitles (and the user has enabled subtitles), where the broadband content has subtitles (but the user has disabled subtitles) and where it does not have subtitles.
- Both where the broadband content is preloaded using the load method and where it is played without that method being used.

Terminals shall be resilient to transient error conditions that are likely to occur, as well as to conditions of low resource availability. Specifically, the terminal shall remain responsive to channel change and application termination requests in the following circumstances:

- The terminal downloads, or attempts to download an XML, HTML, or media file, which has been truncated.

- A broadband application download is prematurely interrupted by a TCP connection reset, or sustained packet loss.
- A broadcast application download is prematurely interrupted by the removal of a carousel from the broadcast stream.
- The terminal attempts to download an initial HTML page with a file size of 100 MB. For the avoidance of doubt, it is not required that such a page be properly loaded and rendered.
- An application attempts to create and initialize an unbounded number of JavaScript arrays, each containing 2 000 000 integers, until the allocation fails.
- The browser raises exceptions that are not explicitly caught by the application.
- An application enters an infinite JavaScript loop including infinite recursion.

9.9 WebSocket Server and JSON-RPC Implementation

9.9.1 Introduction

HbbTV[®] terminals shall include a WebSocket Server as described in this clause. Support of the WebSocket server is required for the Accessibility Framework (see clause 15) and the Voice Integration (see clause 16).

This WebSocket Server shall be discoverable as specified in clause 9.9.2 and shall support sending and receiving of JSON-RPC messages as specified in clause 9.9.3.

9.9.2 The Web Socket Server

9.9.2.1 Discovery of the WebSocket Server

For the HbbTV[®] application to communicate with the local WebSocket server it first needs to discover the location of the WebSocket Server endpoint. To do this, it needs to query the `xmlCapabilities` (see clause 10.2.4).

Terminals with an internal JSON-RPC WebSocket server for either the Accessibility Control APIs (see clause 15) or Voice Interaction (see clause 16) shall include in the `xmlCapabilities` one element of the following form to indicate the presence of the WebSocket server, and its location:

```
<json_rpc_server url="ws-url" version="spec-version" />
```

Where `ws-url` is the `ws://` or `wss://` URL of the local WebSocket server, and where `spec-version` indicates the HbbTV[®] specification version that the socket server supports. The `ws-url` shall be based on a `localhost` origin (see clause 9.9.2.2.1).

EXAMPLE: `<json_rpc_server url="ws://localhost:8787/5e02cd8bab0fb2d094a5c78fb7228538" version="1.7.1" />`

9.9.2.2 Securing the WebSocket Server

9.9.2.2.1 Mixed Content Issues

Care needs to be taken with the location of the WebSocket server URL. For there to be no mixed content ([i.18] and clause A.3.13) issues, the selected URL shall be (in the terminology of [i.18]) a **potentially trustworthy URL**.

From [i.18] sections 3.1 and 5.2, it is shown that the origin `localhost` is **potentially trustworthy** if the name resolution rules laid out in [i.28] are followed.

The terminal shall provide a WebSocket server URL which is a **potentially trustworthy URL** which shall be based on a `localhost` origin as explained above.

9.9.2.2.2 Additional Security Considerations

To prevent the possibility of connections from devices on the local network, the JSON-RPC WebSocket server shall not be accessible from the local network.

The JSON-RPC WebSocket server endpoint shall satisfy the security requirements of clause 11.7.

Any additional security techniques for securing the WebSocket server are outside the scope of the present document.

If the terminal manufacturer complements the approach laid out in clause 9.9.2.2.1 with additional security measures based on TLS, they shall be conformant with the TLS profile laid out in clauses 11.2 and 11.3.

The present document is intentionally silent about the availability of the WebSocket server when there is no HbbTV[®] application running.

The path and port components of the WebSocket server URL may change over time, but shall be fixed for the minimum lifetime as laid out in clause 11.7.

9.9.2.3 CORS Considerations

The terminal shall ensure that an HbbTV[®] application running on the terminal is able to connect to the WebSocket server without being blocked due to Origin considerations (see clause 10.2 of IETF RFC 6455 [40]) arising from cross-origin resource sharing security model (see [42]).

9.9.3 JSON-RPC Messaging

9.9.3.1 The JSON-RPC Message Format

The present document uses a snapshot of the JSON-RPC 2.0 messaging format originally published at <https://www.jsonrpc.org/specification>.

The present document uses the same snapshot of JSON-RPC 2.0 as recorded in ATSC 3.0 A/344 [95], Annex E. This snapshot is from 28th September 2017.

HbbTV[®] modifications to this snapshot are described in clauses 9.9.3.2 and 9.9.7.

9.9.3.2 Message batching

JSON-RPC messages sent from terminal to application shall consist of single messages that are not batched.

The terminal shall support receiving single messages and is not be required to support receiving batched JSON-RPC messages from the application.

9.9.4 JSON-RPC Notifications from the terminal

9.9.4.1 The JSON-RPC Notifications

Notifications messages from the terminal shall only be sent to the HbbTV[®] Application after the specific notification messages have been subscribed for using the subscribe API defined in clause 9.9.4.2.

Notification messages from the terminal shall not be sent to the HbbTV[®] Application after the specific notification messages have been unsubscribed to using the unsubscribe API defined in clause 9.9.4.3.

Subscriptions to notification messages shall apply only to the application that requested them and shall only apply for the lifetime of that application.

Notifications using the "org.hbbtv.notify" method follow a generic format as shown here:

```
{
  "jsonrpc" : "2.0",
  "method"  : "org.hbbtv.notify",
  "params"  : {
    "msgType" : <<message type - see below>>,
  }
}
```

```

    "value" : {
      <<value parameters - see below >>
    }
  }
}

```

The "msgType" determines which type of message is being carried in the notification, and determines the format of the "value" parameter. The "value" parameter is always an aggregate data type, but there are no conditions on how many parameters it carries.

These notifications shall conform to generic schema whose normative definition is found in the electronic attachments - see annex N of the present document.

9.9.4.2 Registration for JSON-RPC Notifications (informative)

The registration mechanism for JSON-RPC Notifications in HbbTV® is based on ATSC A/344 [95], section 9.3.1 "Integrated Subscribe/Unsubscribe API for Notifications".

As indicated in clauses 9.9.4.3 and 9.9.4.4 of the present document, deviations from ATSC A/344 [95] exist for HbbTV®, and can be summarised as:

- The namespace of the subscribe and unsubscribe APIs have been modified to reflect an HbbTV® namespace.
- The list of supported Notification APIs has been modified to define only the Notifications supported by the present document.
- In addition, there is no equivalent in HbbTV® of an "All" message type value to register for all defined notifications in a single Subscribe request.
- This list of defined values of the codes parameter of an error object in a JSON-RPC response has been modified to only support error codes applicable to HbbTV® defined messages.

9.9.4.3 Subscribe API

HbbTV® terminals shall support the Subscribe Request API as defined in ATSC A/344 [95], clause 9.3.1.1, with the following modifications defined in this clause.

The HbbTV® namespace for the message name being used, and the subscribe methods string value that terminals shall support is modified to be:

```
"org.hbbtv.subscribe"
```

Table 10d below lists the supported strings that can be carried in the enum array in the msgType property of the params object.

Table 10d: Notifications that an HbbTV® terminal can send to an HbbTV® Application

Notification API	Clause Reference (in the present document)	msgType
Subtitles User Preference Change	15.3.2.3	subtitlesPrefChange
Dialogue Enhancement User Preference Change	15.3.3.3	dialogueEnhancementPrefChange
Magnification UI User Preference Change	15.3.4.3	uiMagnifierPrefChange
High Contrast UI User Preference Preference Change	15.3.5.3	highContrastUIPrefChange
Screen Reader User Preference Change	15.3.6.3	screenReaderPrefChange
Response to a User Action User Preference Change	15.3.7.3	responseToUserActionPrefChange
Audio Description User Preference Change	15.3.8.3	audioDescriptionPrefChange
In-Vision Signing User Preference Change	15.3.9.3	inVisionSigningPrefChange
NOTE: In HbbTV® there is no mechanism for registering for all notification message types with a single msgType value of "All" as there is in ATSC A/344 [95].		

HbbTV[®] terminals shall support the Subscribe Response API as defined in ATSC A/344 [95], clause 9.3.1.1, with the following modifications as defined in this clause.

As per ATSC A/344 [95], Annex E, section 5.1, JSON-RPC Responses in an error condition shall contain an `error` Object which, as a member, contains a parameter of integer type named `code`. HbbTV[®] uses the JSON-RPC defined code values shown in the table in ATSC A/344 [95] Annex E, section 5.1. In addition, Table 10e in clause 9.9.7 of the present document documents additional HbbTV[®] defined error codes.

9.9.4.4 Unsubscribe API

HbbTV[®] terminals shall support the Unsubscribe Request API as defined in ATSC A/344 [95], section 9.3.1.2, with the following modifications defined in this clause.

The HbbTV[®] namespace for the message name being used, and the unsubscribe methods string value that terminals shall support is modified to be:

```
"org.hbbtv.unsubscribe"
```

Table 10d in clause 9.9.4.3 lists the supported strings that can be carried in the enum array in the `msgType` property of the `params` object.

HbbTV[®] terminals shall support the Unsubscribe Response API as defined in ATSC A/344 [95], section 9.3.1.2, with the following modifications as defined in this clause.

As per ATSC A/344 [95], Annex E, section 5.1, JSON-RPC Responses in an error condition shall contain an `error` Object which, as a member, contains a parameter of integer type named `code`. HbbTV[®] uses the JSON-RPC defined code values shown in the table in ATSC A/344 [95], Annex E, section 5.1. In addition, Table 10e in clause 9.9.7 of the present document documents additional HbbTV[®] defined error codes.

9.9.5 Request capability negotiation

For both application and terminal to determine what JSON-RPC requests are supported by each other, the terminal shall support receiving JSON-RPC requests from the application with method name `org.hbbtv.negotiateMethods`. These requests shall conform to a schema whose normative definition is found in the electronic attachments - see annex N of the present document.

The example below illustrates this request. For illustration purposes, this example includes hypothetical future method names that are not defined in the present document.

```
{
  "jsonrpc": "2.0",
  "method": "org.hbbtv.negotiateMethods",
  "params": {
    "terminalToApp": [
      "org.hbbtv.app.intent.media.play",
      "org.hbbtv.app.intent.media.pause",
      "org.hbbtv.app.intent.media.stop",
      "org.hbbtv.app.intent.media.fast-reverse",
      "org.hbbtv.notify"
    ],
    "appToTerminal": [
      "org.hbbtv.negotiateMethods",
      "org.hbbtv.subscribe",
      "org.hbbtv.unsubscribe",
      "org.hbbtv.app.voice.ready",
      "org.hbbtv.app.state.media",
      "org.hbbtv.app.state.media.2",
      "org.hbbtv.app.state.media.3"
    ]
  },
  "id": 1
}
```

The `params` property is an object with the following properties:

- The `terminalToApp` property's value is an array of unique strings, each of which is the method name for a terminal to application JSON-RPC message that the application supports. This can be a subset of the full set of method names supported by the application.
- The `appToTerminal` property's value is an array of unique strings, each of which is the method name for an application to terminal JSON-RPC message that the application supports. This can be a subset of the full set of method names that an application can send.

The terminal shall respond to this request with a response conforming to the response schema whose normative definition is found in the electronic attachments - see annex N of the present document. In the response, the `result` property of the response shall be a JSON object containing:

- a `method` property with the same value as the request; and
- `terminalToApp` and `appToTerminal` properties containing the same list of method names as in the request, but with the messages that the terminal does not recognize or support removed from the list.

The following example illustrates a response to the previous example request, where the terminal does not support all the terminal to application messages that the application listed in the original request. For illustration purposes, this example assumes that the terminal supports hypothetical future method names that are not defined in the present document.

```
{
  "jsonrpc": "2.0",
  "result": {
    "method": "org.hbbtv.negotiateMethods",
    "terminalToApp": [
      "org.hbbtv.app.intent.media.play",
      "org.hbbtv.app.intent.media.pause",
      "org.hbbtv.app.intent.media.stop",
      "org.hbbtv.notify"
    ],
    "appToTerminal": [
      "org.hbbtv.negotiateMethods",
      "org.hbbtv.subscribe",
      "org.hbbtv.unsubscribe",
      "org.hbbtv.app.voice.ready",
      "org.hbbtv.app.state.media",
      "org.hbbtv.app.state.media.2"
    ]
  },
  "id": 1
}
```

The terminal shall not send any JSON-RPC request to an application until the application has indicated support for that request, via the mechanism described above.

Initially, when an HbbTV® application is launched, the terminal shall assume that no JSON-RPC requests are supported by the application except this capability negotiation JSON-RPC request. Every subsequent time the HbbTV® application sends this JSON-RPC request, it adds to the set of method names that the terminal shall consider that application supports. The terminal shall assume that all method names from all past instances of this request are supported for the remaining lifetime of the HbbTV® application.

The set of JSON-RPC requests supported by the terminal shall remain static for at least the lifetime of the HbbTV® application.

NOTE: Applications need to perform this negotiation as soon as is practical every time the application is launched. If it is not performed then the terminal can reasonably assume that no JSON-RPC requests are supported by the application.

9.9.6 Extensibility and compatibility

Future versions of the present document could extend existing messages by adding new parameters in order to avoid creating new values for existing parameters in a way that could break compatibility with existing applications or terminals, or by adding new requests with different method names. Therefore, to enable better compatibility of applications written targeting different versions of the present document:

- both terminals and applications shall silently ignore any unrecognized fields and parameters in messages; and
- both terminals and applications shall ignore messages with unrecognized method names, responding (if it is not a JSON-RPC notification) with an error code to indicate "method not found" (see clause 9.9.7).

JSON-RPC requests with method names that are suffixed with a period character "." followed by a number represent more recent versions of an older JSON-RPC request that has the same method name but without the suffix. The negotiation mechanism defined in clause 9.9.5 enables both application and terminal to determine what versions of a JSON-RPC request are supported by listing the individual method names for each version.

If there is more than one version of a JSON-RPC request that is supported by both the application and the terminal, then both application and terminal shall select a single version when sending a request and shall not duplicate that request multiple times corresponding to multiple versions. Both application and terminal should only use the most recent (highest numbered) version supported by both.

NOTE 1: Clause 9.9.5 explains that the set of method names that the terminal understands to be supported by the application can grow over time as subsequent capability negotiation requests are made by the application. This can lead to a need to re-evaluate which version of a request is to be sent.

NOTE 2: Care is needed if separate modules of functionality within an application support different versions of a given request. If one module within an application can accept a more recent (higher numbered) version of a request than another module, then the application needs to avoid negotiating to use that more recent version of the request. This will enable all modules of the application to use version of requests that they all support.

9.9.7 JSON-RPC Response Error Codes

JSON-RPC 2.0 defines a set of reserved error codes. See the table in Annex E, section 5.1 of ATSC A/344 [95].

NOTE: HbbTV® defines two sets of Response Error Codes - one for Terminal to HbbTV® Application and another for HbbTV® Application to Terminal. Values in each of these two sets may be duplicated, but they will remain overall unique when coupled with the direction of the Response message that contains the error code.

HbbTV® defined error codes from the terminal to the application shall be as defined in Table 10e. Standard codes defined in the JSON-RPC 2.0 specification may also be used and some are also included in the table for convenience.

Table 10e: JSON-RPC HbbTV® Error Codes (Terminal to Application)

Code	Message	Defined in	Example cause of the error code
-32700	Parse Error	JSON-RPC 2.0 specification	The request was not valid JSON.
-32600	Invalid request		The JSON request object was not a valid JSON-RPC request object because the <code>method</code> property is missing or <code>jsonrpc</code> property is not the string value „2.0“.
-32601	Method not found		The terminal did not list the method name during capability negotiation.
-32602	Invalid params	The present document	The request was not recognized by the terminal or the request parameters were invalid or incomplete.
-23	Invalid accessibility settings query		A call to <code>org.hbbtv.af.featureSettingsQuery</code> has been made when the terminal has no support for that particular feature. See clause 15.2.2.3.2
-24	Dialogue Enhancement override failed		The Dialogue Enhancement override was not actioned by the terminal. See clause 15.3.3.4
-25	Response to User Action failed		The "response to a user action" was not successfully performed by the terminal. See clause 15.3.7.4.

HbbTV[®] defined error codes from the application to the terminal shall be as defined in Table 10f. Standard codes defined in the JSON-RPC 2.0 specification may also be used and some are also included in the table for convenience.

Table 10f: JSON-RPC HbbTV[®] Error Codes (Application to Terminal)

Code	Message	Defined in	Example cause of the error code
-32700	Parse Error	JSON-RPC 2.0 specification	The request was not valid JSON.
-32600	Invalid request		The JSON request object was not a valid JSON-RPC request object because the <code>method</code> property is missing or <code>jsonrpc</code> property is not the string value "2.0".
-32601	Method not found		The application did not list the method name during capability negotiation.
-32602	Invalid params		The request was not recognized by the application or the request was recognized but its parameters were invalid or incomplete.
-1	Unable	The present document	The request was recognized but is not supported for the currently playing media (see definition of <code>availableAction</code> in clause 16.4.2). For example: a request to pause content when the content is a live broadcast that cannot be paused.
-2	Application error		The request was recognized but the application encountered an unexpected error condition when trying to process the request.
-3	Not Found		The request was recognized by the application, but the application was not able to find the item specified by a search request or a request was made to display or play a specific item of identified media that does not exist.
-11	Temporarily unable		The request was recognized and could normally be acted on for the currently presenting media, but not at the current point in the presentation. For example: an on-demand stream can normally be fast-forwarded, but not during the advert mid-way through.

9.9.8 JSON-RPC Response formats for non-Error Messages (informative)

JSON-RPC messages defined in the present document follow the definition of JSON-RPC 2.0 as recorded in ATSC 3.0 A/344 [95], Annex E.

All non-Error JSON-RPC Response messages defined here contain a results parameter of type `Object`. This object contains a parameter called "method" which carries the method name used in the originating JSON-RPC Request.

Echoing the requesting method name in the response allows simpler implementations of both applications and terminals. Matching the Request and Response "id" values would otherwise be the only way to match requests and responses.

9.10 Switching between broadcast and broadband-delivered content

Switching between broadcast-delivered video and broadband-delivered video with the same content, colorimetry and dynamic range should not be noticeable to end-users except for a possible period of black while decoders are re-initialized. Colours in the original video that are also in the new video should be displayed the same. If a terminal has a number of picture processing modes, the same mode should be used for both broadcast-delivered video and broadband-delivered video.

EXAMPLE: Terminals should not use a "vivid" mode for broadcast delivered video and a different ("normal") mode for broadband-delivered video.

10 Capabilities

10.1 Display model

This clause is replaced by annex H, "Display Model" of the OIPF DAE specification [1] except as follows:

As defined in CSS3 Color [90], compositing of graphical elements shall, by default, be performed according to the "Simple alpha compositing" rules. This shall include compositing graphics over video, whether from a video/broadcast object, an A/V control object or an HTML5 video element.

NOTE 1: Compositing rules other than "Simple alpha compositing" can be requested by the application using CSS Compositing and Blending [i.23]. Support for this is not required in HbbTV[®] terminals.

NOTE 2: The compositing equations defined in CSS produce pixels represented in "alpha pre-multiplied form", whereby the R, G and B colour values of the pixel are each "pre-multiplied" by the pixel's resulting alpha value. For example, a white pixel with 50 % opacity on a 32-bit graphics plane would be represented by pixel values of (127,127,127,127) in pre-multiplied form, and not (255,255,255,127). This representation of pixels is commonly used for alpha blending to avoid the need for division. However, care is needed to account for this when compositing a graphics plane over a video plane. If the graphics plane pixels are left in alpha pre-multiplied form, then this needs to be taken into account when the graphics plane is combined with the video plane. Typically, this will involve setting an appropriate configuration on a hardware compositor.

EXAMPLE: A video is playing full screen and an opaque image covers the right-hand half of the picture such that the displayed colours match. When a semi-transparent graphics-plane element is placed over both the video and the image, the colour also matches.

Figure 17 illustrates this with black video and an opaque black image.

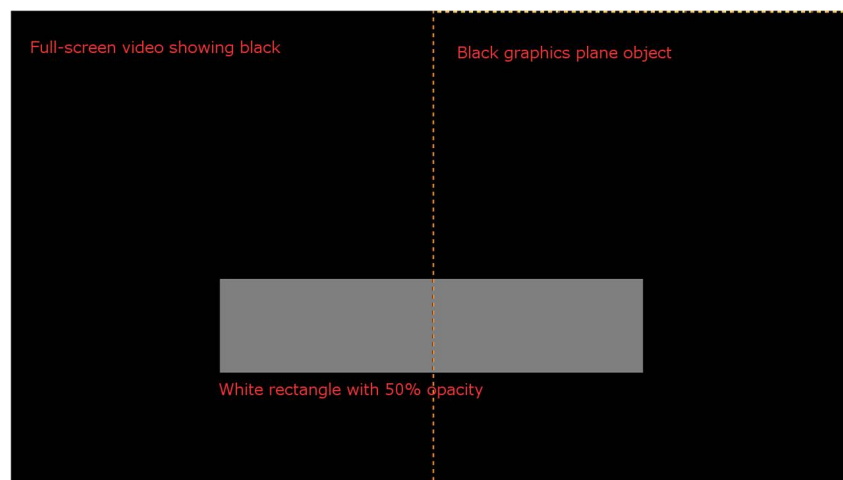


Figure 17: Example for a correct rendering of video and graphics

Figure 18 shows a possible incorrect rendering in which the graphics and video have been composited without taking into account that the graphics plane is in alpha pre-multiplied form.




Figure 18: Example for an incorrect rendering of video and graphics

10.2 Terminal capabilities and functions

10.2.1 Minimum terminal capabilities

Minimum terminal capabilities which shall be available to applications are listed in Table 11 for general capabilities. Additional capabilities shall be signalled as defined in clause 10.2.4.

Table 11: Minimum terminal capabilities

	Value	Additional information
HbbTV [®] application graphic co-ordinate system	1 280 CSS pixels horizontally by 720 CSS pixels vertically. Higher resolution co-ordinate system resolutions may be supported in addition.	Applications that support higher resolution coordinate systems should signal this using the graphics constraints descriptor in the AIT or XML AIT. Terminals that support higher resolution coordinate systems may select such a coordinate system when running an application signalled as supporting it.
HbbTV [®] application graphics plane resolution	At least 1 280 pixels horizontally by 720 pixels vertically with a 16:9 aspect ratio. Higher resolutions may be supported.	The terminal shall have a graphics plane resolution that is at least equal to the resolution of the co-ordinate system seen by the application. The graphics plane may have a higher resolution than this. This allows for higher resolution rendering of application text and images. The granularity with which an application can position graphics is determined solely by the co-ordinate system resolution. Clause A.3.9 describes APIs that allow applications to fully exploit the available resolution. Graphics performance (see clause A.2.16) may be reduced by use of higher resolution graphics coordinate systems.

	Value	Additional information
Colour format	RGBA32 should be supported. If an implementation uses lower colour resolutions (e.g. RGBA16) then it shall support at least RGBA4444.	Video overlays supported. Content providers can be expected to author applications with a 32bpp graphics plane in mind. Applications are likely to have a poor visual appearance on terminals that only support a 16bpp graphics plane.
Graphics/video composition	When composing graphics and video for display, terminals shall take into account the colour space and the transfer characteristics of both the graphics and the video.	Graphics in HbbTV® applications are expressed in standard dynamic range sRGB. Often graphics use maximum values for primary colours, e.g. "white" often being expressed as (0xFF, 0xFF, 0xFF) in RGB. Therefore care should be taken when mapping these colours for compositing with high dynamic range video, since incorrect mapping of graphics colours for a high dynamic range display could produce an unreadable result with extremely bright graphics.
Supported proportional font	<p>"Tiresias™ Screenfont" v8.03 (or equivalent) with the support for the Unicode character range "Generic Western European character set" as defined in annex C of ETSI TS 102 809 [3] but excluding the unicode character code 0149.</p> <p>The font shall be the default font to be used when none is explicitly specified.</p> <p>This font (even if it is an equivalent of "Tiresias™ Screenfont" v8.03) shall be accessible with the following CSS rule:</p> <pre>font-family: Tiresias;</pre> <p>It shall also possible to use the "sans-serif" generic family name to point to the "Tiresias™ Screenfont" v8.03 font (even if other sans-serif fonts are available in the terminal), i.e. "sans-serif" shall default to the "Tiresias™ Screenfont" v8.03 font:</p> <pre>font-family: sans-serif;</pre> <p>The requirement to support the Tiresias™ Screenfont is deprecated and will be removed in a subsequent version of the present document.</p>	Sans-serif, scalable and anti-aliased font.
Supported non-proportional font	<p>"Letter Gothic 12 Pitch" (or equivalent) with the support for the Unicode character range "Generic Western European character set" as defined in annex C of ETSI TS 102 809 [3] but excluding the unicode character code 0149.</p> <p>This font (even if it is an equivalent of "Letter Gothic 12 Pitch") shall be accessible with the following CSS rule:</p> <pre>font-family: "Letter Gothic 12 Pitch";</pre> <p>It shall also possible to use the "monospace" generic family name to point to the "Letter Gothic 12 Pitch" font (even if other monospace fonts are available in the terminal), i.e. "monospace" shall default to the "Letter Gothic 12 Pitch" font:</p> <pre>font-family: monospace;</pre>	Monospace, scalable and anti-aliased font.

	Value	Additional information
Text entry method	<p>No specific text entry methods are required by the present document, except if a terminal incorporates the voice assistant function defined in clause 16 in which case a speech-to-text capability shall be implemented.</p> <p>For autocomplete/predictive text in virtual keyboards and for speech-to-text, terminals are not required to generate any key events. Instead HTML Element input and change events shall be generated as defined by their respective specifications.</p>	Previous versions of the present document did require specific text entry methods, but in practice, applications provided their own on-screen keyboard function.
Minimum number of DSM-CC related section filters	<p>The terminal shall allocate sufficient resources to acquire DSM-CC sections from at least 3 elementary streams simultaneously for a given DSM-CC carousel.</p> <p>In addition, a terminal shall reserve at least one section filter for monitoring DSM-CC StreamEvent's events.</p>	
Minimum DSM-CC cache size	The terminal shall reserve 3 MB for caching objects carried in DSM-CC object carousels.	
Minimum File System Acceleration cache capabilities	<p>The terminal shall reserve at least 8 MB for the FSA cache. Terminals where a hard disc is accessible by HbbTV[®] shall reserve at least 64 MB for the FSA cache.</p> <p>The terminal shall support at least 1 024 files carried across 64 stored groups (i.e. average 16 files per group) in the FSA cache. Where a hard disc is available the terminal shall support at least 4 096 files carried across 256 stored groups (i.e. average 16 files per group) in the FSA cache.</p> <p>The terminal should perform FSA caching of a carousel over one cycle of this carousel (assuming that there are no transport errors)</p> <p>The terminal shall support persistence of FSA cache as long as the terminal is operating HbbTV[®] normally.</p> <p>Assuming that the HbbTV[®] environment terminates in a controlled manner then the FSA cache contents shall be available to HbbTV[®] when it next executes. For example:</p> <ul style="list-style-type: none"> • If the terminal transitions in a controlled manner from operating HbbTV[®] to another interactive environment (e.g. MHEG or TV portal application) or other content source than broadcast (e.g. DLNA, HDMI, etc.) then the FSA contents will be available to HbbTV[®] next time it runs. • If power to the terminal is unexpectedly lost then the FSA cache contents may not be available to HbbTV[®] next time it runs. 	These cache sizes refer to non-compressed data. The size information in manifest file also applies to file data in non-compressed form. The FSA cache addressed here is independent of the Minimum DSM-CC cache size specified in this table.
System layer for unicast streaming using HTTP and file download	Both MPEG-2 TS and MP4 file format (as defined in clause 7.3.1.2) shall be supported.	
Video formats for unicast streaming using HTTP and file download	Both AVC_SD_25 and AVC_HD_25 shall be supported (as defined in clause 7.3.1.3).	
Audio format for unicast streaming using HTTP and file download	HEAAC, E-AC3 and MPEG1_L3 as defined in clauses 7.3.1.1 and 7.3.1.4.	

	Value	Additional information
Audio format for audio from memory	<p>For audio played as defined by clause 7.14.10 of the OIPF DAE specification [1], HEAAC shall be supported (as defined in clause 6.3.2 of the OIPF DAE specification [1]).</p> <p>The following formats shall be supported as input to the <code>AudioContext.decodeAudioData</code> method of the Web Audio API as referenced from the CTA Web Media API Snapshot [76]:</p> <ul style="list-style-type: none"> • MPEG1_L3 (as defined in clause 8.1 of the OIPF Media Formats specification [1]) • Mono or stereo 16-bit linear PCM audio samples in a RIFF WAVE container (i.e. a "WAV" file [89] with <code>wFormatTag=WAVE_FORMAT_PCM (0x0001)</code>, <code>wChannels=1</code> or <code>2</code> and <code>wBitsPerSample=16</code>) 	
Web audio API	<p>Terminals shall support;</p> <ul style="list-style-type: none"> • the creation of multiple <code>AudioContext</code> instances without any fixed limit on the number that can be created • loading audio data (e.g. MP3 files) into each of the <code>AudioContext</code> instances limited only by the available memory for the audio data 	<p>There is no requirement to be able to play more than one <code>AudioContext</code> at one time and to mix the results. Mixing is only required with sources other than Web Audio (see clause 10.2.11). Applications should close any <code>AudioContext</code> resources that they are no longer using before creating new ones (i.e. call <code>AudioContext.close</code>).</p>
PVR management	<p>If the PVR feature is supported, the <code>manageRecordings</code> attribute of the recording capability shall have the value "samedomain".</p>	<p>See clause 9.3.3 of the OIPF DAE specification [1].</p>
Download management	<p>If content download is supported, the <code>manageDownloads</code> attribute of the download capability shall have the value "samedomain".</p>	<p>See clause 9.3.4 of the OIPF DAE specification [1].</p>
Simultaneous demultiplexing of broadcast and broadband content	<p>Required (see clause 6.2.2.7).</p>	
Parental rating scheme	<p>Terminal shall at least support the scheme of a minimum recommended age encoded as per ETSI EN 300 468 [16].</p>	
Video scaling	<p>Terminals shall be able to present video at sizes down to 1/8 by 1/8 of the width and height of the logical video plane - equivalent to 160 x 90 pixels in the HbbTV® application graphics plane.</p> <p>Terminals shall be able to scale video down to 1/4 by 1/4 and should be able to scale video down to 1/8 by 1/8. For sizes between 1/4 by 1/4 and 1/8 by 1/8, terminals which cannot scale video shall crop the video instead and display it centered in the according video object of the HbbTV® application graphics plane.</p> <p>Terminals shall be able to scale video up to 2 x 2 of the width and height of the logical video plane. Within these limits, any arbitrary scaling factor shall be allowed. The aspect ratio of decoded video shall be preserved at all scaling factors.</p> <p>See OIPF DAE [1] annex H.2 for more information.</p>	

	Value	Additional information
Cookie support	<p>Cookies with an expiry date shall be stored in persistent memory. Terminals shall respect the expiry date of the cookie.</p> <p>Terminal shall follow IETF RFC 6265 [24] when implementing cookies support.</p> <p>Since clause 6.1 of IETF RFC 6265 [24] does not fix strict limits, the present document fix the following minimum capabilities that terminals shall simultaneously support:</p> <ul style="list-style-type: none"> • At least 4 096 bytes per cookie (as measured by the sum of the length of the cookie's name, value, and attributes). • At least 20 cookies per domain. • At least 100 cookies total. • At least 5 120 bytes for the "Set-Cookie" header. <p>Subject to the requirements of the same origin policy, the same store of cookies shall be accessible to an HbbTV[®] application regardless of whether it is broadcast-related or broadcast-independent, and regardless of the mechanism by which the application was launched, such as any of the mechanisms listed in clause 6.2.2.6.2.</p> <p>Terminals shall write data to persistent storage within 5 minutes of the terminal being put into standby.</p> <p>Terminals should write data to persistent storage soon after that data has been set or modified, e.g. within 30 seconds.</p>	As implied by IETF RFC 6265 [24], if a cookie or a "Set-Cookie" header is bigger than the maximum size supported by the terminal, it will be discarded, not truncated.
Web Storage	<p>The data stored through the Web Storage API shall be stored in persistent memory. Terminals shall support at least 8 MB of storage overall, with at least 1 MB being available to any individual domain, subject to sufficient overall space remaining.</p> <p>Terminals shall write data to persistent storage within 5 minutes of the terminal being put into standby.</p> <p>Terminals should write data to persistent storage soon after that data has been set or modified, e.g. within 30 seconds.</p>	
Simultaneous WebSocket connections initiated from the terminal	The number of WebSocket connections from the browser or user agent that can be open simultaneously.	Greater than or equal to 20.
FDP download performance	<p>Terminals shall be capable of downloading a minimum of two files simultaneously via FDP, and shall support a cumulated download bit rate of at least 5 Mb/s, measured over any 100 millisecond time period.</p> <p>Note that download via broadcast using FDP is likely to be removed in the next revision of the present document.</p>	
Browser HTTP cache	Terminals shall allocate at least 10 MB of storage to the browser HTTP cache (see clause 7.3.2.6).	
Service Workers cache	<p>The data stored through the Service Workers Cache API shall be stored in persistent memory. Terminals shall support at least 2 MB of storage per domain, for a minimum of 5 domains. Terminals shall write data to persistent storage within 5 minutes of the terminal being put into standby. Terminals should write data to persistent storage soon after that data has been set or modified, e.g. within 30 seconds. This persistent memory may be part of a common pool with other features using persistent memory.</p>	There may be less than this amount available for service workers if the same domain would store more persistent data than the minimum defined for those other features.
IP protocol support	Terminals shall support IPv4 [91] and may support IPv6 [i.33].	

An equivalent font is one for which all the following are true:

- The line height of both fonts is the same.
- The widths of the glyphs for corresponding character points are the same in both fonts (where the character point is defined in both fonts).
- The kerning tables contain the same values for both fonts where both of the character points in the pair are present in both fonts.
- Either the appearance of the glyphs is visually similar or they are valid glyph variants as defined by unicode.

10.2.2 User input

10.2.2.1 Key events

Implementations shall provide a mechanism for the end user to generate key events as defined in Table 12.

Table 12: Key events and their status

Button (for conventional remote controls)	DOM-2 Key Event.KeyCode	DOM KeyboardEvent.code (see [i.30])	Status	Availability
4 colour buttons (red, green, yellow, blue)	VK_RED, VK_GREEN, VK_YELLOW, VK_BLUE	"ColorF0Red", "ColorF1Green", "ColorF2Yellow", "ColorF3Blue"	Mandatory	Always available to applications
4 arrow buttons (up, down, left, right)	VK_UP, VK_DOWN, VK_LEFT, VK_RIGHT	"ArrowUp", "ArrowDown", "ArrowLeft", "ArrowRight"	Mandatory	Always available to applications
ENTER or OK button	VK_ENTER	"Enter"	Mandatory	Always available to applications
BACK button	VK_BACK	"BrowserBack"	Mandatory	Always available to applications
Number keys	VK_0 to VK_9 inclusive	"Digit0" to "Digit9" inclusive	Mandatory	Only available to applications once activated
Play, stop, pause	VK_STOP and either VK_PLAY and VK_PAUSE or VK_PLAY_PAUSE	"MediaStop" and either "MediaPlay" and "MediaPause" or "MediaPlayPause"	Mandatory	Only available to applications once activated except as defined in clause O.7.
Fast forward and fast rewind	VK_FAST_FWD VK_REWIND	"MediaFastForward" "MediaRewind"	Mandatory	Only available to applications once activated except as defined in clause O.7.
Record	VK_RECORD	"MediaRecord"	Mandatory if the PVR feature is supported, otherwise optional.	Only available to applications once activated except as defined in clause O.7.
TEXT or TXT or comparable button	Not available to applications	Not available to applications	mandatory	
2 program selection buttons (e.g. P+ and P-)	Not available to applications	Not available to applications	Optional	
WEBTV or comparable button	Not available to applications	Not available to applications	Optional	
EXIT or comparable button	Not available to applications	Not available to applications	Mandatory	

Key events which have a key code listed in Table 12 shall be available to all applications when requested through the `Keyset` object. Key events which do not have a key code listed in Table 12 shall be handled by the implementation and not delivered to applications.

The availability column indicates if the key events are always available to applications or only once the application has been activated. Key events listed as "Only available to applications once activated" shall be available to applications only once the user has activated the application. Applications AUTOSTARTed by the terminal shall be activated when they have received a key event. Other applications (e.g. broadcast-independent applications or ones signalled as PRESENT) shall be activated when launched. The key set of an application shall only contain keys that are available to the application at that time. If a key set is requested that includes keys not available to an application then that part of the request shall be discarded and only any remaining part of the request relating to available keys shall be processed. When an application becomes activated, the key set shall not automatically change, the application needs to call `Keyset.setValue()` in order to receive key events that were not previously available to it but now are. In all cases, applications shall only receive key events when they have focus as defined below.

Applications shall not rely on receiving any key events not requested through a `Keyset` object, for example when the end user is inputting text into an input field. However, the set of key events requested via a `Keyset` object only identifies the minimum set of keys that may be sent to an application, and so applications should not rely on receiving only those key events.

On up, down, left, right keydown events, terminals shall choose one of the following navigation mechanisms in the priority order listed below:

- Allow applications to capture the events and prevent the default action (known as "JavaScript navigation").
- A default navigation mechanism provided by the terminal which shall allow focus to be moved between navigable elements and allow all navigable elements to gain focus.

Applications shall set the `NAVIGATION` bit of the keyset object even if the navigation keys are only used for focus based navigation (including the CSS `nav-*` properties) and not used in JavaScript event handlers.

The context in which an HbbTV[®] application runs has more than one type of input focus:

- Focus within a document or page as defined in clause 7.4.3 of the HTML5 Recommendation [54].
- Whether the browser or user agent has input focus or whether something else in the terminal has input focus. This is referred to as "system focus" in the HTML5 Recommendation [54].
- If the browser or user agent supports running multiple documents at the same time then only one of these can have input focus at one time. This may be separate from whether the browser or user agent itself has input focus.

When the browser has "system focus" and the document corresponding to the HbbTV[®] application has input focus within the browser then the HbbTV[®] application shall have input focus. If either or both of these cease to apply then the HbbTV[®] application shall lose input focus until either the application terminates or both apply again. If an HbbTV[®] application loses input focus then a blur event shall be sent to the application's `Window` object. If an HbbTV[®] application that has lost input focus regains it then a focus event shall be sent to the application's `Window` object. An HbbTV[®] application that does not have focus shall not receive key events.

An HbbTV[®] application that is not visible (see clause 6.2.4) shall not have focus.

While an HbbTV[®] application has input focus, it shall receive all of the key events shown as "mandatory" in Table 12 that it has requested in its keyset. If any other feature of the terminal needs to use any of those key events then diverting any of those key events to that feature shall result in loss of input focus for the HbbTV[®] application. The HbbTV[®] application shall lose focus even if the other feature of the terminal concerned only uses, for example, left, right and enter or green.

If the other feature of the terminal only uses those key events temporarily and all the "mandatory" key events in Table 12 become available to the HbbTV[®] application then this shall result in the HbbTV[®] application regaining focus. Some examples of such a temporary loss of focus by the HbbTV[®] application could include conditional access UI dialogues, parental access control UI dialogues and trailer booking UI dialogues.

When the focus is on either:

- i) an `input` element of a type that accepts text input (e.g. `type="text"` or `type="search"`); or
- ii) a `textarea` element,

then all key events that can be generated by the "Text entry method" required by Table 11 "Minimum terminal capabilities" (e.g. virtual keyboard) shall be delivered to the element with focus regardless of whether those key events are in application's current KeySet.

10.2.2.2 Mouse and wheel events

If a terminal indicates that it has pointer support in the capability profile as defined in clause 9 of the OIPF DAE specification [1], implementations shall provide a mechanism for the end user to generate mouse events and may provide a mechanism for the end user to generate wheel events as defined in clause 9.3.24 of the OIPF DAE specification [1]. Any mouse or wheel events generated shall be dispatched to applications only once the application has been activated (see clause 10.2.2.1).

In all cases, applications shall only receive mouse and wheel events when they have focus as defined in clause 10.2.2.1.

Applications shall not rely on receiving any mouse or wheel events unless they have indicated that they support a pointer based interaction model by using the `keyset.supportsPointer` property in clause 7.2.5.2 of the OIPF DAE specification [1]. However, the set of mouse and wheel events defined by OIPF only identifies the minimum set of mouse and wheel events that may be sent to an application, and so applications should not rely on receiving only those mouse and wheel events.

10.2.3 Terminal functions

10.2.3.1 Favourites and bookmarks

The terminal should provide a feature to organize frequently used broadcast-independent interactive applications as bookmarks or favourites.

For the presentation of applications on manufacturer portals or in favourite lists the terminal may use a title and an icon specified in the HTML head section and the URL of the initial page of the application:

- The application name shall be defined by the HTML title element.
- The server delivering the application may use the HTTP Accept-Language header to adapt any textual information to the preferred language of the user.
- The linking to an application icon shall be done by an HTML `<link>` element with the following attributes. See also the W3C note on adding a Favicon to a site [i.4]:
 - `rel` - shall have the value 'icon';
 - `type` - shall contain the mime type of the image format;
 - `href` - shall be the URL of the image.
- The image format and mime types of the icon shall be as defined in clause 7.1.1.
- An application may have multiple icons for different aspect ratios, e.g. 4 by 3 and square. It is recommended that an application provides at least one icon with a square aspect ratio.

10.2.3.2 Streaming and Download

Terminals shall not permit persistent storage of broadband delivered content whose delivery was initiated using the streaming APIs (the A/V Control object or an HTML5 media element) whether streamed adaptively using MPEG DASH as defined in annex E or non-adaptively. Service providers who want to offer content for persistent download should use the download API.

Terminals may use persistent storage media to transiently buffer broadband delivered content for the purposes of multi-stream synchronization between the broadband delivered content and broadcast content.

Terminals that use persistent storage media for the purposes of time-shifting or recording broadcasts may use the same persistent storage media for time-shifting or recording broadband delivered content to be played back in synchronization with broadcast delivered content. Broadband delivered content that is stored in this way shall not be permitted to be presented separately from the broadcast content that it was synchronized with.

10.2.3.3 PVR

It is up to the terminal to decide whether PVR feature related calls are executed directly or if additional means to determine whether to allow the call for the application are employed, such as opening a dialog to query the user.

10.2.3.4 Download via broadcast using FDP

NOTE 1: Download via broadcast using FDP is likely to be removed in the next revision of the present document.

When the resources of the terminal (e.g. tuners) are concurrently required for performing a download via FDP and for TV viewing, priority shall always be granted to TV Viewing.

However, the present document is intentionally silent about priorities between download via FDP and PVR recording.

The terminal shall be able to wake up automatically from standby states when an availability window starts for a download via FDP which has been registered and is not completed, in order to perform/complete the corresponding download operation.

NOTE 2: Power management in general and in particular the definition of a standby state are outside the scope of the present document.

Performance requirements for file download via FDP are given in clause 10.2.1 of the present document.

10.2.4 HbbTV[®] reported capabilities and option strings

10.2.4.1 General structure

The `xmlCapabilities` property of the `application/oipfCapabilities` embedded object shall describe an XML document that conforms to the schema defined in clause A.2.15. The root element shall be `<profilelist>`.

Some of the capabilities reported are dynamic for some classes of terminal. For example, a `drm` element needs to be included to describe the CA capabilities of any *currently-inserted* CICAM and some terminals (particularly set top boxes) need to include `video_display_format` and `display_size` elements that depend on the capabilities of the *currently-connected* display.

10.2.4.2 Forward compatibility - Terminals

That XML document shall also conform to that schema with all the following modifications:

- 1) Optionally update the schema to any newer version of that schema in any standard released by ETSI. The version of schema to be used can be chosen by the terminal manufacturer, although testing may also use any newer version of the schema that is strictly backward compatible.
- 2) In the schema, remove all instances of `<xs:any>` or `<xs:anyAttribute>` that have `namespace="##targetNamespace"`.
- 3) In the schema, change all instances of `<xs:any>` or `<xs:anyAttribute>` that have `namespace="##any"` to have `namespace="##other"`.

NOTE 1: Do not use those schema modifications. They are only for testing HbbTV[®] terminals when using the latest version of the schema. It breaks forward-compatibility with newer terminals that implement newer versions of the schema. However, when conformance testing a terminal, the tester can ensure they are using the latest version of the schema, forward-compatibility is not needed, and any use of not-yet-defined XML elements is an error. The normal, unmodified schema will cause XML elements defined in a newer version of the schema to be ignored, which is what everyone else needs.

NOTE 2: Assuming HbbTV® ensures that each new schema version is strictly backward compatible with all previous versions, this allows testing to always use the latest version of the schema. The wording is carefully chosen so that if HbbTV® accidentally or deliberately releases a non-backward-compatible schema, existing TVs do not suddenly become non-compliant.

10.2.4.3 Forward compatibility - Applications

HbbTV® applications may assume that newer versions of the schema will use the same XML namespace name, and will be defined such that any XML document that validates against any released version of the schema will also validate against the latest version of the XML schema.

NOTE: However, if a bug is found before a new schema version has been widely implemented, HbbTV® may publish an errata that breaks compatibility only with that specific version of the schema.

Newer versions of the schema may:

- add new elements to be used in the `<ext>` element; and/or
- add new elements to be used at the end of the `<profilelist>` element, after all the currently-allowed elements; and/or
- add new attributes where the schema types include an `<anyAttribute>` element.

HbbTV® applications need to ignore any such elements and attributes that were not specified in the schema version they support.

The order of elements in the `<ext>` element may vary; applications should look for the specific element they want and cannot assume it is at any particular index in the `<ext>` element.

In the `<profilelist>` element:

- the order of the `<audio_profile>` elements in the group of `<audio_profile>` elements may vary;
- the order of the `<video_profile>` elements in the group of `<video_profile>` elements may vary;
- the order of the `<drm>` elements in the group of `<drm>` elements (if any) may vary.

Applications should look for the specific element they want, and cannot assume it is at any particular index in the group.

The `<html5_media>` and `<drm>` elements may appear either in the `<ext>` element or in the `<profilelist>` element or both. Applications should check both locations.

10.2.4.4 Third Party Extensions

Anyone may create separate XML schemas that specify additional elements or attributes. Those schemas shall use a different namespace name from the HbbTV®-defined namespace. They may be used as follows:

- Third-party elements may be used directly inside the `<ext>` element.
- Third-party attributes may be added to the root `<profilelist>` element.

In both cases, use of a namespace prefix is required. For example:

```
<profilelist xmlns="urn:hbbtv:config:oitf:oitfCapabilities:2017-1"
  xmlns:examplebroadcaster="http://example.com"
  xmlns:broadcastergroup="http://example.org"
  examplebroadcaster:specialFeature="true">
  <ui_profile name="OITF_HD_UIPROF+DVB_S+TRICKMODE">
    <ext>
      <broadcastergroup:numberOfWidgets>99</broadcastergroup:numberOfWidgets>
      <parentalcontrol schemes="dvd-si">true</parentalcontrol>
      <temporalClipping />
      <examplebroadcaster:greeting prime="3" language="English">
        <examplebroadcaster:short_message>
          Hi
        </examplebroadcaster:short_message>
    </ext>
  </ui_profile>
</profilelist>
```

```

        <examplebroadcaster:long_message>
            Hello, World.
        </examplebroadcaster:long_message>
    </examplebroadcaster:greeting>
    <examplebroadcaster:specsSupported />
    <clientMetadata type="dvb-si">true</clientMetadata>
    <examplebroadcaster:numberOfWidgets>42</examplebroadcaster:numberOfWidgets>
</ext>
</ui_profile>
<audio_profile name="MPEG1_L3" type="audio/mpeg" />
<audio_profile name="HEAAC" type="audio/mp4" />
<audio_profile name="MP4_HEAAC" type="audio/mp4" transport="dash" sync_tl="dash_pr" />
<video_profile name="MP4_AVC_SD_25_HEAAC" type="video/mp4" transport="dash"
sync_tl="dash_pr" />
<video_profile name="MP4_AVC_HD_25_HEAAC" type="video/mp4" transport="dash"
sync_tl="dash_pr" />
<video_profile name="MP4_AVC_SD_25_HEAAC_EBUTTD" type="video/mp4" transport="dash"
sync_tl="dash_pr" />
<video_profile name="MP4_AVC_HD_25_HEAAC_EBUTTD" type="video/mp4" transport="dash"
sync_tl="dash_pr" />
<video_profile name="TS_AVC_SD_25_HEAAC" type="video/mpeg" sync_tl="temi" />
<video_profile name="TS_AVC_HD_25_HEAAC" type="video/mpeg" sync_tl="temi" />
<video_profile name="MP4_AVC_SD_25_HEAAC" type="video/mp4" />
<video_profile name="MP4_AVC_HD_25_HEAAC" type="video/mp4" />
<html5_media>true</html5_media>
</profilelist>

```

HbbTV® applications need to ignore such elements and attributes unless they are designed to understand the specific namespace that is used.

NOTE: As a consequence of clause 10.2.4.2, third party XML elements may not be used anywhere except in the `<ext>` element, and third party XML attributes may not be used on any HbbTV®-defined XML element.

10.2.4.5 Namespaces

The root element of the XML document shall include the default namespace binding `xmlns="urn:hbbtv:config:oitf:oitfCapabilities:2017-1"`. The XML document shall not bind any prefixes to that namespace. Any namespace bindings used for third-party extensions shall be on the root element. Namespaces shall not be bound, unbound or rebound on other elements.

NOTE: Because of the rules above, the XML elements defined by HbbTV® cannot have a namespace prefix. Also, all namespace prefixes are defined on the root element, and the namespace prefixes are constant throughout the whole document. Applications may take advantage of these facts to use simpler code.

10.2.4.6 Document Type Definition

The "doctype" property of the "xmlCapabilities" property of the "application/oipfCapabilities" embedded object shall be null.

NOTE: This indicates that there is no Document Type Definition for the xmlCapabilities.

10.2.4.7 XML Contents

For a terminal supporting only the base level of features, the XML Document object provided by the `xmlCapabilities` property of the `application/oipfCapabilities` embedded object shall describe an XML document that when canonicalized according to the W3C XML Canonicalization specification [28] shall be equal to the canonicalized form of the following XML:

```

<profilelist xmlns="urn:hbbtv:config:oitf:oitfCapabilities:2017-1"
  xmlns:xsi="http://www.w3.org/2001/XMLSchema-instance"
  xsi:schemaLocation="urn:hbbtv:config:oitf:oitfCapabilities:2017-1 config-hbbtv-
oitfCapabilities.xsd">
  <ui_profile name="OITF_HD_UIPROF+DVB_S+TRICKMODE">
    <ext>
      <parentalcontrol schemes="dvb-si">true</parentalcontrol>
      <clientMetadata type="dvb-si">true</clientMetadata>
      <temporalClipping />
    </ext>
  </ui_profile>
  <audio_profile name="MPEG1_L3" type="audio/mpeg"/>

```

```

<audio_profile name="HEAAC" type="audio/mp4"/>
<audio_profile name="MP4_HEAAC" type="audio/mp4" transport="dash" sync_tl="dash_pr"/>
<video_profile name="MP4_AVC_SD_25_HEAAC" type="video/mp4" transport="dash"
  sync_tl="dash_pr" />
<video_profile name="MP4_AVC_HD_25_HEAAC" type="video/mp4" transport="dash"
  sync_tl="dash_pr" />
<video_profile name="MP4_AVC_SD_25_HEAAC_EBUTTD" type="video/mp4" transport="dash"
  sync_tl="dash_pr" />
<video_profile name="MP4_AVC_HD_25_HEAAC_EBUTTD" type="video/mp4" transport="dash"
  sync_tl="dash_pr" />
<video_profile name="TS_AVC_SD_25_HEAAC" type="video/mpeg" sync_tl="temi" />
<video_profile name="TS_AVC_HD_25_HEAAC" type="video/mpeg" sync_tl="temi" />
<video_profile name="MP4_AVC_SD_25_HEAAC" type="video/mp4" />
<video_profile name="MP4_AVC_HD_25_HEAAC" type="video/mp4" />
<html5_media>true</html5_media>
</profilelist>

```

"DVB_S" shall be replaced by the appropriate string(s) for the supported broadcast delivery system(s) separated by a '+' character where needed. "DVB_I" shall be used for DVB-I delivery as defined in ETSI TS 103 770 [96] and annex O.

Other parental control schemes in addition to "dvd-si" may be listed in the <parentalcontrol> element.

Only the video format profiles supported for broadband shall be listed.

As mentioned in Table 9, the terminal may also support E-AC3 audio, in which case the following elements shall be added after the elements listed in the <profilelist> element in the above XML:

```

<audio_profile name="MP4_E-AC3" type="audio/mp4" />
<audio_profile name="MP4_E-AC3" type="audio/mp4" transport="dash" sync_tl="dash_pr" />
<video_profile name="TS_AVC_SD_25_E-AC3" type="video/mpeg" sync_tl="temi" />
<video_profile name="TS_AVC_HD_25_E-AC3" type="video/mpeg" sync_tl="temi" />
<video_profile name="MP4_AVC_SD_25_E-AC3" type="video/mp4" />
<video_profile name="MP4_AVC_HD_25_E-AC3" type="video/mp4" />
<video_profile name="MP4_AVC_SD_25_E-AC3" type="video/mp4" transport="dash" sync_tl="dash_pr" />
<video_profile name="MP4_AVC_HD_25_E-AC3" type="video/mp4" transport="dash" sync_tl="dash_pr" />
<video_profile name="MP4_AVC_SD_25_E-AC3_EBUTTD" type="video/mp4" transport="dash"
  sync_tl="dash_pr" />
<video_profile name="MP4_AVC_HD_25_E-AC3_EBUTTD" type="video/mp4" transport="dash"
  sync_tl="dash_pr" />

```

Terminals that support HEVC UHD video as defined in clause 7.3.1.3 shall include the following video profiles:

```

<video_profile name="MP4_HEVC_UHD_25_HEAAC_EBUTTD" type="video/mp4" transport="dash"
  sync_tl="dash_pr"/>
<video_profile name="MP4_HEVC_UHD_25_HEAAC_EBUTTD" type="video/mp4" />

```

and, if E-AC3 audio is supported in the broadcast channel, shall additionally include the following video profiles:

```

<video_profile name="MP4_HEVC_UHD_25_E-AC3_EBUTTD" type="video/mp4" transport="dash"
  sync_tl="dash_pr"/>
<video_profile name="MP4_HEVC_UHD_25_E-AC3_EBUTTD" type="video/mp4" />

```

Terminals that support 8-bit HEVC HD video and not 10-bit HEVC HD video as defined in clause 7.3.1.3 shall include the following video profiles:

```

<video_profile name="MP4_HEVC_HD_25_8_HEAAC_EBUTTD" type="video/mp4" transport="dash"
  sync_tl="dash_pr"/>
<video_profile name="MP4_HEVC_HD_25_8_HEAAC_EBUTTD" type="video/mp4" />

```

and, if E-AC3 audio is supported in the broadcast channel, shall additionally include the following video profiles:

```

<video_profile name="MP4_HEVC_HD_25_8_E-AC3_EBUTTD" type="video/mp4" transport="dash"
  sync_tl="dash_pr"/>
<video_profile name="MP4_HEVC_HD_25_8_E-AC3_EBUTTD" type="video/mp4" />

```

Terminals that support 10-bit HEVC HD video as defined in clause 7.3.1.3 shall include the following video profiles:

```

<video_profile name="MP4_HEVC_HD_25_10_HEAAC_EBUTTD" type="video/mp4" transport="dash"
  sync_tl="dash_pr"/>
<video_profile name="MP4_HEVC_HD_25_10_HEAAC_EBUTTD" type="video/mp4" />

```

and, if E-AC3 audio is supported in the broadcast channel, shall additionally include the following video profiles:

```

<video_profile name="MP4_HEVC_HD_25_10_E-AC3_EBUTTD" type="video/mp4"
  transport="dash" sync_tl="dash_pr"/>

```

```
<video_profile name="MP4_HEVC_HD_25_10_E-AC3_EBUTTD" type="video/mp4" />
```

Terminals that support HDR for broadband delivered video according to ETSI TS 103 285 [45] shall include a `video_profile` element for each combination of video codec, audio codec, HDR technology and transport protocol supported with HbbTV®. Each such `video_profile` element shall include a `hdr` attribute each as defined in clause A.2.15. For example:

```
<video_profile name="MP4_HEVC_UHD_25_HEAAC_EBUTTD" type="video/mp4" transport="dash"
  sync_tl="dash_pr" hdr="urn:dvb:dash:bitstream:video:hdr_pq10" />
<video_profile name="MP4_HEVC_UHD_25_E-AC3_EBUTTD" type="video/mp4" transport="dash"
  sync_tl="dash_pr" hdr="urn:dvb:dash:bitstream:video:hdr_pq10" />
<video_profile name="MP4_HEVC_UHD_25_HEAAC_EBUTTD" type="video/mp4" transport="dash"
  sync_tl="dash_pr" hdr="urn:dvb:dash:bitstream:video:hdr_hlg10" />
<video_profile name="MP4_HEVC_UHD_25_E-AC3_EBUTTD" type="video/mp4" transport="dash"
  sync_tl="dash_pr" hdr="urn:dvb:dash:bitstream:video:hdr_hlg10" />
```

Terminals that support HFR according to clause 5.2.8 of ETSI TS 103 285 [45] shall include a `video_profile` element for each combination of video codec and frame rate, audio codec, HDR technology (if any) and transport protocol supported with HbbTV®. This shall be in addition to the `video_profile` element(s) for the standard frame rate version of the codec. For example:

```
<video_profile name="MP4_HEVC_UHD_HFR_25_HEAAC_EBUTTD" type="video/mp4" transport="dash"
  sync_tl="dash_pr" hdr="urn:dvb:dash:bitstream:video:hdr_hlg10" />
<video_profile name="MP4_HEVC_UHD_HFR_25_HEAAC_EBUTTD" type="video/mp4" transport="dash"
  sync_tl="dash_pr" hdr="urn:dvb:dash:bitstream:video:hdr_pq10" />
```

Terminals that support NGA according to clause 6.7 of ETSI TS 103 285 [45] and either or both of clauses 6.3.2 or 6.8 of ETSI TS 103 285 [45] shall include a `video_profile` element for each combination of video codec and frame rate, audio codec, HDR technology (if any) and transport protocol supported with HbbTV®. Audio format labels for NGA codecs are defined in Table 9a of the present document. For example:

```
<video_profile name="MP4_HEVC_HD_25_10_AC4-CIP_EBUTTD" type="video/mp4" transport="dash"
  sync_tl="dash_pr" />
<video_profile name="MP4_HEVC_HD_25_10_AC4-C_EBUTTD" type="video/mp4" transport="dash"
  sync_tl="dash_pr" />
<video_profile name="MP4_HEVC_HD_25_10_MPEGH_EBUTTD" type="video/mp4" transport="dash"
  sync_tl="dash_pr" />
```

NOTE 1: It is expected that terminals supporting AC4-CIP will also support AC4-C. This does not remove the requirement to have a `video_profile` element for both AC4-CIP and AC4-C as shown above.

Terminals that support NGA delivered as MRMP as defined in ETSI TS 103 285 [45] shall include an additional protocol name of "dash-mrmp" in the transport attribute. For example:

```
<video_profile name="MP4_HEVC_HD_25_10_AC4-CIP_EBUTTD" type="video/mp4"
  transport="dash dash-mrmp" sync_tl="dash_pr" />
<video_profile name="MP4_HEVC_HD_25_10_AC4-C_EBUTTD" type="video/mp4"
  transport="dash dash-mrmp" sync_tl="dash_pr" />
<video_profile name="MP4_HEVC_HD_25_10_MPEGH_EBUTTD" type="video/mp4"
  transport="dash dash-mrmp" sync_tl="dash_pr" />
```

The support of the DRM feature shall be indicated by the addition of one or more `<drm>` elements (as defined in clause 9.3.10 of the OIPF DAE specification [1] and the present document) to the end of the `<profilelist>` element in the above XML. For example:

```
<drm DRMSystemID="urn:dvb:casystemid:12345">TS_PF</drm>
```

The support of one or more CA systems on a CICAM shall be indicated using the `<drm>` element defined in annex F of the OIPF DAE specification [1] and providing the `protectionGateways` attribute with "ci+" string. All of the CA systems exposed by the CICAM using the `ca_info` APDU shall be listed in this way. For example:

```
<drm DRMSystemID="urn:dvb:casystemid:12345" protectionGateways="ci+">TS_PF</drm>
```

The `<video_profile>` and `<audio_profile>` elements are extended with an optional attribute "sync_tl". The `<video_profile>` element is extended with an optional attribute "hdr".

When present, the value of the "sync_tl" attribute shall be a space separated concatenation of one or more option strings denoting types of timelines. The values of the option strings and the types of timelines that they correspond to are defined in Table 12a. The types of timeline listed in Table 12a are defined in clause 13.4.

Table 12a: Values of sync_tl attribute option strings

option string in sync_tl attribute	Type of timeline denoted by the option string
pts	MPEG-TS Presentation Timestamps
ct	ISOBMFF Composition Time
temi	MPEG-TS Timed External Media Information
dash_pr	MPEG DASH Period-Relative Timeline

The value of the `sync_tl` attribute (when present in an element describing an audio or video profile) indicates the types of timeline that the terminal supports for use with the `MediaSynchroniser` API for a media object that represents:

- any broadband stream matching the profile; or
- any broadband stream matching the profile but where some, but not all, of the audio, video and subtitle components defined in the profile are not present in the stream.

NOTE 2: If no types of timeline are indicated as supported for a given profile of broadband stream, then by implication it is not possible to use that stream with the `MediaSynchroniser` API and therefore by implication not possible to use that stream for multi-stream or inter-device synchronization.

When present, the value of the "hdr" attribute shall be a URI. The values of this attribute corresponding to the HDR technologies included in ETSI TS 103 285 [45] shall be the URNs defined in Table 12b. Other values may be present.

Table 12b: Values of hdr attribute for technologies in ETSI TS 103 285 [45]

HDR technology from ETSI TS 103 285 [45]	URN
HLG10 as defined in clause 5.2.6	urn:dvb:dash:bitstream:video:hdr_hlg10
PQ10 as defined in clause 5.2.7	urn:dvb:dash:bitstream:video:hdr_pq10

In addition to the values defined for the transport attribute in clause 9.3.11 of the OIPF DAE specification [1], the "dash-mrmp" attribute shall indicate support for the MRMP option for transporting NGA as defined in ETSI TS 103 285 [45].

This schema extends the set of capabilities that can be indicated by a terminal to include graphics performance by adding a new

The graphics performance of the terminal is indicated using the `<graphicsPerformance>` element for which the following semantics shall apply.

The `<graphicsPerformance>` element indicates that the terminal declares its graphics performance. This element has the following attribute:

- attribute "level": if the `<graphicsPerformance>` element is present, this attribute SHALL include a non-empty space separated list of the graphics performance levels with which the terminal complies, encoded as one or more URNs. For terminals conforming to a performance level as defined in clause 12.1 of the OIPF DAE specification [1] and modified by annex A of the present document, the value of the `level` attribute shall be the corresponding URN specified in Table 12c.

Table 12c: HbbTV® Graphics Performance Levels

Performance Level	URN
Level 1	urn:hbbtv:graphics:performance:level1
Level 2	urn:hbbtv:graphics:performance:level2

Terminals that do not comply with any of the graphics performance levels referred to above shall not include the `<graphicsPerformance>` element.

The value of the `<broadcast>` element shall be a URN that indicates a technology supported in the broadcast channel. For each broadcast video and audio technology listed in ETSI TS 101 154 [14], the URN shall be the name of the corresponding term in the `urn:dvb:metadata:cs:VideoConformancePointsCS:2017` and `urn:dvb:metadata:cs:AudioConformancePointsCS:2017` classification scheme as defined in DVB Metadata [70].

Terminals shall list the video and audio technologies that they support for the broadcast as a list of `<broadcast>` elements, one element per supported technology. The list shall be the same for both broadcast-related and broadcast-independent applications. For example:

```
<broadcast>urn:dvb:broadcast:ird:video:25_Hz_H.264_AVC_HDTV_IRD</broadcast>
<broadcast>urn:dvb:broadcast:ird:video:50_Hz_HEVC_HDTV_8-bit_IRD</broadcast>
<broadcast>urn:dvb:broadcast:ird:video:50_Hz_HEVC_HDTV_10-bit_IRD</broadcast>
<broadcast>urn:dvb:broadcast:ird:video:HEVC_UHDTV_IRD</broadcast>
<broadcast>urn:dvb:broadcast:ird:audio:MPEG-1_and_MPEG-2_backwards_compatible</broadcast>
<broadcast>urn:dvb:broadcast:ird:audio:AC-3_and_enhanced_AC-3</broadcast>
<broadcast>urn:dvb:broadcast:ird:audio:MPEG-4_AAC_family</broadcast>
```

The present document does not require terminals to support all combinations of all technologies listed in `<broadcast>` elements. For example, older video and audio codecs may only be supported in combination with each other and similarly for newer video and audio codecs.

Terminals that can decode UHD video shall include one or more elements of the following form to describe the highest quality video formats that can be displayed:

```
<video_display_format width="w" height="h" frame_rate="f" bit_depth="b" colorimetry="c-list"/>
```

where `w`, `h`, `f` and `b` are integer values such that video content that complies with the requirements of the present document and has a combination of resolution, frame rate and bit depth that do not exceed the values indicated can be expected to be reproduced on the display without loss of resolution, frame rate or bit depth, and where `c-list` is a list of strings defining the colour primaries and matrix coefficients that are supported with these values. `c-list` may include "bt709" to indicate a capability for BT.709 [84] colour primaries and matrix coefficients, and/or "bt2020" to indicate a capability for BT.2020 [85] non-constant luminance colour primaries and matrix coefficients. `c-list` may be empty if the colorimetry capabilities are unknown. An empty colorimetry list shall not be used to describe an integrated display, nor for an HDMI-connected display that indicates the colorimetry that it supports.

Based on the requirements of ETSI TS 103 285 [45] clause 10.14, a terminal is considered to have a capability for BT.2020 [85] colour if either (a) the terminal has an integrated display and the picture that is displayed when BT.2020 [85] is signalled is different from the picture displayed when BT.709 [84] colour is signalled for an otherwise identical elementary stream, or (b) the terminal does not have an integrated display but is connected to an HDMI sink that indicates support for BT.2020 [85] and the terminal passes BT.2020 [85] pictures over the HDMI connection with BT.2020 colorimetry.

NOTE 3: The `video_display_format` elements represent the kinds of video content that can be fully displayed, not what can be decoded. Decoding capabilities are expressed separately through the `video_profile` elements.

More than one `video_display_element` shall be included if the capabilities of the terminal (in its current configuration on any of its integrated or currently-connected displays) cannot be described by a single element.

EXAMPLE 1: Some terminals may support a bit depth of 10 for resolutions up to and including HD and only a bit depth of 8 for resolutions above HD. Such terminals would need two `video_display_elements` to describe this correctly.

At least one `video_display_format` element shall be present for each frame rate family (50 Hz or 60 Hz) that the terminal uses for video display.

The `video_display_format` elements included shall change whenever the video display capabilities change. This may occur when a different display is connected or when user preferences are changed.

If the terminal changes the display format based on the frame rate or resolution of content being played, multiple display formats may need to be present to describe the video formats that can be expected to be displayed without loss of resolution, frame rate, bit depth or colour. If the terminal uses a fixed display format, even if that format is chosen based on user preferences, a single display format shall be present representing the format that is currently in use.

If the signal path from the video decoder to the display involves the use of different resolutions, frame rates, bit depths, or colorimetry, the values used in the `video_display_format` elements shall reflect the most constraining values.

EXAMPLE 2: A set top box is connected using HDMI to a legacy UHD display that supports 1920x1080p50 at 10 bits per channel and 3840x2160p50 at 8 bits per channel with support for BT.709 [84] only. The set top box operates in a manner such that either of these display modes could be selected dynamically depending on the resolution of the video content being presented. The XML capabilities document contains:

```
<video_display_format width="1920" height="1080" frame_rate="50" bit_depth="10"
  colorimetry="bt709" />
<video_display_format width="3840" height="2160" frame_rate="50" bit_depth="8"
  colorimetry="bt709" />
```

In this example, the formats cannot be expressed in a single element because the bit depth supported is different for HD and UHD content.

EXAMPLE 3: A set top box is connected using HDMI to a legacy UHD display that supports 1920x1080p50 at 10 bits per channel and 3840x2160p50 at 8 bits per channel with support for BT.709 [84] only. The set top box operates in a manner such that the 3840x2160p50 mode is used whatever the format of video content being presented. The XML capabilities document contains:

```
<video_display_format width="3840" height="2160" frame_rate="50" bit_depth="8"
  colorimetry="bt709" />
```

EXAMPLE 4: A terminal has an integrated display that supports resolutions up to 3840x2160. For resolutions up to 1920x1080, it can display at 100 Hz (HFR) and for higher resolutions can support up to 50 Hz. It supports 10 bits per channel together with both BT.709 [84] and BT.2020 [85] in all cases. The XML capabilities document contains:

```
<video_display_format width="1920" height="1080" frame_rate="100" bit_depth="10"
  colorimetry="bt709 bt2020" />
<video_display_format width="3840" height="2160" frame_rate="50" bit_depth="10"
  colorimetry="bt709 bt2020" />
```

EXAMPLE 5: A terminal has an integrated display that supports resolutions up to 3840x2160 and for all such resolutions, supports frame rates up to 100 Hz (HFR) at 10 bits per channel with both BT.709 [84] and BT.2020 [85]. The XML capabilities document contains:

```
<video_display_format width="3840" height="2160" frame_rate="100" bit_depth="10"
  colorimetry="bt709 bt2020" />
```

Terminals with a built-in or HDMI-connected display shall include one or more elements of the following form to describe the size of display:

```
<display_size width="w" height="h" measurement_type="t" />
```

where *w* and *h* are integer values describing the horizontal width and vertical height of the display respectively, both in units of centimeters, and *t* is a string taking one of the following values:

- "built-in", where the display forms an integral part of the terminal. In this case, the width, *w*, and height, *h*, shall be accurate to within 5 cm.
- "hdmi-accurate", where the display is connected by HDMI and the width, *w*, and height, *h*, are reported by the display as being accurate to within 5 cm or less.
- "hdmi-other", where the display is connected by HDMI and the width, *w*, and height, *h*, are not reported as accurate to within 5 cm.

NOTE 4: HDMI carries display size information in the Maximum Image Size fields of EDID Block 0. Image Size accuracy information is carried in the HDMI extensions in the CTA Data Block within the EDID.

All terminals with a built-in or HDMI-connected display shall include one such element representing the terminal's primary display. Terminals that have, or are connected to more than one display may optionally include additional elements describing other displays. The meaning of "primary display" in this context is implementation dependent but would normally be the built-in display if there is one, or the active display that has the best quality.

NOTE 5: Where a display_size element has measurement_type="hdmi-other", the indicated measurements for may nonetheless be representative for some connected displays, but for others, they may bear no relation whatsoever to the actual size of the screen. Applications should treat such measurements as unreliable.

No `display_size` element is required for displays that are connected by means other than HDMI (such as SCART or DVI).

Terminals that can output multi-channel audio or support any audio pass-through mode shall include an element of the following form to describe current audio output capabilities of the terminal:

```
<audio_system audio_output_format="audio-type" pass_through="passthrough-status"/>
```

Where `audio-type` is a string containing one of the following:

- "stereo" - the terminal and any connected devices known to it only have active stereo audio outputs; any multi-channel audio sources will be downmixed. An expertly mixed stereo audio source can be expected to give a better audio experience than a multi-channel source, which the terminal would just downmix to stereo.
- "multichannel" - the terminal has one or more active multi-channel audio outputs and multi-channel audio is enabled by terminal settings; multi-channel audio sources should be heard without downmixing to stereo. The terminal may be outputting multi-channel audio directly or sending it to an external device which supports the format.
- "multichannel-preferred" - the conditions for "multichannel" do not apply but the terminal believes that it can produce a better audio experience if the application provides a multi-channel audio source than if the application provides an expertly mixed stereo source.

and `passthrough-status` is one of the following:

- "true" - the terminal's audio outputs are operating in a pass-through mode in which broadcast or broadband audio bitstreams are output directly by the terminal without modification. In this mode, the effects of playing audio from the WebAudio API or using the audio volume APIs are not expected to be heard.
- "false" - the terminal is not operating in a pass-through mode. Audio playback using the WebAudio API and application control of audio volume will function normally.

NOTE 6: The XML configuration is only indicative for the time that it is read. System state such as "passthrough" can change at any time.

Where terminals support forward playback using an HTML5 media element with a `playbackRate` other than 1.0 when using a `MediaSource` object in a manner such that (a) the requested playback speed is achieved to within $\pm 5\%$ of the value of `playbackRate`, (b) within a certain range of `playbackRate` there is no change to the pitch of any audio that is present and (c) the playback speed achieved is greater than 1.0 when `playbackRate` is greater than 1.0 and less than 1.0 when `playbackRate` is less than 1.0, an element of the following form shall be included:

```
<html5_media_variable_rate min="rate" max="rate"/>
```

where the `min` and `max` attributes values describe the positive range of `playbackRate` under which the above conditions (a) and (b) will be met, provided that the video and audio is such that it can remain within the profile and level constraints of the terminal's decoder.

Terminals supporting the JSON-RPC WebSocket server shall include one and only one `<json_rpc_server>` element:

```
<json_rpc_server url="ws-url" version="spec-version"/>
```

Where `ws-url` is the URL of the local JSON-RPC WebSocketServer and `spec-version` is the specification version that the server supports as described in clause 9.9.2.1.

NOTE 7: Applications should not persistently store (for example in `WebStorage`) the location information for future use, as the location published by the terminal is likely to vary over time.

10.2.4.8 Option strings

The strings defined in Table 13 shall be used to indicate which options are supported by a terminal. They shall be used:

- In the HTTP `User-Agent` header for applications data retrieval through HTTP.

- In the `ui_profile` element's `name` property of the `xmlCapabilities` property of the `application/oipfCapabilities` embedded object.
- As parameters of the `hasCapability()` method of the `application/oipfCapabilities` embedded object to dynamically query the options supported by the terminal.

NOTE: Some of the strings defined in the clause intentionally match with the "UI Profile Name Fragment" strings defined in the OIPF DAE specification [1].

Table 13: HbbTV® Option Strings

Option string	Meaning
"DL"	Support for file download feature.
"PVR"	Support for PVR feature.
"DRM"	Support for the DRM feature - specifically that the XML capabilities include a <code><drm></code> element as defined below (see note).
"IPC"	Support for the "IP delivery CICAM player mode" as defined in the DVB Extensions to CI Plus ETSI TS 103 205 [37].
"AFS"	Support for the CICAM Auxiliary File System as defined in the DVB Extensions to CI Plus ETSI TS 103 205 [37].
NOTE:	"DRM" has a specific meaning in OIPF which it does not have in the present document.

10.2.5 Void

10.2.6 Parental access control

10.2.6.1 Broadcast channel

Terminals shall support parental access control for the broadcast TV content and application as required for the markets in which the products are to be sold or deployed. The details of this are outside the scope of the present document. The OIPF DAE specification [1] includes two mechanisms for handling parental access control. There is a mechanism based on signalling in the broadcast being compared with a parental rating threshold set in the terminal. There is an optional mechanism based on the user manually locking a channel (i.e. that does not rely on any signalling). The following shall apply if access to broadcast TV content and/or application is blocked as a result of either mechanism:

- If access to broadcast TV content is blocked when changing to a channel due to either of the above mechanisms being followed, the state machine defined in Table 8 of the OIPF DAE specification [1] shall be followed:
 - Specifically, the presenting state is not entered, a transient error occurs leaving the video/broadcast object in the connecting state.
 - If the terminal provides a mechanism to authorize access to TV content (e.g. entering a PIN code) then the following shall apply:
 - If the user successfully authorizes access then the video/broadcast object recovers from the transient error and enters the presenting state.
 - Otherwise the video/broadcast object eventually has a permanent error and enters the unrealized state.
 - If the terminal does not provide a mechanism for the user to authorize access for the specific mechanism that resulted in content being blocked then the video/broadcast object shall have a permanent error immediately.
- If access to broadcast TV content becomes blocked while a channel is selected, this shall be reported to any running HbbTV® application which has registered a listener for a `ParentalRatingChange` event.

The following shall apply if access to broadcast applications is blocked as a result:

- If access to an application in the broadcast AIT is blocked and the launch of this application is due to the behaviour defined in clauses 6.2.2.2 and 6.2.2.3, then the rules defined in those clauses apply.

- If access to an application in the broadcast AIT is blocked and the launch of this application is being requested by another application, then this launch request shall fail and the application shall not be loaded or run.

In terminals where CI or CI Plus [12] is supported, the CICAM may also enforce parental access control for the broadcast channel.

10.2.6.2 Broadband delivered content

Applications offering access to streaming on-demand content shall obtain the parental rating system threshold set on the terminal and only stream appropriate content to the terminal.

In spite of the above, the present document requires the terminal to react to signalled parental rating information in some circumstances. Some combinations of system formats and media APIs permit parental rating information to be associated with broadband streamed content. Where the present document requires support for the location where that parental rating information may be carried and where parental rating information is provided in a parental rating scheme that the terminal supports then this shall be checked. Terminals shall not just ignore such information assuming that applications comply with the above requirement.

The content access descriptor has an optional `<ParentalRating>` element which can be used to carry parental rating information associated with the content that it references.

Particularly for live content, clause 9.1.2.3 of ETSI TS 103 285 [45] defines how parental rating information can be carried using the DASH event mechanism. In markets where the DVB-SI parental rating descriptor is used in the broadcast, terminals shall react to these DASH events in the same way as they react to the DVB-SI parental rating descriptor in the broadcast channel. In markets where the DVB-SI parental rating descriptor is not used in the broadcast, terminals may enforce the parental rating information carried in these DASH events.

- NOTE: It is implementation dependent whether presentation of content is paused while any parental access authorization is obtained (in which case presentation would start or resume behind the live edge) or if content is discarded (so that presentation starts or resumes at the live edge).

In terminals where CI or CI Plus [12] is supported, the CICAM may also enforce parental access control for streamed content.

10.2.6.3 Downloaded content

Broadcasters and service providers offering content for download shall populate the otherwise optional `<parentalRating>` element in the content access descriptor with the correct value for each content item downloaded. When playing back a downloaded content item, terminals shall compare the value in the `<parentalRating>` element in the content access descriptor used to download the content item with the current parental rating system threshold and only play appropriate content. In markets where the DVB-SI parental rating descriptor is used in the broadcast, terminals shall support the use of that parental rating scheme for downloaded content. In markets where the DVB-SI parental rating descriptor is not used in the broadcast, terminals should support an appropriate parental rating scheme for downloaded content.

- NOTE: The definition of what content is appropriate is outside the scope of the present document. Typically this could be any content under the threshold or content above the threshold where the end-user has entered a PIN.

If playback which was initiated by an HbbTV[®] application is blocked following such a comparison:

- If the playback was initiated using an A/V Control object then the object shall enter play state 6 (error) with the `error` property set to 7 ("content blocked due to parental control") and an `onParentalRatingChange` event posted.
- If the playback was initiated using an HTML5 video element then the `error` property of the video element shall be set to a `MediaError` with the code set to `MEDIA_ERR_DECODE` and fire an error event at the media element.

In terminals where CI or CI Plus [12] is supported, the CICAM may also enforce parental access control for downloaded content.

10.2.6.4 PVR

Broadcasters and service providers whose applications create `Programme` objects and pass them to the `record(Programme programme)` method of the `application/oipfRecordingScheduler` object shall populate the `parentalRating` property of the `Programme` object. Terminals shall obtain the parental rating information from DVB-SI (or an alternative source if one is supported and in use) at the time of recording and store this with the scheduled recording in the system and copy it to the in-progress recording once the recording process starts. This shall override any parental rating information provided earlier in the recording process. Where a recording is scheduled using the `recordAt()` method or started using the `recordNow()` method, the parental rating assigned to the recording shall be the most restrictive value encountered during the recording process.

Before playing back a recording, terminals shall compare the parental rating stored with the recording with the current parental rating system threshold and shall only play appropriate content.

NOTE: The definition of what content is appropriate is outside the scope of the present document. Typically this could be any content under the threshold or content above the threshold where the end-user has entered a PIN.

If playback which was initiated by an HbbTV® application is blocked following such a comparison:

- If the playback was initiated using an A/V Control object then the object shall enter play state 6 (error) with the `error` property set to 7 ("content blocked due to parental control") and an `onParentalRatingChange` event posted.
- If the playback was initiated using an HTML5 video element then the `error` property of the video element shall be set to a `MediaError` with the code set to `MEDIA_ERR_DECODE` and fire an error event at the media element.

When playing back an in-progress recording, if the parental rating value of the recording changes, the terminal shall:

- Dispatch a `ParentalRatingChange` event.
- Compare the new parental rating value with the current parental rating threshold and, if the content has become inappropriate, the A/V Control object shall enter play state 6 (error) with the `error` property set to 7 ("content blocked due to parental control").

In terminals where CI or CI Plus [12] is supported, the CICAM may also enforce parental access control for recorded content.

10.2.6.5 Synchronization and parental access control

If access to media content presented by a video/broadcast object, an HTML5 media element or an A/V Control object is blocked by the terminal due to parental access control then:

- If it represents master media (it was passed to a `MediaSynchroniser` via the `initMediaSynchroniser()` method) then this shall result in a permanent error of the `MediaSynchroniser` (see clause 13.3.8) with an error being triggered with error number 14.
- If it represents other media (it was added to a `MediaSynchroniser` via the `addMediaObject()` method) then this shall result in a transient error of the `MediaSynchroniser` (see clause 13.3.7) and the object shall be removed as if an application had called the `removeMediaObject()` method and an error event triggered with error number 2.

10.2.7 Component selection

10.2.7.1 General

Where more than one component of a media type (i.e. video, audio, subtitles) is available, selection of which one or ones should be presented may be done either by the HbbTV® terminal or by the HbbTV® application or by both.

The terminal shall always perform a default selection of components to present from all of the available components. This is described in clause 10.2.7.2 below. A running HbbTV® application may override the default selection as described in clause 10.2.7.3 below. There is no linkage between how selection of different media types is done; an application may override the default selection for any one media type, any two media types or all or none to modify the presentation of the media to the user.

Figure 19 shows a logical model for the component selection controls for subtitles, illustrating how user settings and application APIs interact with the state maintained by the terminal.

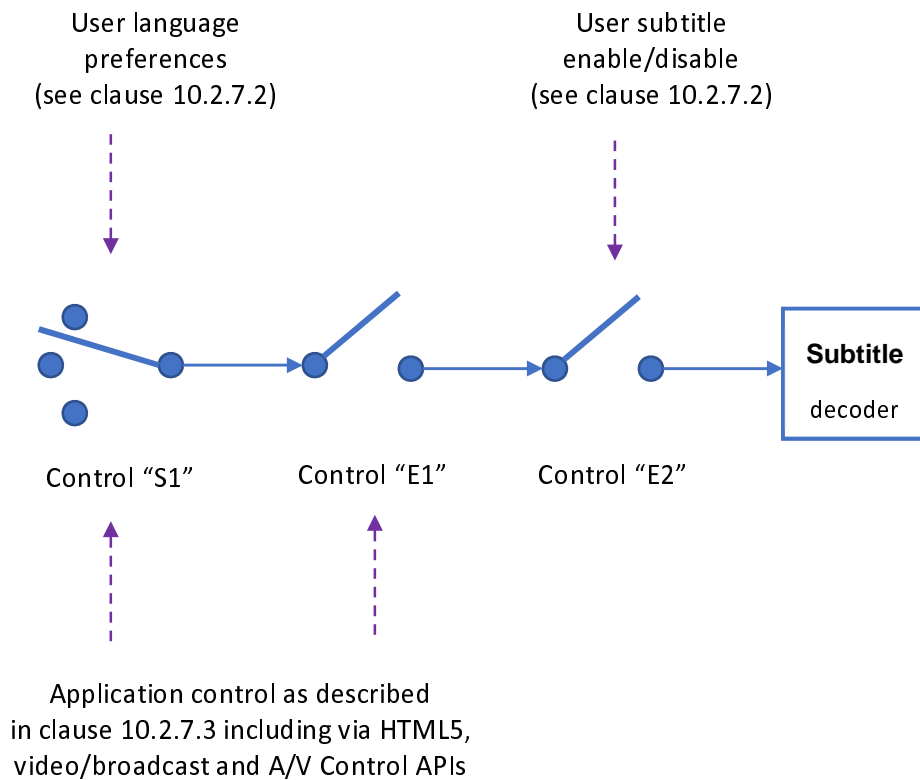


Figure 19: Logical model for component selection controls for subtitles

Selection control **S1** determines which of the available subtitle streams is selected for possible presentation. At any one time, this control is either under the control of the terminal, according to user language preferences (see clause 10.2.7.2) or under application control and influenced by the relevant component selection APIs (see clause 10.2.7.3). The circumstances under which control passes from one to the other are described in clause 10.2.7.3.

Enabling control **E1** is the application's control over whether subtitles are presented. It is 'closed', enabling subtitles, unless an application is running and all available subtitle components are deselected (via the `unselectComponent` method of a video/broadcast or A/V control object, or by setting the mode attribute of all `TextTracks` linked to an HTML5 media element to 'disabled' or 'hidden'). The user does not have any ability to control this setting directly. Moreover, this control is influenced solely by the application state and the action of application APIs and may be 'open', disabling subtitles, even when component selection is under the control of the terminal (as in clause 10.2.7.2).

Enabling control **E2** is the user's control over whether subtitles are presented. It may be changed when the user changes terminal subtitle preferences. An HbbTV® Application does not have any ability to control this setting but its current setting may be read using the `subtitlesEnabled` property of the Configuration class (see clause A.2.20.1).

Controls **S1** and **E2** are separate logical controls but may be operated through a combined terminal user interface that offers both language choices and an option to select no subtitles.

Applications may influence both **S1** and **E1** and a single API call may cause either or both of these controls to change. The current state of components as seen by the application shall correctly reflect the state of both **S1** and **E1**. That is, if **E1** is 'open', the relevant APIs and events shall indicate that no component is selected for presentation, regardless of the current state of **S1**.

The set of components that are available for this selection depends on how media is being presented. Four scenarios are defined:

- A single presentation is in progress using a single media object. In this case, the components that are available are those found in the input or source to that media object. For an HTML5 media element, these are the `VideoTracks`, `AudioTracks` and `TextTracks`. For an A/V Control object or a video/broadcast object, these are the `AVComponents`.
- A single presentation is in progress using more than one media object synchronized using multi-stream synchronization as defined in clause 10.2.8 of the present document. In this case, the components that are available are the union of those in the master media object and all the other media objects attached to the `MediaSynchroniser` that were not added with the `multiDecoderMode` argument set to true.
- Multiple presentations are in progress using more than one media object synchronized using multi-stream synchronization as defined in clause 10.2.8 of the present document. The application can choose this type of presentation by adding media objects to the `MediaSynchroniser` with the `multiDecoderMode` argument set to true. In this case, the terminal treats each such media objects as single presentations.
- Multiple presentations are in progress using more than one media object without synchronization.

NOTE: Support for multiple presentations is optional in the present document and depends on the support for multiple decoders.

Components in media objects attached to the `MediaSynchroniser` using `addMediaObject` shall not be available for component selection if any of the following apply:

- While the time in the media element timeline is in the period before the "earliest possible position" (as defined in HTML5 [54]) in the media resource for that component.
- While the time in the media element timeline is in the period after the end of the media resource (as defined in HTML5 [54]) for that component; if no media can be presented at the `currentTime` of the `MediaSynchroniser`.
- If the component cannot be presented by the terminal for any reason.

10.2.7.2 Component selection by the terminal

It is the responsibility of the terminal to choose for presentation to the user the most appropriate default components from those available in the media object(s), based on the user's preferences (e.g. audio language). The terminal shall present to the user the default components of those component types which are selected; this selection shall also be based on user preferences (e.g. subtitles on/off). The terminal shall take into account all components whether available on broadcast or broadband.

If the components available within a presentation change and selection of one or more media type is being done by the terminal, then the terminal may choose a component, previously not selected, for presentation to the user, for example if that component fits better with the user's preferences.

In particular, when a new media object is added to a `MediaSynchroniser`, the terminal shall re-evaluate the default selection of presented components and component types including all of the components that make up that media object (as well as the existing media objects added to the `MediaSynchroniser`). Likewise, the removal of a media object from a `MediaSynchroniser` shall cause the terminal to re-evaluate which components to be presented by default.

Terminals shall support a method for the user to enable and disable subtitles and to select at least one preferred subtitle language. Terminals shall use this information when playing content to determine whether to present subtitles and to select between multiple subtitles when they are available.

If display of subtitles is disabled using this method, use of the component selection API to select a subtitle component will not result in those subtitles being displayed.

NOTE 1: Applications may use the property `subtitlesEnabled` as defined in clause A.2.20 to check whether selecting subtitle components is currently possible or the user has to enable this through a terminal UI.

Terminals shall support a method for the user to enable and disable audio description streams as defined in clause 7.1.2 of the present document. Terminals shall use this information when playing content to determine whether to present audio description streams instead of the normal audio (or in addition to the normal audio where receiver mix audio description is supported).

This method may also be used to select other audio streams for example clean audio or alternative audio languages.

If either or both of the subtitle components or the audio description components available in the content change and a previously selected component is no longer available, then the terminal should re-evaluate the subtitle or audio description component selection as applicable based on the user preferences.

NOTE 2: Use of the terminal's audio description selection mechanism by the user may change the selected audio track. Applications using an HTML5 media element should register a listener for 'change' events on the `AudioTrackList` object if they need to be aware of such changes.

The terminal shall present to the user the default selection of components unless the application overrides it (see clause 10.2.7.3).

10.2.7.3 Component selection by the application

Terminals shall allow applications to change the terminal-derived component selection and discover the presentation status using the methods defined in clause 7.16.5 of OIPF DAE [1] and in clauses 4.7.10.10.1 and 4.7.10.12.5 of HTML5 [54].

If selection of one or more media type has been done by the application on a media object and that media object is subsequently added to a `MediaSynchroniser` with the `multiDecoderMode` argument set to true, then the selected components shall continue to be selected as described in this clause.

If an application selects a new component for a media element that was added to a `MediaSynchroniser` using the single decoder model (`multiDecoderMode=false`), then the terminal shall unselect any component of the same type (audio, video or subtitles) previously presented by any media object that is part of the same single presentation of the `MediaSynchroniser` as defined in clause 10.2.7.1.

The terminal shall maintain such changes made by an application until one of the following occurs:

- the application terminates:
 - in which case component selection shall revert to the control of the terminal;
- the application makes a further change:
 - in which case the behaviour shall be as defined by the API where that change was made;
- a component, selected by the application, is being presented and is part of a video/broadcast object or an A/V Control object or an HTML5 media element or a `MediaSynchroniser` object (as appropriate) which is destroyed:
 - in which case component selection for that component type shall revert to the control of the terminal;
- a component of a particular type is being presented and the user makes a change using the terminal's subtitle/audio description (or other) selection mechanism relating to that component type:
 - in which case component selection for that component type shall revert to the control of the terminal;

NOTE 1: Where an application has explicitly disabled presentation of a particular component type, changes to terminal preferences do not override this. Applications may disable presentation by means of the `unselectComponent(Integer componentType)` method of the video/broadcast or A/V control object, or by deselecting tracks in an HTML5 media element using the `enabled` attribute of an `AudioTrack` or `VideoTrack` or by setting the `mode` attribute of a `TextTrack` to "disabled" or "hidden".

- in the case of a video/broadcast object, a component, selected by the application from that video/broadcast object, is being presented and the broadcast channel is changed either by an application as defined in the present document or by a mechanism outside the scope of the present document (e.g. the end-user pressing P+ or P- on a remote control):
 - in which case component selection for that component type shall revert to the control of the terminal;
- the media object is added to a `MediaSynchroniser` with the `multiDecoderMode` argument set to false:
 - in which case all component selections on the media object shall be unselected and the component selection rules for the `MediaSynchroniser` shall apply.

NOTE 2: For on-demand content, the application may override the default selection before any content has been presented.

If both (a) a presentation involving multi-stream synchronization is either in progress or starting or stopping and (b) selection of one or more media type has been done by the application, then the selected component shall continue to be selected as long as it remains in the set of components available for selection.

EXAMPLE: If an application has selected a component in a media object which is made the master media object for multi-stream synchronization and one more other media objects are added to the synchronization then the original selection shall be retained as long as the selected component remains available. If the selected component ceases to be available then the behaviour shall be as defined by the API where that selection had originally been made.

10.2.7.4 Single decoder model

The rules defined in clauses 10.2.7.2 and 10.2.7.3 shall apply when the terminal has sufficient decoder resources to be able to independently present only one media object, where that media object could be an HTML5 media element, an A/V Control object, a video/broadcast object or a `MediaSynchroniser` object.

EXAMPLE: If an application uses the `MediaSynchroniser` to present a broadcast service with one video, one audio and one subtitle component and a broadband stream with one audio and one subtitle component, the terminal may choose for the presentation the video and subtitle components from broadcast and the audio component from broadband. This may be based on user preferences set in the terminal. The application may then select also the subtitle component from broadband. As the presentation for both media objects follows the single decoder model, the subtitle component from broadcast will be unselected before the broadband subtitles are presented to the user.

10.2.7.5 Multi-decoder model

When the terminal has sufficient decoder resources to be able to independently present more than one media object (where that media object could be an HTML5 media element, an A/V Control object or a video/broadcast object), the rules defined in clauses 10.2.7.2 and 10.2.7.3 shall apply to each media object separately.

In the case of a `MediaSynchroniser` object, any media object that is added to the `MediaSynchroniser` with the `multiDecoderMode` argument set to true shall be treated as being an independent media object as far as this clause is concerned.

In the case of a `MediaSynchroniser` object, any media object that is added to the `MediaSynchroniser` with the `multiDecoderMode` argument set to false shall be treated in combination with all other media objects added in the same way and with the master media object as being an independent media object as far as this clause is concerned.

EXAMPLE: If an application uses the `MediaSynchroniser` to present a broadcast service with one video, one audio and one subtitle component and a broadband stream with one video, one audio, one subtitle component that was added with the `multiDecoderMode` set to true, the terminal will choose the components for each media object independently. If subtitles are enabled, the terminal will choose the video, audio and subtitles components from both media objects and present all of them. The application may then unselect the subtitle component from broadband. As the presentation for both media objects follows the multi decoder model, the subtitle component from broadcast will not be unselected.

10.2.7.6 Component selection with MSE (informative)

When MPEG DASH content is being presented by an HTML5 media element using a `MediaSource` object, the application feeding data to the `SourceBuffers` is responsible for selecting video and audio Adaptation Sets, and for presenting subtitles. Applications can use the `preferredAudioLanguage`, `preferredSubtitleLanguage`, `subtitlesEnabled` and `audioDescriptionEnabled` properties of the `Configuration` class (see clause A.2.20.1 and OIPF DAE [1] clause 7.3.2.1 for details).

NOTE: There is no event that indicates changes to these properties.

10.2.8 Multi-stream media synchronization

10.2.8.1 General

The HbbTV[®] terminal shall support decoding and rendering of A/V content delivered as multiple streams over broadband and broadcast networks as defined in this clause. This capability is known as multi-stream synchronization and clause 13.2 describes an architecture for it.

The HbbTV[®] terminal shall support the combination of at least one broadcast service and at least one broadband stream. A broadcast service can be any DVB service supported by the HbbTV[®] terminal. Formats for supported broadband streams are defined below in clause 10.2.8.3, with constraints defined in clause 10.2.8.4. An EBU-TT-D file downloaded out of band does not count as a broadband stream for the purposes of this clause.

NOTE 1: One use-case for multi-stream sync is broadband delivery of additional audio languages or accessible audio streams to be synchronized with broadcast video. When making a scheduled recording, PVRs will not have the information to record this broadband delivered audio along with the broadcast video and audio. Broadcasters should consider this when deciding whether to send additional audio in the broadcast as normal or whether to send it via broadband and use multi-stream sync to combine it with the video.

Applications can use the `maxBroadbandStreamsWithBroadcast` and `maxBroadbandStreamsNoBroadcast` properties of the `MediaSynchroniser` object to determine the maximum number of broadband streams that can be used in combination for multi-stream synchronization.

EXAMPLE: If the terminal supports only the combinations of streams listed in Table 14, then both `maxBroadbandStreamsNoBroadcast` and `maxBroadbandStreamsWithBroadcast` properties will have the value 1. If, however, the terminal supports combinations where 2 broadband streams can be synchronized (such as video in an MPEG2-TS via broadband and audio in an MPEG DASH presentation) then the `maxBroadbandStreamsNoBroadcast` property instead has the value 2. Also, if the terminal supports combinations where broadcast can be synchronized with 2 broadband streams (such as video via broadcast and audio in a DASH presentation and an additional video via MPEG2-TS via broadband) then the `maxBroadbandStreamsWithBroadcast` property instead has the value 2.

Broadcast services and broadband streams usually consist of multiple video, audio and subtitle components. The HbbTV[®] terminal shall support simultaneous decoding and rendering of at least one video component, at least one audio component, and one subtitle component. Each component may come from any of the input streams. The HbbTV[®] application may use an API to select components from the input streams as defined by the APIs profiled in annex A.

The presentation of two or more components of the same type is optional. Applications can use the `extraHdVideoDecodes` property as defined in clause 7.15.3.1 of the OIPF DAE specification [1] to check for additionally available video and audio decoders.

The HbbTV[®] terminal shall support the synchronization methods as defined in clause 10.2.8.3 to synchronize the presentation of components from multiple streams.

The terminal shall handle the different transmission delays of each stream by requesting content buffered in the network at the time needed for synchronization as defined in clause 13.5.

The terminal shall implement the `MediaSynchroniser` API defined in clause 8.2.3.

NOTE 2: The broadcaster has to ensure that the delivery of the streams is in time for synchronized presentation, in order to prevent synchronization buffer overflows. Clause G.2 gives guidance to broadcasters how to minimize the delay.

When an application adds a new stream for synchronization to already presenting media object(s) (broadcast services or broadband streams) the terminal shall adjust the presentation timing of some or all of the streams to attempt to synchronize them according to a timing relationship expressed by the application. This timing relationship is expressed by identifying a point X on the timeline of the existing master media stream (see clause 13.2.4) and a point Y on the timeline of the new stream that are to be co-timed within a specified tolerance.

Any difference in timing of presentation for streams that are synchronized according to the timing relationship shall be no greater than plus or minus the greater of: the application specified tolerance and the minimum synchronization accuracy defined in clause 9.7.4.

When the terminal attempts to achieve synchronization between the streams using a specified timing relationship, the new stream may be behind (in the past) or ahead (in the future) by N seconds compared to the master media stream. The terminal can employ various strategies to achieve synchronization, including:

- pausing the presentation of the new or existing streams temporarily for up to N seconds until they can be resumed in synchronization; or
- jumping backward or forward in the new or existing streams by up to N seconds and continuing their presentation (using its own buffer or a network-based buffer, like a CDN, a RET server or an FCC server).

The terminal can employ strategies in combination, for example: jumping forward in the existing streams and pausing the new stream temporarily to delay it.

The terminal shall also adjust the timing relationship of some or all of the streams if the application specifies a new timing relationship for a stream. The terminal can employ strategies in the same way it would for a new stream, as described above. Any differences in timing of presentation between the streams shall remain no greater than plus or minus the greater of: the application specified tolerance and the minimum synchronization accuracy defined in clause 9.7.4.

For a more detailed explanation of the above process, refer to clause C.3 of ETSI TS 103 286-2 [47].

When an application adds a stream for synchronization to an already presented broadcast service or broadband stream the terminal may either pause the presented media object or rewind in that stream to get a faster start of the synchronized presentation.

The present document does not require HbbTV[®] terminals to support multi-stream media synchronization for content played by CICAM player mode as defined in clause 11.4.5 and annex K of the present document.

10.2.8.2 Void

10.2.8.3 Other synchronization cases

This clause applies to the synchronization of one broadcast service with one or more broadband streams where the streams may have different system formats or different types of timelines. In case the broadband stream is MPEG transport stream based, its STC can be independent from the STC of the broadcast service.

NOTE 1: The requirements relating to streaming of transport streams over broadband are deprecated and will be removed in a subsequent version of the present document.

Terminals should support multi-stream synchronization for all combinations of system formats and types of timelines as defined in this clause. Terminals shall at least support the combinations listed as mandatory in clause 10.2.8.4.

Terminals shall support multi-stream synchronization for broadcast services with timelines defined for MPEG-TS in clause 13.4.2 and the constraints defined in clause 10.2.8.4.

Terminals shall support multi-stream synchronization with the constraints defined in clause 10.2.8.4 for broadband streams which are:

- 1) delivered as SPTS as defined in clauses 7.3.1.2 and 7.3.2.1 with the timelines defined for MPEG-TS in clause 13.4.2; or

NOTE 2: The requirements relating to streaming of transport streams over broadband are deprecated and will be removed in a subsequent version of the present document.

- 2) delivered with MPEG DASH as defined in annex E with the timeline defined for MPEG-DASH in clause 13.4.2; or
- 3) played using an HTML5 media element with the timeline for media elements as defined in clause 13.4.4.

Terminals may support multi-stream synchronization for broadband streams which are:

- 1) encapsulated in the ISOBMFF format as defined in clause 7.3.1.1 (referred to as "MP4") with the timeline defined for ISOBMFF in clause 13.4.2.

The relationship between the timelines will be provided by the application using the APIs defined in clause 8.2.3. The terminal shall implement the `MediaSynchroniser` API defined in clause 8.2.3.

10.2.8.4 Supported combinations

HbbTV[®] terminals shall support the presentation of at least the combinations of media type, systems layer, timeline and delivery protocol for multi-stream synchronization, as shown in Table 14.

NOTE 1: Table 14 does not apply when inter-device synchronization is being performed without multi-stream synchronization.

All combinations apply only to the codecs which are mandatory in the present document. If a combination has two audio or two video streams the terminal is not required to support streams with different video or audio codecs.

Support for multi-stream synchronization with optional codecs (e.g. E-AC-3) is required where the codec concerned is supported via the broadcast connection, i.e. restrictions on codecs from clause 7.3.1.1 apply.

Table 14: Mandatory combinations of media type, systems layer, timeline and delivery protocol

Delivery Systems Layer	Broadcast MPEG2-TS		Progressive Streaming			MPEG DASH	MSE	Status
			ISOBMFF	MPEG2-TS		ISOBMFF	ISOBMFF	
	PTS	TEMI	CTS	PTS	TEMI	DASH-PR	HTML-media	
1		Video				Audio		M
Void								
Void								
3		Video, Audio				Subtitles		M
4		Video, Subtitles				Audio		M
5		Video				Audio, Subtitles (see note)		M
6		Video, Audio				Video		M-2V
7		Video				Video, Audio (see note)		M-2V
13		Video					Audio	M
14		Video, Subtitles					Audio	M

Table 15: Key to status column

Status	Meaning
M	Mandatory.
M-2V	Mandatory if the terminal supports the simultaneous use of two video decoders for HbbTV [®] services.
NOTE:	If the status column lists more than one conditional feature the combination is only mandatory if the terminal implements all the listed features.

HbbTV[®] terminals are not required to support receiver mix audio description when the main audio and the audio description are delivered via different routes or in separate ISOBMFF files, MPEG2-TS streams or MPEG-DASH sessions.

NOTE 2: Support for synchronization involving encrypted broadband-delivered content is outside the scope of the present document and may be specific to the content protection technology involved.

10.2.9 Inter-device media synchronization

10.2.9.1 General

The HbbTV® terminal shall support decoding and rendering of A/V content delivered by broadcast or broadband networks in a manner where presentation is time synchronized with a Companion Screen application. This feature is known as inter-device synchronization.

Clause 13.2 describes an architecture for inter-device synchronization and describes the roles of a master terminal and a Companion Screen application. A terminal shall be capable of being a master terminal.

NOTE: Companion Screen applications connect to interface endpoints provided by the master terminal and communicate with it via these interfaces using the protocols described in clause 13. The master terminal decides the timing of presentation of the master terminal and Companion Screen applications. The Companion Screen applications adjust to follow the presentation timing recommended by the master terminal.

Clause 13.10 provides sequence diagrams illustrating the relationship between the `MediaSynchroniser` APIs and the inter-device synchronization protocols discussed in clauses 13.6, 13.7 and 13.8.

The present document does not require HbbTV® terminals to support inter-device media synchronization for content played by CICAM player mode as defined in clause 11.4.5 and annex K of the present document.

10.2.9.2 Master terminal

An HbbTV® terminal shall be able to act in the role of a master terminal. To implement this:

- The terminal shall implement the `MediaSynchroniser` API defined in clause 8.2.3.
- The terminal shall support generation of timestamps as defined in clause 13.4.1 and should support interpretation of timestamps as defined in clause 13.4.1.
- The terminal shall derive timelines defined in clause 13.4.2 from media streams as directed by an HbbTV® application via the `MediaSynchroniser` API.
- The terminal shall request content buffered in the network at the correct time as defined in clause 13.5 for inter-device synchronization.
- The terminal shall implement the functions and interfaces for inter-device synchronization described in clauses 13.6.2, 13.7.2, 13.7.3 and 13.8.2.

10.2.9.3 Void

10.2.10 Application to media synchronization

The terminal shall implement application to media synchronization as described in clause 13.11. The terminal shall support all combinations of types of timeline and types of content defined in clause 13.4.2.

10.2.11 Combining audio from memory and broadcast/broadband audio/video

Subject to the constraints defined in this clause, terminals shall support playing audio from memory via the Web Audio API (referred to in this clause as "mixed-in audio") simultaneously with playing audio delivered via broadcast or broadband (referred to in this clause as the "programme audio"). Specifically, this shall be supported in all of the following cases, either with or without video:

- the programme audio delivered via broadcast;

- the programme audio delivered via broadband;
- the programme audio was downloaded using the download feature (if supported by the terminal);
- the programme audio was recorded using the PVR feature (if supported),

subject to the following constraints:

- the mixed-in audio is mono or stereo; and
- the mixed-in audio is sampled at 48 kHz.

NOTE 1: The restriction to 48 kHz applies only to the mixed-in audio. This restriction avoids unreasonable complexity in the resampler.

Terminals shall seamlessly mix the mixed-in audio with the programme audio and output the results on all outputs from the terminal with the following exceptions:

- If the programme audio is using an NGA codec (namely the codecs with labels "AC4-CIP" and "MPEGH" in Table 9a), then the terminal may instead use either or both of the following approximations:
 - Replacing the programme audio with the mixed-in audio.
 - Only outputting the mixed-in audio (either mixed or replacing the programme audio) on stereo outputs (e.g. built-in audio outputs of the HbbTV[®] terminal) and not on multi-channel outputs (e.g. outputs to external audio systems such as home cinema systems or sound bars such as S/PDIF).

NOTE 2: These permitted approximations will be removed in a future version of the present document.

- If the user has explicitly enabled an audio pass-through mode on the terminal then the mixed-in audio may not be heard through outputs that receive the original programme audio bitstream.

NOTE 3: Applications can determine whether audio mixing is currently supported by examination of the `xmlConfiguration` - see clause 10.2.4.7.

- Where the programme audio is encrypted, depending on the level of security required, the mixed-in audio may not be heard.

In all cases, the following shall apply:

- The playback of the mixed-in audio shall not disturb the playback of the video from the programme A/V, e.g. the video shall not be paused, no frames shall be dropped and no black frames shall be inserted.
- Content metadata should be considered for setting the mixed-in audio reference level if supported in the audio container / system format and if present. In the absence of content metadata, terminals shall consider mixed-in audio to have an EBU R.128 [i.36] reference level of -23 LUFS. The terminal shall mix the audio with other sources accordingly.

NOTE 4: The WAV container format does not have support for content metadata.

- It is the application's responsibility to change the reference level of audio played using the Web Audio API such that mixing based on a reference level of -23 LUFS gives the desired editorial effect. Applications may use the Web Audio `GainNode` to handle audio clips that have been mixed to a different reference level.
- Where an HbbTV[®] terminal supports bitstream output(s) (e.g. S/PDIF), the terminal shall not change the number of channels in a bitstream output at the start or end of outputting audio from memory.

NOTE 5: Changing the number of channels normally gives a poor user experience and short clips of audio from memory may be completely lost in the time taken for the change to happen.

10.2.12 Audio level adjustment for audio mixing

Applications have limited control over the volume of audio using the `setVolume` and `getVolume` methods of the video/broadcast object (see clause A.1) and the `volume` attribute of the `HTMLMediaElement` (see clause A.3.6). These controls are provided for the purposes of audio mixing and should only be used for temporary level adjustment.

These volume APIs do not adjust the main user volume control of the terminal and are not intended to be used by applications to implement any user-adjustable volume control. Instead, they adjust the relative volume of the audio source that is under the control of the relevant video/broadcast object or `HTMLMediaElement`. They can only attenuate the level of those sources. Effectively, they operate "in series" with the user volume control.

Changes to the volume of content presented through a video/broadcast object shall persist until the video/broadcast object enters the unrealized state or when the application exits, at which time they shall cease to have any effect.

Terminals shall implement volume changes as a fade over an interval sufficient to avoid audible clicks (e.g. 5 ms) but should not prolong changes to the point that the listener perceives a gradual fade. Any changes shall fully take effect within 20 ms. Applications are responsible for implementing any gradual fade that is desired for purposes other than avoiding audible clicks.

The `volume` parameter of the `setVolume` method of the video/broadcast object takes an integer value between 0 and 100. CEA-2014-A specifies that a value of 100 represents a volume level "equal to current master volume of the device" (i.e. no attenuation), a value of 0 means "the sound will be muted" and values in between "define a linear increase of the volume as a percentage of the current master volume". In the present document, the volume scale is defined more precisely by the following formula:

$$attenuation_{dB} = \begin{cases} 100 - vb_volume, & vb_volume > 0 \\ \infty, & vb_volume = 0 \end{cases}$$

$$amplitude_scale = 10^{\left(\frac{-attenuation_{dB}}{20}\right)}$$

where $attenuation_{dB}$ is the attenuation to be applied in dB, vb_volume is the value of the volume parameter passed to the `setVolume` method of the video/broadcast object, and $amplitude_scale$ is the factor to be applied to the amplitude of the audio.

The `volume` attribute of the `HTMLMediaElement` takes a floating point value between 0.0 and 1.0 with 0.0 meaning "silent" and 1.0 meaning "loudest". In the present document, the volume scale shall be linear in amplitude.

EXAMPLE: An attenuation of 14 dB (a factor of 0.2) is represented in the video/broadcast object by a value of 86 and in an `HTMLMediaElement` by a value of 0.2.

These volume controls may have no effect if the user has explicitly enabled an audio pass-through mode on the terminal.

NOTE: Applications can determine whether audio volume control is currently supported by examination of the `xmlConfiguration` - see clause 10.2.4.7.

11 Security

11.1 Application and service security

The present document defines two levels of trust for applications - trusted and not trusted. The features only available to trusted applications are listed in Table A.1.

By default, broadcast related applications shall be trusted and broadcast-independent applications shall not be trusted. This may be modified as follows:

- Terminals may include a mechanism to allow the end-user to configure specific broadcast-independent applications as trusted or to configure broadcast-related applications from a particular service or channel as not being trusted.
- Terminals supporting reception of non-regulated channels should not automatically trust all applications from those channels.

EXAMPLE 1: In terminals supporting reception of satellite channels, for example, HbbTV® applications from adult channels on satellite should not be trusted except following explicit end-user approval and in compliance with appropriate regulation.

EXAMPLE 2: In terminals supporting reception of cable or terrestrial channels, if the markets addressed have the possibility of local or community access channels then HbbTV® applications from these channels are not required to be trusted.

The details of how regulated and non-regulated channels are identified are outside the scope of the present document.

- Terminals supporting cable or terrestrial reception of HbbTV® applications are not required to automatically trust all applications from all channels if different regulatory requirements apply to different channels. For example, HbbTV® applications from lightly or non-regulated local or community access channels which may be found in some markets are not required to be trusted. The details of how this could be achieved are outside the scope of the present document.
- Manufacturers may be able to configure specific broadcast-independent applications as being trusted and specific broadcast-related applications as being not trusted.
- Local regulation may impose additional requirements.

The security and permission mechanisms defined in clause 10.1 of the OIPF DAE specification [1] are not included in the present document. If they are included in a particular implementation then permissions should only be granted to an application where all mandatory parts of the feature or API covered by the permission are available.

NOTE: The set of features defined as available to trusted applications in the present document cannot be perfectly mapped onto the permissions defined in the OIPF DAE specification [1].

Security for broadband-delivered applications is provided through TLS as described below. Some security for broadcast-delivered applications and broadcast application signalling is provided by the inherent difficulty in modifying broadcast signals in a way that impacts a significant number of people. More security may be provided using the protection mechanism defined in clause 9 of ETSI TS 102 809 [3], see clauses 7.2.2 and 7.2.3.1.

11.2 TLS and Root Certificates

11.2.1 TLS support

HTTP over TLS as defined in IETF RFC 2818 [7] shall be supported for transporting application files over broadband.

TLS version 1.3 as defined in IETF RFC 8446 [73] and TLS version 1.2 as defined in IETF RFC 5246 [8] shall be supported. Terminals shall not set the `client_version` field of the TLS 1.2 `ClientHello` message to less than { 3, 3 } (TLS 1.2).

NOTE 1: Requirements on version fields in TLS 1.3 handshake messages are specified in IETF RFC 8446 [73] clause 4.1.2. See also the backwards compatibility requirements and recommendations in annex D of IETF RFC 8446 [73].

Terminals shall not negotiate sessions using SSL 3.0 or earlier.

Terminals shall support the following extensions with TLS 1.2:

- Terminals shall support the Renegotiation Indication extension defined in IETF RFC 5746 [58].
- Terminals shall support the Server Name Indication extension defined in IETF RFC 6066 [59].
- Terminals shall support the Supported Elliptic Curves extension defined in IETF RFC 8422 [55]. See also clause 11.2.2.

Terminals shall support the Application-Layer Protocol Negotiation extension defined in IETF RFC 7301 [87] and shall indicate support for at least "http/1.1" and "h2". "h2" shall be listed before "http/1.1".

In accordance with TLS 1.2, terminals shall indicate the supported signature algorithms using the Signature Algorithms extension. See also clause 11.2.4.

For optimal performance, terminals should securely maintain a TLS session cache and attempt to resume previously-established TLS 1.2 sessions where possible. Terminals should support the Session Ticket extension defined in IETF RFC 5077 [56].

NOTE 2: TLS 1.2 session resumption can significantly reduce the overhead of establishing a new TLS session with a recently-used server.

NOTE 3: Security considerations for caching and resuming TLS 1.2 sessions can be found in clause F.1.4 of IETF RFC 5246 [8].

Terminals shall support all of the mandatory to implement extensions for TLS 1.3 as specified in IETF RFC 8446 [73] clause 9.2, including those required for certificate authentication and for DHE and ECDHE key exchange. Session resumption using a pre-shared key (see IETF RFC 8446 [73], clause 2.2) should be supported.

Terminals shall not use TLS-level compression with any version of TLS.

Terminals shall deem a TLS connection to have failed if any of the following conditions apply:

- The certificate chain fails validation as per section 6 of IETF RFC 5280 [9].
- Any signature required for certificate chain validation uses an algorithm or key size that is forbidden by the present document.

NOTE 4: This requirement relates only to signatures that are actually required to be verified and does not cover signatures on root certificates or signatures on any additional certificates presented by the server for compatibility with older clients.

- The host name or IP address contained in the server certificate does not match the host name or IP address requested. When verifying the host name against the server-supplied certificate, the '*' wildcard and the `subjectAltName` extension shall be supported as defined in IETF RFC 2818 [7].

Terminals shall not provide the user with an option to bypass these conditions.

11.2.2 Cipher suites

The cipher suite requirements for TLS 1.2 are specified in Table 15a. The cipher suites are defined in IETF RFC 5246 [8] and IETF RFC 5289 [57]. Terminals should prioritize these cipher suites in the order shown. Terminals shall implement all cipher suites marked mandatory and shall not implement any cipher suites marked forbidden.

Table 15a: TLS 1.2 Cipher suites and their status

Cipher suite	Status
TLS_ECDHE_ECDSA_WITH_AES_128_GCM_SHA256	Mandatory
TLS_ECDHE_RSA_WITH_AES_128_GCM_SHA256	Mandatory
TLS_ECDHE_ECDSA_WITH_AES_256_GCM_SHA384	Recommended (see note 1)
TLS_ECDHE_RSA_WITH_AES_256_GCM_SHA384	Recommended (see note 1)
TLS_RSA_WITH_AES_128_CBC_SHA	Mandatory (see note 2)
Cipher suites with anonymous key exchange	Forbidden
Cipher suites with NULL encryption	Forbidden
Cipher suites using RC4 encryption	Forbidden
Cipher suites using encryption or signing algorithms offering less than 112 bits of security	Forbidden
NOTE 1: Cipher suites with a 128-bit security level are considered adequate at the time of writing. However, in the event of any significant advances in cryptanalysis of AES or SHA-256 within the lifetime of a terminal conforming to the present document, a terminal also supporting the AES_256 cipher suites may retain the ability to establish a secure connection when a terminal supporting only the AES_128 suites may not.	
NOTE 2: TLS_RSA_WITH_AES_128_CBC_SHA is blacklisted by HTTP/2 [86] but support is still required in terminals for use with HTTP/1.1. It is the server's responsibility to select an appropriate cipher suite from those offered. The inclusion of this cipher suite is not in conflict with the requirements of HTTP/2.	

Servers should use one of the above ECDHE cipher suites in preference as these provide forward secrecy and improved security against certain attacks.

Terminals shall support all of the mandatory to implement cipher suites for TLS 1.3 as specified in IETF RFC 8446 [73], clause 9.1.

11.2.3 Root certificates

A list of root certificates is maintained at <http://www.hbbtv.org/spec/certificates.html>. The policy by which this list has been derived is outlined in annex D.

Terminals shall trust all root certificates identified as mandatory and may support those certificates identified as optional on that list, subject to the conditions in this clause.

Terminals should not trust any other root certificates.

NOTE 1: Including root certificates that are not on the list increases the risk of a man in the middle attack if those root certificates have not been audited to a similar or greater level than those on the list.

Terminals shall not trust any root certificate with a public key where the number of bits of security provided by the algorithm is less than 112 bits, as defined by clause 5.6.1 of [49].

NOTE 2: For RSA keys, this implies a minimum key size of 2 048 bits.

Terminals shall support a means by which the device manufacturer can remove or distrust root certificates after manufacture. This may be handled either via a firmware upgrade mechanism or preferably via a specific root certificate update mechanism that could allow more timely updates.

A manufacturer may choose to remove or distrust a mandatory root certificate in the terminal in response to a security threat.

Terminals should support a means of securely adding new root certificates after manufacture in order to maintain interoperability with servers over time.

11.2.4 Signature algorithms

The algorithm requirements for signature verification are specified in Table 15b.

Terminals shall not trust any signature that uses an algorithm designated as forbidden.

Table 15b: Signature algorithms and their status

Algorithm name	TLS 1.2/1.3 identifier	Status
md5WithRSAEncryption	0x0101	Forbidden
sha1WithRSAEncryption/ rsa_pkcs1_sha1	0x0201	Forbidden
sha256WithRSAEncryption / rsa_pkcs1_sha256	0x0401	Mandatory
sha384WithRSAEncryption / rsa_pkcs1_sha384	0x0501	Mandatory
sha512WithRSAEncryption / rsa_pkcs1_sha512	0x0601	Optional
ecdsa-with-SHA1 / ecdsa_sha1	0x0203	Forbidden
ecdsa-with-SHA256 / ecdsa_secp256r1_sha256	0x0403	Mandatory
ecdsa-with-SHA384 / ecdsa_secp384r1_sha384	0x0503	Mandatory
ecdsa-with-SHA512 / ecdsa_secp521r1_sha512	0x0603	Optional
rsa_pss_rsae_sha256	0x0804	Mandatory
rsa_pss_rsae_sha384	0x0805	Mandatory
rsa_pss_rsae_sha512	0x0806	Optional

11.2.5 Key sizes and elliptic curves

Terminals shall support RSA keys with modulus size between 2 048 and 4 096 bits.

Terminals shall not trust RSA signatures that are less than 2 048 bits in size.

The requirements for elliptic curves are specified in Table 15c. The curves are defined in IETF RFC 8422 [55] and IETF RFC 7919 [74]. Curves marked mandatory shall be supported for signature verification and key exchange in TLS 1.2 and for key exchange in TLS 1.3.

NOTE: TLS 1.3 elliptic curve signature algorithms are explicitly associated with a particular curve group.

Table 15c: Elliptic curves and their status

Curve name	TLS 1.2/1.3 identifier	Status
secp256r1 (NIST P-256)	0x0017	Mandatory
secp384r1 (NIST P-384)	0x0018	Mandatory
secp521r1 (NIST P-521)	0x0019	Optional

11.2.6 Backward compatibility

Service providers should be aware that earlier versions of the present document contained different mandatory TLS versions, extensions and cipher suites.

Where TLS servers need to retain support for terminals conforming to earlier versions, they should:

- if support for HbbTV[®] 2.0, 2.0.1 or 2.0.2 terminals is required, be able to negotiate a TLS session using TLS 1.2;
- if support for HbbTV[®] 1.5 terminals is required, be able to negotiate a TLS session that uses TLS 1.0, 1.1 or 1.2;
- if support for HbbTV[®] 1.5 terminals is required, be aware that the Server Name Indication extension may not be present;
- if support for HbbTV[®] 1.5 terminals is required, be prepared to use the TLS_RSA_WITH_AES_128_CBC_SHA cipher suite if none of the ECDHE cipher suites listed in clause 11.2.2 is offered by the terminal.

If necessary, service providers can also direct applications to use different endpoints when running on terminals conforming to earlier versions of the present document.

11.3 TLS client certificates

In HTTP over TLS, the use of a client certificate authenticates the client to a service provider. Some business models require that an HbbTV[®] application is delivered exclusively to trusted HbbTV[®] terminal implementations. To support these, terminals may support use of client certificates.

Negotiation and delivery of client certificates to the server is defined by the TLS specification [8].

Client certificates shall comply with IETF RFC 5280 [9].

The provision of client certificates is outside the scope of the present document.

11.4 CI Plus

11.4.1 CI Plus communication

Terminals supporting CI Plus for protected content via broadcast shall support the following mapping from the application/oipfDrmAgent embedded object to the CI Plus protocol as defined by clause 4.2.3 "CI+ based Gateway" of the OIPF CSP specification [1]:

- 4.2.3.1 Mandatory.
- 4.2.3.3 Mandatory.
- 4.2.3.4 Mandatory, except for clauses 4.2.3.4.1.2 and 4.2.3.4.3 which are Not Included.
- 4.2.3.5 N/A.

- 4.2.3.6 Not Included.
- 4.2.3.7 Mandatory using URI (Usage Rule Information) as defined in clause 5.7 of CI Plus [12] if the PVR feature is supported otherwise Not Included.
- 4.2.3.8 Mandatory using URI (Usage Rule Information) as defined in clause 5.7 of CI Plus [12] if the PVR feature is supported otherwise Not Included.
- 4.2.3.9 Not Included.
- 4.2.3.10 N/A.

Terminals supporting CI Plus shall accept CI Plus CICAMs that do not support the OIPF extensions defined by clause 4.2.3 'CI+ based Gateway' of the OIPF CSP specification [1]. Specifically, the failure for any reason to set up the SAS connection with the Open IPTV Forum `private_host_application_ID` shall not stop other CI Plus functionality, that does not depend upon this connection, from working normally.

Terminals supporting an embedded CA solution should support a mapping from the `application/oipfDrmAgent` to the embedded CA system to provide the same functionality as defined above.

11.4.2 Void

Table 16: Void

11.4.3 Auxiliary file system

When the CICAM Auxiliary File System is implemented as specified in the DVB Extensions to CI Plus ETSI TS 103 205 [37], the Terminal shall declare the Auxiliary File System resource identifier in the list of the resources that it provides. The HbbTV[®] Application Domain is defined as: "HbbTVEngineProfile1", i.e. the value of the "AppDomainIdentifier" and "DomainIdentifier" is "HbbTVEngineProfile1".

When the HbbTV[®] terminal receives a `FileSystemOffer` APDU with the `DomainIdentifier` set to "HbbTVEngineProfile1", the HbbTV[®] terminal shall acknowledge the `FileSystemOffer` by sending a `FileSystemAck` APDU with the `AckCode` set to 0x01.

11.4.4 Virtual channel

When the terminal supports the CICAM Virtual Channel as specified in clauses 14 and 15.3 of the DVB Extensions to CI Plus ETSI TS 103 205 [37], the Terminal shall support launching an HbbTV[®] application when the virtual channel is selected. The details of how the HbbTV[®] application is launched shall be as defined in clauses 4.5.2 and 5.4 of the "Content Security Extensions to the Common Interface" [63].

NOTE: Clause 4.5.2 of "Content Security Extensions to the Common Interface" [63] requires that *"The Host shall give priority to broadcast applications as defined in clause 12.4.4.2 of ETSI TS 103 205 [37]"*.

11.4.5 IP Delivery CICAM player mode

Terminals supporting the "IP delivery CICAM player mode" as defined in the DVB Extensions to CI Plus ETSI TS 103 205 [37] shall support the use of "Host-initiated playback" (as defined in clause 8.3.2 of [37]) in combination with the HTML5 video element as defined in annex K of the present document.

11.5 Protected content via broadband

Terminals that support the "IP delivery Host player mode" as defined in the DVB Extensions to CI Plus ETSI TS 103 205 [37] shall support the decryption of protected content delivered via the broadband channel as defined in clause 7 of the DVB Extensions to CI Plus ETSI TS 103 205 [37] where that content is provided in an ISO base media file format, encrypted using MPEG common encryption as defined by CENC (ISO/IEC 23001-7) [30] and constrained by annex B of the present document, and delivered using MPEG DASH (as defined in clause 7.3.2.1).

Support for the other features specified in the DVB Extensions to CI Plus ETSI TS 103 205 [37] are not required by this clause, unless there is a dependency from the referenced clause 7 of ETSI TS 103 205 [37].

Where a terminal supports the "IP delivery Host player mode", it shall be able to offer Representations to a CICAM where the UUID urn in the @schemeIdUri in a ContentProtection descriptor in the AdaptationSet containing the Representation matches a UUID in the sd_info_reply APDU returned by the CICAM to the terminal. This implies that the CICAM shall identify a supported DRM by filling in the drm_uuid field in the sd_info_reply APDU.

NOTE: Whether a terminal actually offers a Representation to a CICAM depends on which Adaptation Sets are in the MPD, on the DASH player algorithm for selecting between Adaptation Sets and on any explicit choice of Adaptation Sets by an HbbTV® application.

For terminals that do not support the "IP delivery Host player mode" as defined in the DVB Extensions to CI Plus ETSI TS 103 205 [37], the only requirement for supporting decryption of content delivered via the broadband channel is that in clause B.3 of the present document. When decryption is supported via the integration of HbbTV® with one or more embedded content protection technologies, the terminal shall support at least the ISO base media file format using MPEG common encryption as defined by CENC (ISO/IEC 23001-7) [30] and constrained by annex B of the present document as a format for encrypted content.

11.6 Protected content via download

Terminals that support the "IP delivery Host player mode" as defined in the DVB Extensions to CI Plus ETSI TS 103 205 [37] and also the download optional feature shall support the decryption of protected content as defined in clause 7 of the DVB Extensions to CI Plus ETSI TS 103 205 [37] where that content is provided in an ISO base media file format, encrypted using CENC (as defined CENC (ISO/IEC 23001-7) [30] and constrained by annex B of the present document). This requirement shall apply if the content has been downloaded as a file from broadcast (delivered using FDP as defined in annex H) or from broadband.

NOTE: Download via broadcast using FDP or via broadband using HTTP are likely to be removed in the next revision of the present document.

Support for the other features specified in the DVB Extensions to CI Plus ETSI TS 103 205 [37] are not required by this clause, unless there is a dependency from the referenced clause 7 of ETSI TS 103 205 [37].

For terminals that do not support the "IP delivery Host player mode" in CI Plus but do support the download feature, support for decrypting protected content acquired using a download API is optional in the present document. When decryption is supported via the integration of HbbTV® with one or more embedded content protection technologies the terminal shall support at least the ISO base media file format used with MPEG common encryption as defined by CENC (ISO/IEC 23001-7) [30] and constrained by annex B of the present document as a format for encrypted content.

11.7 Terminal WebSocket service endpoints

All WebSocket endpoint URLs for JSON-RPC, application to application communication and inter-device synchronization shall include a randomly-generated part. The URLs shall be static for at least the lifetime of an HbbTV® application and shall be regenerated every time the terminal starts. The URLs should have at least 128 bits of entropy.

NOTE 1: These requirements aim to make the endpoints hard to discover without using the specified discovery mechanism or the relevant HbbTV® APIs.

NOTE 2: See clause 14.5.1 for requirements on when the application to application communication WebSocket server is required to accept connections and when it may reject them.

11.8 Cookie storage

Content providers may use cookies as part of a content protection solution and may include tokens that they do not want to be user-accessible or transferrable between devices.

The following requirements apply to HTTP cookies that have the Secure attribute set as defined in IETF RFC 6265 [24] and are stored by the browser. These requirements do not apply to cookies stored by media player functions:

- Terminals shall not provide any user-accessible feature that allows the user to inspect the contents of such cookies.

NOTE 1: Terminals may still reveal their existence and their associated domains, and allow them to be deleted by the user.

- Such cookies shall only be transmitted over a TLS connection.
- Terminals should store such cookies in encrypted form using a device-unique key of strength equivalent to at least 128-bit AES.

NOTE 2: Content providers may be forced to block access to certain content from terminals that are found to have insufficient protection for stored data.

11.9 Use of unencrypted HTTP

Application providers should not use "http://" and should use "https://" instead. This includes in broadcast AITs, within an application, when launching one application from another or when providing a URL to be integrated into a terminal UI. Application providers should expect that terminals in the future may stop supporting "http://" or show some kind of warning to the user that "the connection is not secure" as desktop browsers already do.

Terminals that log some kind of data from HbbTV® applications should log the use of "http://" for the first page of an HbbTV® application together with sufficient information to identify the application provider concerned.

11.10 Web cryptography API

11.10.1 Random number generation

The Web Cryptography API includes APIs to generate random values and to generate keys. These functions depend on the random number generator having sufficient entropy such that the keys and random values cannot be guessed and that the random values produced by different terminals, including those of the same make and model, are unrelated.

To achieve this, terminals shall ensure that the random number generator for the Web Cryptography API is seeded with at least 256 bits of entropy. Implementations should comply with the seed requirements stated in clause 8.6 of NIST SP 800-90A [102]. If they do not, the random number generator for the Web Cryptography API shall be seeded from a random number generator complying with clause A.1 of the CI+ Content Security Extensions specification [12].

NOTE: Entropy sources historically used on computer systems (e.g. those making use of data from hard disks, network packets, key press and mouse movements) are unlikely to produce sufficient entropy in HbbTV® terminals used in the home.

To guard against failures or inadequacies of randomness sources, the seeding process should additionally incorporate a "personalization string" as described in clause 8.7.1 of NIST SP 800-90A [102]. The personalization string should include both (i) data that is device-unique and (ii) data that is never exposed outside of terminals of a particular make and model nor to applications running on such terminals.

12 Privacy

12.0 Overview

This clause addresses privacy related terminal functions as well as privacy related measures on the application level.

12.1 Terminal privacy features

12.1.1 Tracking preference expression (DNT)

12.1.1.0 Background

The tracking preference expression mechanism defined in the present clause is a compatible subset of the W3C Working Draft for Tracking Preference Expression (DNT) [i.9]. It is intended that the present clause will be updated to reference that W3C specification, once it has been published as a W3C Technical Recommendation.

12.1.1.1 Principles

Clause 12.1.1.2 defines the `DNT` (do not track) header field for HTTP requests as a mechanism for expressing the user's preference regarding their behaviour being tracked (or not). The goal of this protocol is to allow HbbTV[®] terminals to express the user's personal preference regarding tracking to each server and web application that they communicate with via HTTP, allowing each service to either adjust their behaviour to meet the user's expectations, or to reach a separate agreement with the user to satisfy all parties.

To achieve this, any signal sent shall exclusively reflect the user's preference, not the choice of the terminal manufacturer, or any other mechanism outside the user's control. In the absence of user choice, legal, or regulatory requirements, no tracking preference shall be expressed by the terminal (i.e. the `DNT` header shall not be included in the HTTP request).

An HbbTV[®] terminal shall offer users a minimum of two alternative choices for a global Do Not Track preference: unset or `DNT:1`. A terminal may offer a third alternative choice: `DNT:0`. If the user's choice is `DNT:1` or `DNT:0`, the tracking preference is enabled; otherwise, the tracking preference is not enabled. A terminal may offer users additional Do Not Track preferences for finer grained control, for example to specify different behaviour for specific servers or web applications.

12.1.1.2 Expressing a tracking preference

12.1.1.2.1 Expression format

When a user has enabled a tracking preference, that preference needs to be expressed to all mechanisms that might perform or initiate tracking directly or by third parties, including sites that the HbbTV[®] terminal communicates with via HTTP.

When enabled, a tracking preference shall be expressed according to Table 17.

Table 17: Expression of tracking preference

DNT	Description
1	This user prefers not to be tracked on the target site.
0	This user prefers to allow tracking on the target site.

12.1.1.2.2 DNT header field for HTTP requests

HbbTV[®] terminals shall insert the `DNT` field into all outgoing HTTP requests made on behalf of an HbbTV[®] application as the means for expressing a user's tracking preference via HTTP.

NOTE 1: This does not apply to HTTP requests made by the media player or the DRM agent.

It shall be encoded as follows:

```
DNT-field-name = "DNT"
DNT-field-value = ( "0" / "1" ) *DNT-extension
DNT-extension = %x21 / %x23-2B / %x2D-5B / %x5D-7E
; excludes CTL, SP, DQUOTE, comma, backslash
```

Terminals shall send the `DNT` header field if (and only if) a tracking preference is enabled. Terminals shall not send the `DNT` header field if a tracking preference is not enabled. At most one `DNT` header can be present in a valid HTTP request.

EXAMPLE:

```
GET /something/here HTTP/1.1
Host: example.com
DNT: 1
```

The `DNT-field-value` sent by an HbbTV[®] terminal shall begin with the numeric character "1" (%x31) if all of the following conditions are met:

- a) a tracking preference is enabled;
- b) the preference is for no tracking;
- c) there is not an exception for the origin server targeted by this request.

The `DNT-field-value` sent by an HbbTV[®] terminal shall begin with the numeric character "0" (%x30) if all of the following conditions are met:

- a) a tracking preference is enabled;
- b) the preference is to allow tracking in general or by specific exception for the origin server targeted by this request.

The remainder of the `DNT-field-value` after the initial character is reserved for future extensions. Terminals that do not implement such extensions shall not send `DNT-extension` characters in the `DNT-field-value`. Servers that do not implement such extensions may ignore any `DNT-extension` characters.

NOTE 2: The extension syntax is restricted to visible ASCII characters that can be parsed as a single word in HTTP and safely embedded in a JSON string without further encoding.

12.1.2 Third party cookies

Third party cookies are generally considered problematic in a privacy context. According to clause 7.1 of IETF RFC 6265 [24] the implementation of third party cookies is optional.

Manufacturers of HbbTV[®] terminals may block all third party cookies. If they do not, then they shall provide the user the option of doing so.

12.1.3 Blocking tracking websites

Tracking scripts can be problematic in a privacy context, especially when used in autostart applications. To provide additional protection to users, terminals may offer the possibility of blocking requests to tracking websites.

Manufacturers of HbbTV[®] terminals should consider providing the option of disallowing requests to tracking websites. If such an option is provided, manufacturers shall allow the user to set this option in a similar way to the `DNT` setting in clause 12.1.

The definition and maintenance of a corresponding list of sites to be allowed or disallowed remains the responsibility of each terminal manufacturer. Terminal manufacturers should take care that any such mechanism does not introduce privacy issues in its own right.

12.1.4 Persistent storage

Terminals may offer the user the option to disable persistent storage (cookies, Web Storage) on a per-application or per-site basis. While this may improve user privacy, it will likely result in a worse user-experience, for example loss of personalization and inability to remember a user's agreement to a site's terms and conditions. Persistent storage shall not be disabled by default.

If the user has disabled persistent storage in this way then either (a) access to the `localStorage` attribute shall fail with a `SecurityError` exception or (b) a call to `setItem` on the `localStorage` object shall fail with a `QuotaExceededError` exception as defined in the Web Storage specification as referenced through the OIPF DAE specification [1]. Storage attempts shall not fail silently as a result of user preferences.

12.1.5 Distinctive identifiers

Terminals shall implement the extensions to the Configuration class for distinctive identifiers as defined in clause A.2.20.5 and as required in this clause. These extensions support a per-origin, non-associable, user-clearable identifier (these terms are used in the EME specification referenced from [76]).

Terminals shall support the `deviceId` property in clause A.2.20.5 but may restrict the availability of the distinctive identifier. If the availability is restricted, the terminal shall implement one or more of the following:

- 1) Offer the user the option to enable or disable the availability of a distinctive identifier on a per-application or per organization basis (e.g. as part of the device settings or installation menu). The availability of the distinctive identifier should be enabled by default unless blocked due to local regulatory requirements.

EXAMPLE: The EU General Data Protection Regulation (GDPR) could be considered as a "local regulatory requirement" which may result in some terminal manufacturers setting this option to disabled by default.

- 2) Display some native UI requesting the user to allow the terminal to make the distinctive identifier available to the application in response to a call to the `requestAccessToDistinctiveIdentifier` method.

NOTE 1: Some terminals may restrict the number of times that an application may call this method.

- 3) A manufacturer specific method for determining access to the distinctive identifier, for example by maintaining a list of those application providers where the application provider and the terminal manufacturer have entered into a suitable agreement covering such availability.
- 4) Access to the distinctive identifier is blocked to applications until they have been activated as defined in clause 10.2.2.1.

NOTE 2: Hence access to the distinctive identifier by autostart broadcast-related applications will be denied until the user has, for example, pressed the red button.

Terminals that support the second option above shall support the `requestAccessToDistinctiveIdentifier` method in clause A.2.20.5.

NOTE 3: The `deviceId` property defined in clause A.2.20.5 is in the Configuration class. This should not be confused with the `deviceId` property in the `LocalSystem` class defined by the OIPF DAE specification [1], which is marked as "NI" in Table A.1 of the present document.

It shall not be possible to determine the identifier that would be presented to one origin or by a specific device, knowing the identifier that was generated for a different origin or by a different device. The distinctive identifier shall be generated by deriving an ID of at least 128 bits using a secure hash function from a combination of a device unique value that is not required to be secret (e.g. serial number), plus a common secret value (e.g. common to a manufacturer or model or product family), plus the origin of the HTML document (see clause 6.3.2), plus a value that changes each time the user requests that a new value of the identifier is generated (e.g. the time the user request was made).

It shall be possible for the user to generate a new but distinct value for the distinctive identifier.

NOTE 4: This mechanism is modelled on the IOS 7 mechanism [i.14] and on the Android advertising identifier [i.15].

12.2 Respecting privacy in applications

Application developers are responsible to comply with all applicable legislation and regulation, particularly concerning user privacy.

Actions taken by broadcast-related autostart applications before the user has pressed the red button (or equivalent) are particularly sensitive since they occur unnoticed by the user, and hence without any possibility for him to intervene.

Tracking or logging user data without prior given consent from the user is likely to breach almost any national privacy rules. Even where it would happen to be legal, such unnoticed and unexpected action is likely to be very controversial, and often prompts calls to consumers to refrain from connecting HbbTV[®] terminals to the Internet.

The present document provides a number of effective tools to meet such privacy requirements:

- delivering application data exclusively via DSM-CC (see clause 7.2.5) allows launching of applications without any data exchange via broadband, i.e. without sending any data to any server;
- use of TLS (see clause 11.2) to encrypt data exchanged via broadband;
- use of cookies (see clause 10.2.1) to record a user's consent to a service tracking or otherwise using or storing personal user data.

While these tools provide for a good, basic protection of user privacy, they cannot be guaranteed to meet all possible legal and regulatory obligations, and the present document shall hence not be construed as to make any assertions to this extent. Application developers are thus encouraged to perform a detailed analysis of any such legal and regulatory privacy obligations for each application, before releasing it into the market.

Application developers should further be aware that some features may be subject to user preferences as defined in clause 12.1.

13 Media synchronization

13.1 General (informative)

Clause 13 describes and defines how a terminal supports multi-stream and inter-device synchronization features and also the application to media synchronization feature. Clauses 10.2.8, 10.2.9 and 10.2.10 define the terminal requirements to implement these features.

Clause 13.2 describes a unified architectural model for both multi-stream synchronization and inter-device synchronization.

Clause 8.2.3 defines a single common API for HbbTV[®] applications to control the use of both these features.

Clause 13.3 describes the different states of media synchronization and their relationship to the API behaviour.

Clause 13.4 describes how timelines are derived from media streams for both these features and defines the reference point for measuring progress on the timeline for inter-device synchronization.

Clause 13.5 describes how to use content buffered in the network for both these features.

Clauses 13.6 to 13.9 describe the functions and interfaces that enable inter-device synchronization.

Clause 13.10 shows sequence diagrams for APIs when used for inter-device synchronization.

Clause 13.11 describes application to media synchronization.

13.2 Architecture (informative)

13.2.1 General

The terminal performs multi-stream and/or inter-device synchronization functionality on behalf of the HbbTV[®] application. Both multi-stream and inter-device synchronization functionality are controlled by the HbbTV[®] application through the `MediaSynchroniser` object defined in clause 8.2.3.

The HbbTV[®] application directs the `MediaSynchroniser` object as to the streams to be rendered and the timing relationship between them.

NOTE: An HbbTV® application is typically expected to obtain information on the timing relationship from a Correlation Information Service (CIS), such as a Material Resolution Server (MRS) as described in ETSI TS 103 286-2 [47]. However whether or not a Companion Screen application communicates with an MRS is an implementation detail for the Companion Screen application and is outside the scope of the present document.

13.2.2 Multi-stream synchronization

Figure 20 illustrates the relationship between HbbTV® application and `MediaSynchroniser` object for multi-stream synchronization.

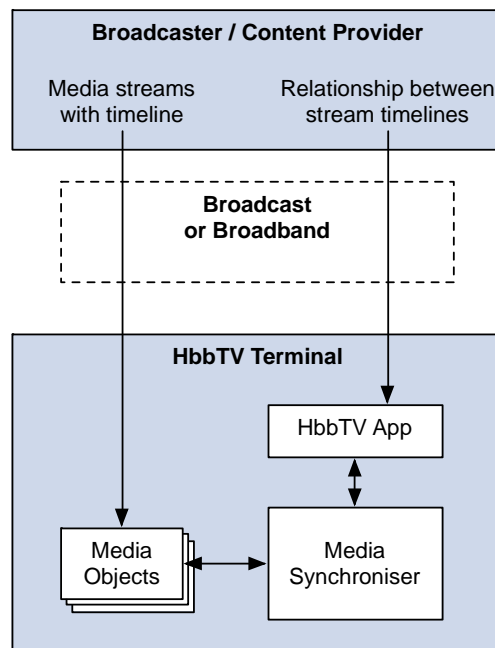


Figure 20: Relationship between `MediaSynchroniser` object and HbbTV® application for multi-stream synchronization

A terminal is deemed to be performing multi-stream synchronization when a `MediaSynchroniser` object is initialized and media objects are added to it using the `addMediaObject()` method. The terminal manages the decoding and rendering of the media streams.

Clause 4 of ETSI TS 103 286-2 [47] describes an architecture for synchronization that applies to both inter-device synchronization and multi-stream synchronization and defines the concepts of Media Synchronization Application Server (MSAS), Synchronization Client (SC), Correlation Information Server (CIS) and Material Resolution Server (MRS). Figure 21 illustrates how these concepts apply to multi-stream synchronization.

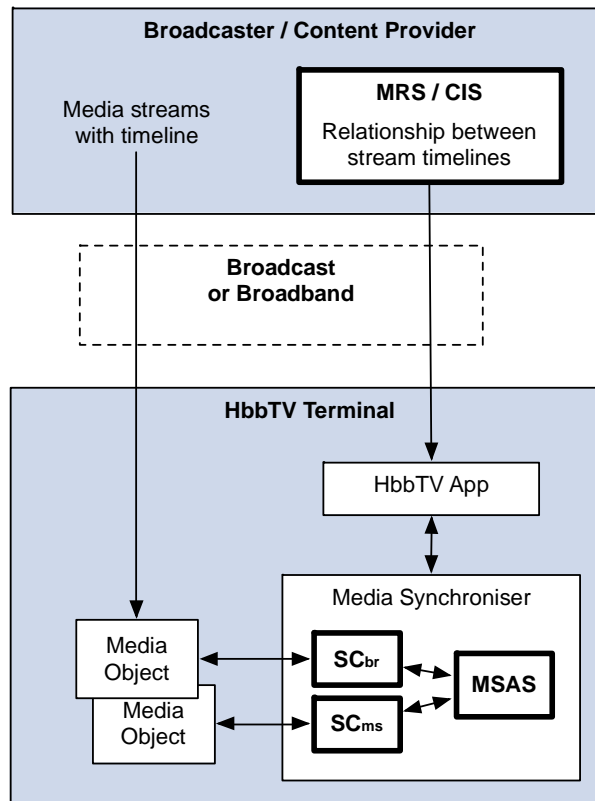


Figure 21: Basic mapping of media synchronization architecture for multi-stream synchronization

For multi-stream synchronization, the HbbTV[®] terminal and HbbTV[®] application running on it is equivalent to a single device containing multiple Synchronization Client (SC) elementary functions and the MSAS elementary function. Each SC elementary function manages the presentation of a single media stream such as broadcast (SC_{br}) or broadband media stream (SC_{ms}). The MSAS function is implemented by the `MediaSynchroniser` in the terminal.

13.2.3 Inter-device synchronization

Figure 22 illustrates the relationship between `MediaSynchroniser` object and HbbTV[®] application for inter-device synchronization. A terminal is acting in the role of a master that dictates the timing of the presentation for all media streams. A Companion Screen application is a slave whose timing is being dictated by the master.

Inter-device synchronization can happen simultaneously between an HbbTV[®] terminal and one or more Companion Screen applications on Companion Screens.

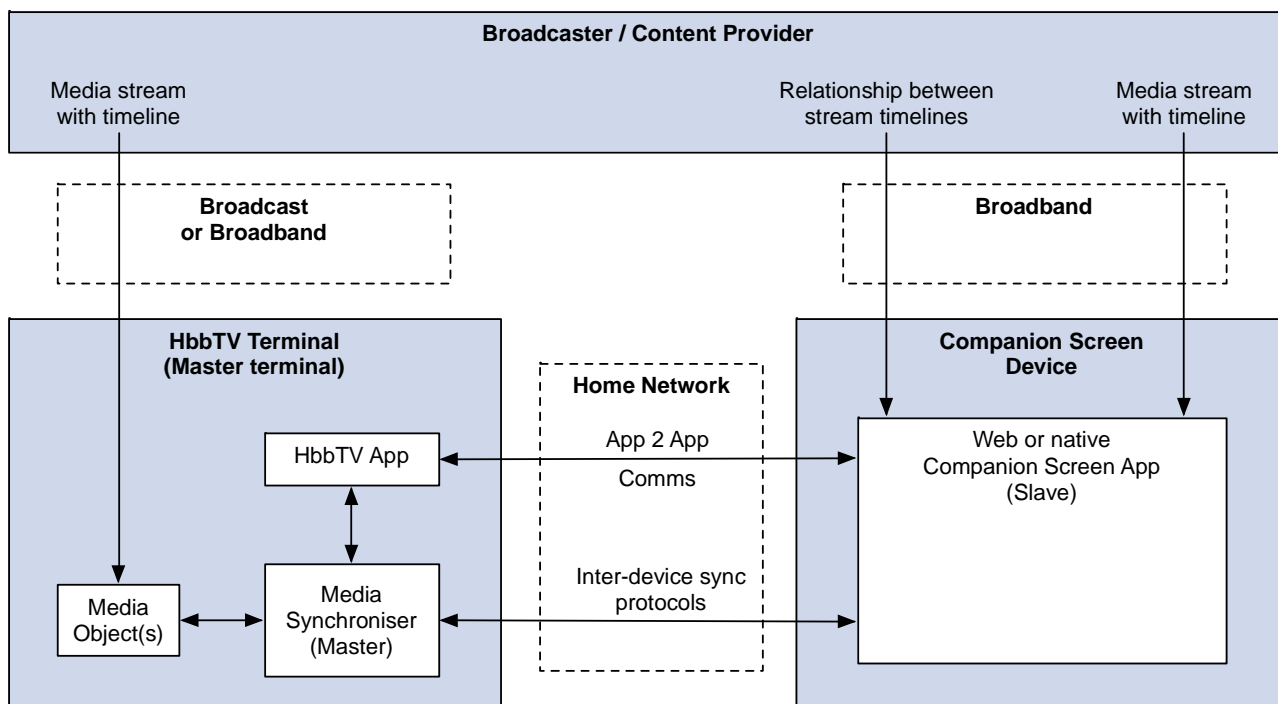


Figure 22: Relationship between MediaSynchroniser object and HbbTV® application for inter-device synchronization with a CSA

Figure 23: Void

The HbbTV® terminal manages the decoding and rendering of the media streams and the HbbTV® terminal also communicates with the CSA using the protocols for inter-device synchronization defined in ETSI TS 103 286-2 [47].

An HbbTV® terminal becomes a master terminal when inter-device synchronization is enabled on a `MediaSynchroniser` that has been appropriately initialized. The terminal ceases to be a master terminal when inter-device synchronization is disabled, a permanent error occurs during playback or the master media (see clause 13.2.4) stops playing. When an HbbTV® application decides to enable or disable inter-device synchronization is HbbTV® application implementation dependent and outside the scope of the present document.

NOTE: An HbbTV® application can use application to application communication (as defined in clause 14.5) to negotiate when to enable and disable this functionality.

The HbbTV® terminal implements interfaces and protocols defined in ETSI TS 103 286-2 [47] under the control of an HbbTV® application through the `MediaSynchroniser` object defined in clause 8.2.3.

Clause 4 of ETSI TS 103 286-2 [47] describes an architecture for synchronization that applies to both inter-device synchronization and multi-stream synchronization and defines the concepts of Media Synchronization application Server (MSAS), Synchronization Client (SC), Correlation Information Server (CIS) and Material Resolution Server (MRS). Figure 24 illustrates how these concepts apply to inter-device synchronization between an HbbTV® terminal and CSA.

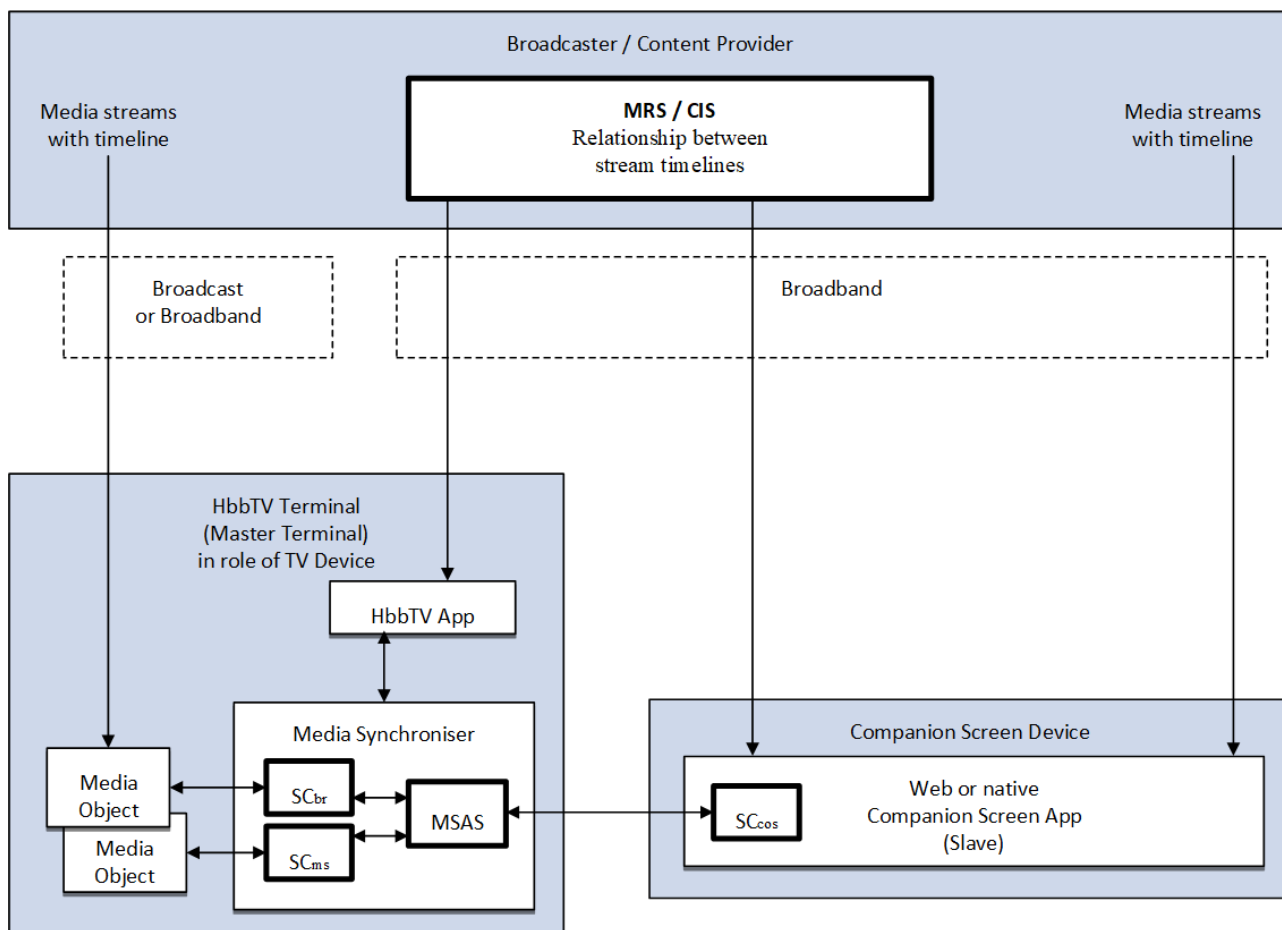


Figure 24: Basic mapping of media synchronization architecture for inter-device synchronization

For an HbbTV[®] terminal, the *MediaSynchroniser* object performs the inter-device synchronization related elementary functions defined in ETSI TS 103 286-2 [47]. This relationship between an HbbTV[®] terminal and a CSA is illustrated in Figure 22.

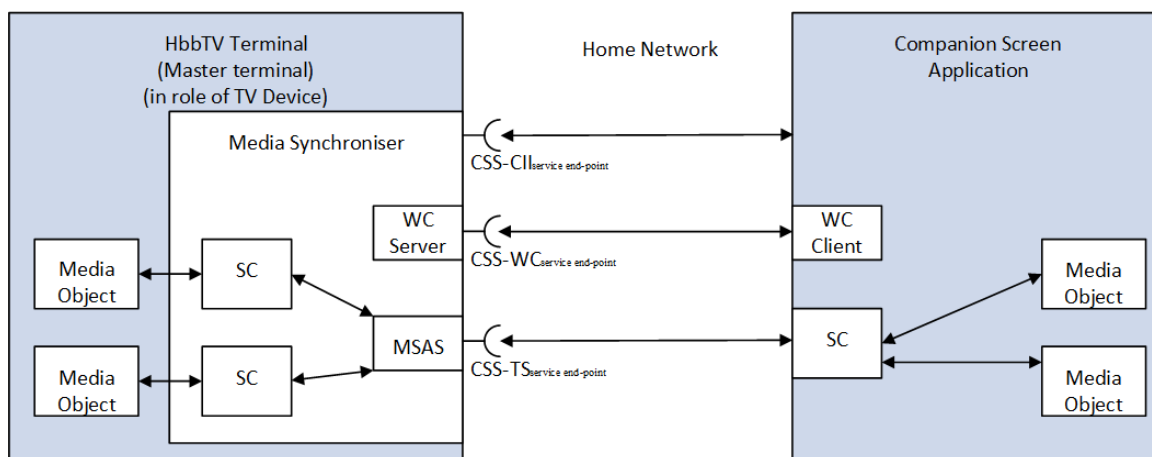


Figure 25: Relationship between the HbbTV[®] MediaSynchroniser and MSAS, SC, WC Server and WC Client elementary functions and protocol service endpoints

For inter-device synchronization, a master terminal and the HbbTV[®] application running on it is equivalent to the TV Device. The master terminal contains the MSAS elementary function as well as an SC elementary function (or more than one SC elementary function if simultaneously performing multi-stream synchronization).

A Companion Screen application contains only an SC elementary function.

For each media object being managed by the `MediaSynchroniser`, the `MediaSynchroniser` performs the role of Synchronization Client to control the timing of presentation of that media object and to communicate information about the timing of presentation to the MSAS function. The MSAS function is implemented by the `MediaSynchroniser` in the master terminal.

The `MediaSynchroniser` function in the HbbTV[®] terminal communicates with the CSA using the CSS-CII, CSS-WC and CSS-TS protocols defined in ETSI TS 103 286-2 [47]. A terminal therefore implements Wall clock server, MSAS and SC functions. The service endpoints for these protocols are provided by the functions of the `MediaSynchroniser` in the master terminal.

13.2.4 Master media and other media

The media object passed as an argument to the `initMediaSynchroniser()` method is the master media being presented by the HbbTV[®] terminal. Media objects passed as arguments to the `addMediaObject()` method are other media.

As specified in clause 9.7.1:

- If applications control the presentation timing of the master media using the methods and properties of the corresponding media object then the presentation timing of other media is then adjusted to maintain synchronization with the master media.
- If applications try to control the presentation timing of other media using the methods and properties of the corresponding media object then those actions succeed but the media object is removed and a transient error is generated for the `MediaSynchroniser`.

13.3 Media synchronization states and transitions

13.3.1 States overview (informative)

Multi-stream and inter-device synchronization functionality is controlled via the `MediaSynchroniser` object. Figure 26 shows the states of the terminal and `MediaSynchroniser` object.

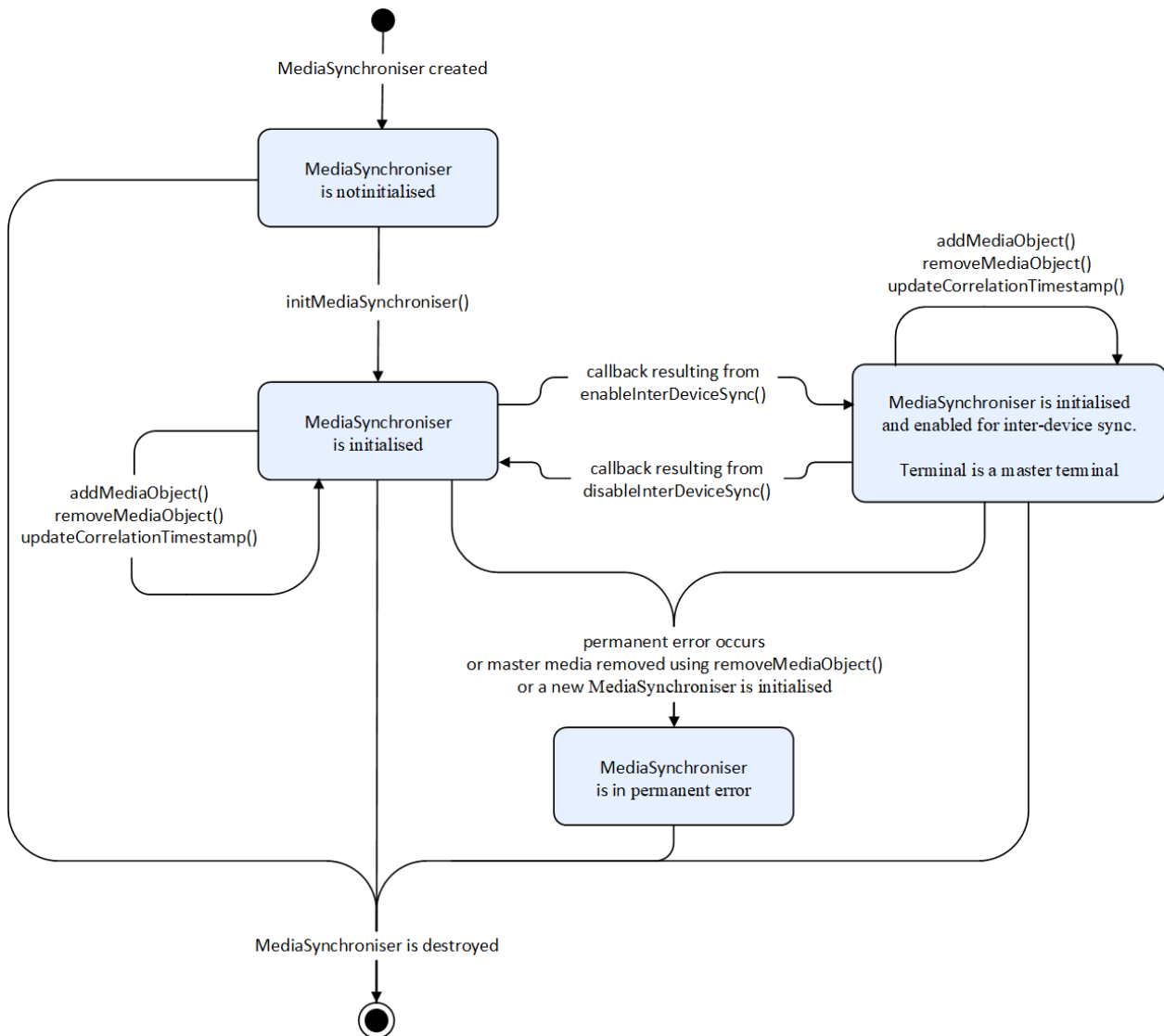


Figure 26: Media Synchronization states

When a `MediaSynchroniser` object is created, it is not yet initialized.

Once a method call to initialize the `MediaSynchroniser` object has completed, the `MediaSynchroniser` object is considered initialized.

While the `MediaSynchroniser` object is initialized, the HbbTV[®] application can instruct the terminal to add and remove media objects from the `MediaSynchroniser` object and update correlation timestamps (synchronization timing information) for the media objects.

Multi-stream synchronization is performed by the terminal while there are at least two media objects being used with the `MediaSynchroniser` object. These media objects will have been either passed to the `MediaSynchroniser` object during initialization or subsequently added to it.

While the `MediaSynchroniser` object is initialized, the HbbTV[®] application can enable inter-device synchronization to instruct the terminal to become a master terminal.

While the terminal is a master terminal, the HbbTV[®] application can instruct the terminal to disable inter-device synchronization, causing the terminal to cease to be a master terminal.

A terminal can perform both multi-stream synchronization and inter-device synchronization at the same time by both adding media objects to the `MediaSynchroniser` object and enabling inter-device synchronization.

If a `MediaSynchroniser` object has been previously initialized, but is then replaced by another `MediaSynchroniser` being initialized, then a permanent error occurs for the existing `MediaSynchroniser`.

A `MediaSynchroniser` object that has been previously initialized can also be pushed into the permanent error state by calling `removeMediaObject` to remove the master media object from the `MediaSynchroniser`.

Permanent errors of the master media stream media object (including the stopping - which is not considered the same as pausing, or the unavailability of the stream's timeline) cause a permanent error of the `MediaSynchroniser`. Permanent errors of other media streams cause those media streams to be removed from the `MediaSynchroniser` and the `MediaSynchroniser` continues operation. Transient errors temporarily suspend synchronization for some or all media objects. See clause 9.7.1.

In any state, if a permanent error occurs then the `MediaSynchroniser` object enters a permanent error state and is no longer initialized and the terminal ceases both multi-stream synchronization and inter-device synchronization.

If the `MediaSynchroniser` object is destroyed then the terminal ceases both multi-stream synchronization and inter-device synchronization.

13.3.2 Multi-stream synchronization

While the `MediaSynchroniser` object is initialized, a terminal shall attempt to perform multi-stream synchronization while at least one media object has been added using the `addMediaObject()` method.

If the combination of media streams and timelines is unsupported by the terminal (e.g. a combination not shown as supported in Table 14) then a transient error of the `Media Synchroniser` object shall occur and the attempt to perform multi-stream synchronization shall not succeed. The existing presentation of media objects and any currently enabled inter-device synchronization shall not be interrupted.

The terminal shall cease to perform multi-stream synchronization if:

- the `MediaSynchroniser` was initialized with the `initMediaSynchroniser()` method and all media objects have been removed except for the master media object; or
- a permanent error of the `MediaSynchroniser` object occurs (see clause 13.3.8); or
- the `MediaSynchroniser` object is destroyed; or
- another `MediaSynchroniser` object has been initialized after this one was initialized (meaning that the existing `MediaSynchroniser` object has been replaced).

The terminal shall not cease presentation of media objects currently added to the `MediaSynchroniser` object purely as a result of ceasing to perform multi-stream synchronization. However, if there are insufficient decoders available to support all of the media objects, the presentation of one or more media objects may cease due to insufficient resources. In this case, the terminal shall continue to present what was the master media object, taking into account the requirements in clause 10.2.7.

13.3.3 Becoming a master terminal

If inter-device synchronization is enabled for a `MediaSynchroniser` object then the terminal shall ensure that the following protocol endpoints are active:

- a DVB CSS-CII protocol endpoint as described in clause 13.6.2;
- a DVB CSS-WC protocol endpoint as described in clause 13.7.3; and
- a DVB CSS-TS protocol endpoint as described in clause 13.8.2.

Once the endpoints are being provided, the terminal is a master terminal.

NOTE: The application that requested that inter-device synchronization be enabled is notified that the terminal has become a master terminal by callback (see clause 8.2.3.2.2).

13.3.4 Ceasing to be a master terminal

A terminal shall cease to be a master terminal if:

- the `disableInterDeviceSync()` method is called on the `MediaSynchroniser` object (see clause 8.2.3.2.2); or
- there is a permanent error of the `MediaSynchroniser` object (see clause 13.3.8); or
- the `MediaSynchroniser` object is destroyed; or
- another `MediaSynchroniser` object has been initialized after this one was initialized (meaning that the existing `MediaSynchroniser` object has been replaced).

If any of the above is true, then the terminal shall disable inter-device synchronization by disabling the DVB CSS-TS protocol endpoint as described in clause 13.8.2. The terminal may also disable the CSS-CII and CSS-WC protocol endpoints as described in clauses 13.6.2 and 13.7.3.

If the permanent error is due to a state transition for the media object representing the master media that results in the primary aspect of `presentationStatus` changing to "fault" (see clause 13.6.2) then a CII message communicating the `presentationStatus` shall be sent to all CSAs connected to the CSS-CII endpoint. If any endpoints are to be disabled, the CII message shall be sent before this happens.

If the permanent error is due to unavailability of the master media timeline then the terminal shall send a Control Timestamp message to all CSAs connected to the CSS-TS endpoint to communicate that the timeline is not available. If any endpoints are to be disabled, the Control Timestamp message shall be sent before this happens.

When a protocol endpoint is disabled, the terminal shall cleanly close any connections to that endpoint.

Once this process has completed, the terminal is no longer a master terminal.

NOTE: If the application called `disableInterDeviceSync()` method then the application is notified that the terminal is no longer a master terminal by callback (see clause 8.2.3.2.2).

13.3.5 Void

13.3.6 Void

13.3.7 Transient errors

When a transient error of the `MediaSynchroniser` occurs the `MediaSynchroniser` shall continue to attempt to perform multi-stream and/or inter-device synchronization if it is already doing so.

The following situations shall cause a transient error of the `MediaSynchroniser`:

- the combination of media streams being requested for multi-stream synchronization (due to a call to the `addMediaObject()` method) being unsupported (see clause 13.3.2);
- errors of media objects representing other media streams (see clause 9.7.1);
- unavailability of the requested timeline for other media (see clause 9.7.3);
- inability to achieve or maintain synchronization between streams because the content data of the streams cannot be obtained early enough or delayed sufficiently (see clauses 9.7.2);
- buffering, stalling or transient errors of the master media stream or other media streams (see clause 9.7.1);
- calling of methods of the `MediaSynchroniser` when the `MediaSynchroniser` is in an inappropriate state (see clause 8.2.3.2.2);
- other media streams not being in a suitable state to participate in synchronization (see clause 9.7.1).

NOTE: These causes of transient errors can occur at any time while inter-device or multi-stream synchronization is being performed. They do not just occur as a result of method calls by the application.

13.3.8 Permanent errors

When a permanent error of the `MediaSynchroniser` occurs, the `MediaSynchroniser` shall enter the permanent error state. As specified in clauses 13.3.2 and 13.3.4, this shall cause the terminal to cease to perform multi-stream synchronization if it is currently performing it. If the terminal is a master terminal then the terminal shall also cease to be a master terminal.

When in the permanent error state, all method calls on the `MediaSynchroniser` object shall fail.

NOTE 1: To perform further media synchronization, the existing `MediaSynchroniser` object needs to be destroyed or discarded and a new one created and initialized.

A permanent error of the `MediaSynchroniser` can occur if any of the following occurs:

- errors during initialization of the `MediaSynchroniser` (see `initMediaSynchroniser()` method in clause 8.2.3.2.2);
- errors of media objects representing the master media (see clause 9.7.1);
- unavailability of the timeline for the master media (see clause 9.7.3);
- the master media stream not being in a suitable state to participate in synchronization, including the media stream transitioning to a stopped, unrealized or finished state or as a consequence of the media source being re-loaded (see clause 9.7.1);
- a call to `removeMediaObject` is used to remove the master media object from the `MediaSynchroniser`;
- the `MediaSynchroniser` being replaced after it has been initialized because another `MediaSynchroniser` has subsequently been initialized (see `initMediaSynchroniser()` method in clause 8.2.3.2.2).

NOTE 2: With the exception of the first cause listed above, these causes of permanent errors can occur at any time while inter-device or multi-stream synchronization is being performed. They do not only occur as an immediate effect of method calls by the application.

13.4 Timelines and timestamping

13.4.1 Reference point for timestamping

The reference point for generation and interpretation of Timestamps by the HbbTV[®] terminal and Companion Screen application used in inter-device synchronization is as defined in clause 5.7.2 of ETSI TS 103 286-2 [47].

The terminal is responsible for compensating for any extra travel time behind a technically implemented timestamp measurement point due to output buffers, frame buffers, quality-enhancement technologies and other sources of delay between the point of measurement and the emission of sound or light. Clause C.4 of ETSI TS 103 286-2 [47] provides examples of such calculations. If no accurate values are known then the terminal shall make a best-effort estimate of the extra travel time and compensate for it.

NOTE: HDMI 2.0 provides functionality for dynamic synchronization of video and audio streams. Information from the HDMI can be used to make a best-effort estimate of the extra travel time between a set-top box and the light and sound output of the TV screen.

13.4.2 Supported timelines and their selection

A Timeline is the reference frame for measuring the progress of time for a given media stream. How a timeline is to be derived for a given media stream is described by a Timeline Selector as defined in clause 5.3 of ETSI TS 103 286-2 [47].

For multi-stream synchronization, inter-device synchronization, application to AV synchronization (see clause 13.11), and Targeted Advertising (see ETSI TS 103 736-1 [i.43]) the `MediaSynchroniser` object supports the use of the following types of timeline (defined in this clause and clause 5.3 of ETSI TS 103 286-2 [47]) for the types of broadcast or broadband content shown in Table 18.

Table 18: Media synchroniser timeline support

Type of timeline	Supported for
MPEG-TS Presentation Timestamps (PTS) (see note 1)	MPEG Transport Stream delivered via broadcast (see note 2). Single program MPEG Transport Stream streamed via broadband.
ISOBMFF Composition Time (CT) (see note 1)	ISOBMFF streamed using HTTP via broadband (excluding MPEG DASH).
MPEG-TS Timed External Media Information (TEMI) (see note 1)	MPEG Transport Stream delivered via broadcast (see note 2). Single program MPEG Transport Stream streamed via broadband.
MPEG DASH Period Relative (see note 1)	MPEG DASH streamed via broadband.
Media timeline of the media resource of an HTML media element (see clause 13.4.4)	Any media played in an HTML media element.
NOTE 1: This type of timeline is defined in clause 5.3 of ETSI TS 103 286-2 [47].	
NOTE 2: This includes MPEG Transport streams originally delivered by broadcast and then played back from a PVR recording, provided that the component carrying the timeline was recorded. Timelines not present on a component that was recorded are not available when the recording is played back.	

NOTE 1: Even though the `MediaSynchroniser` object supports the set of timelines shown in Table 18, it does not imply that terminals are required to support all media timelines for all synchronization features that use the `MediaSynchroniser` object. See the descriptions of each synchronization feature for more information on which timelines are required to be supported by terminals.

The terminal reports which timeline types are supported for different types of broadband streaming in the XML capabilities document defined in clause 10.2.4.7 by listing supported timeline types in the value of the `sync_t1` attribute of `<video_profile>` elements (see clause A.2.14).

The terminal shall derive the timeline described by a Timeline Selector for a media stream if the Timeline Selector and media object representing that media stream are passed as arguments to the `initMediaSynchroniser()` or `addMediaObject()` methods of a `MediaSynchroniser` object.

ETSI TS 103 286-2 [47] defines support in the terminal for the decoding of MPEG-TS Timed External Media Information (TEMI) timeline descriptors in the adaptation field of Transport Stream packets carrying Packetized Elementary Streams (PES). Terminals shall support at least the following components of a DVB service to carry MPEG TEMI timeline descriptors:

- Any component that is supported by the terminal for use with media synchronization and MPEG TEMI, i.e. audio, video and subtitles.
- Any component with `stream_type` 6 (private PES) and `stream_id` 1011 1101 ("private_stream_1") in the PES packet header, including, but not limited to, components where the PES packet payloads are empty.

NOTE 2: The MPEG specification for TEMI (referenced via ETSI TS 103 286-2 [47]) defines carriage in adaptation fields of "media components". This is extended by the requirements above to include components with PES packets with empty payloads.

NOTE 3: Selection of the correct timeline descriptors by component tag and timeline id is done via the timeline selector by using the media sync API as defined in clause 8.2.3. This also means that there can be different timelines present if applications use either multiple components or timeline ids or a combination of both.

The terminal shall support decoding a minimum of 2 different TEMI timelines simultaneously where each can be carried in a different component. If a terminal has insufficient resources to decode a requested TEMI timeline, then the terminal behaviour is as if the requested timeline is unavailable (see clause 13.8.2.2).

EXAMPLE: An HbbTV[®] application initializes a `MediaSynchroniser`, using broadcast audio and video and a timeline selector that specifies a TEMI timeline on component tag 1 with `timeline_id` of 0x80. The application also enables inter-device synchronization in the role of a master terminal. This enables a CSA to synchronize to the terminal, requesting a different TEMI timeline that is carried on component tag 2 with `timeline_id` of 0x05.

When deriving a timeline from TEMI timeline descriptors, a wrap of PTS values shall not affect the TEMI timeline.

NOTE 4: A broadcaster can choose to not include a `temi_timeline_descriptors` for every access unit. Extrapolation of the timeline position for access units without a `temi_timeline_descriptor` (following an earlier access unit that did have a `temi_timeline_descriptor`) involves calculating the difference between the PTS of the two access units. This calculation needs to correctly handle a situation where PTS has wrapped between the two access units.

13.4.3 Synchronization timeline

13.4.3.1 Timelines for the MediaSynchroniser API

The Timeline to be used by the `MediaSynchroniser` API within a master terminal is the timeline selected for the master media in the call to the `initMediaSynchroniser()` method of the `MediaSynchroniser` object.

Correlation Timestamps provided by HbbTV® applications to the `MediaSynchroniser` (see clause 8.2.3.3) are therefore interpreted by the master terminal as follows:

- `tlvMaster` value represents a point on the Timeline used by the `MediaSynchroniser` API;
- `tlvOther` value represents a point on the timeline selected for the other media that this Correlation Timestamp is associated with.

The timeline for the other media is specified when the media object representing it is added to a `MediaSynchroniser` using the `addMediaObject()` method.

13.4.3.2 Synchronization timeline for Inter-device synchronization

For inter-device synchronization, the Synchronization Timeline is the reference frame for `contentTime` values in timestamp messages exchanged between a master terminal and a CSA via the CSS-TS protocol (as described in clauses 5.7 and 9 of ETSI TS 103 286-2 [47]). The Synchronization Timeline may be a different timeline to the one used for the `MediaSynchroniser` API used on the master terminal.

NOTE: In the context of the CSS-TS protocol, a CSA is not required to select the timeline that was passed to it by the master terminal via the CSS-CII message.

To use a TEMI timeline, the terminal shall decode the `temi_timeline_descriptor` with `timeline_id` matching that specified in the timeline selector (as specified in clause 11.3.3 of ETSI TS 103 286-2 [47]) when carried in an `af_descriptor` within the adaptation header of MPEG transport stream packets corresponding to the component specified in the timeline selector. The terminal is not required to decode other descriptors that can be carried in the `af_descriptor`. Decoding of TEMI timelines, as specified by the timeline selector, shall be supported for all values of the `timeline_id` between 0x00 and 0xff inclusive and independent of the presence of any `temi_location_descriptor` with the same `timeline_id`.

13.4.4 Timeline Selector for media timeline of media elements

The Timeline Selector `urn:hbbtv:sync:timeline:html-media-timeline` shall refer to the media timeline of the media resource of an HTML media element as defined in clause 4.7.10.6 of the HTML specification [54].

NOTE: The timeline specified by this Timeline Selector can be used with an HTML media element in the situation where the media resource is being provided by the application via Media Source Extensions. Other Timeline Selectors that depend on the container format of the media resource cannot be used in this situation.

Values on the timeline represented by this Timeline Selector shall have a tick rate of 1 000 Hz and therefore be expressed in units of milliseconds when used:

- in `CorrelationTimestamp` objects (defined in the clause 8.2.3.3); and
- in messages exchanged via the Timeline Synchronization service endpoint (defined in clause 13.8).

13.5 Buffer for media synchronization

13.5.1 General

Terminals have buffers for normal operation, for example input and output buffers for codecs. In the case of media synchronization between two or more pieces of timed content, additional buffer capacity is needed, as one timed content will be the most laggard and the other piece(s) of timed content need to be buffered to achieve time alignment. As there are no requirements in the present document to buffer content in the terminal for the purpose of media synchronization, that additional buffer capacity has to be in the network.

The present document is intentionally silent about additional synchronization buffering in the terminal.

Though, buffering for media synchronization can be performed in the network. A Content Delivery Network (CDN) can cache live and on-demand content. The terminal instructs the retrieval of chunks of the timed content from the network such that the terminal can play out the timed content with the correct timing for media synchronization without running out of the buffer space that the terminal has for its normal operation.

Clause 13.5.2 defines the cases for the use of the different buffers, or the absence thereof.

The sub-clauses of clause 13.5 apply to both multi-stream and inter-device synchronization.

13.5.2 Media synchronization buffering cases

For any timed content one of the cases of Table 19 applies.

Table 19: Buffering for media synchronization of timed content in the network

Case	The timed content was PVR-recorded	The timed content is buffered in the network	Application manages buffer via MSE
1	Yes	N/A	N/A
2	No	Yes	No
3	No	No	N/A
4	No	Yes	Yes

In case 1, the timed content was recorded on the PVR in the past. In this case, obviously no additional buffer capacity for media synchronization (network or terminal) is needed for that timed content.

In case 2, the terminal shall use the media synchronization buffer in the network for the time alignment of the timed content. It is the broadcaster's responsibility to assure that the relevant chunks of timed content are available from the network. An application can determine whether an item of timed content can be buffered in the network by inspecting the source and type of the timed content. Table 20 defines whether timed content can be buffered in the network or not.

Table 20: Media Synchronization buffering of timed content in the network

Source	Type	Is buffered in the network
Broadcast	any	No
Broadband	HTTP Streaming	No
	MPEG DASH	Yes

In case 3, media synchronization is still possible. It is the broadcaster's responsibility to assure that there is not more than one timed content of this type in a media synchronization session, and that it will always be the most laggard timed content, so that it does not need to be buffered for media synchronization.

In case 4, the application is using an MSE `SourceBuffer` and is therefore responsible for obtaining media and placing it into the buffer in response to seek and progress events and the buffered and `currentTime` properties of the HTML5 media element (see clause 9.7.1.2).

NOTE: Informative clause G.2 provides implementation guidelines for media synchronization for managing delay throughout distribution network. More implementation guidelines for broadcasters are provided in annex B of ETSI TS 103 286-2 [47].

13.6 Content Identification Information service endpoint

13.6.1 General

To facilitate inter-device synchronization of the presentation of media, a master terminal implements the CSS-CII service endpoint (as defined in clause 6 of ETSI TS 103 286-2 [47]). A Companion Screen application subscribes to the CSS-CII service endpoint when performing inter-device synchronization.

13.6.2 CSS-CII service endpoint (master terminal)

A master terminal shall implement a CSS-CII service endpoint as defined in clause 6 of ETSI TS 103 286-2 [47] at the terminal's broadband interface.

The master terminal shall provide an active CSS-CII protocol service endpoint when the HbbTV[®] application has enabled inter-device synchronization functionality. The terminal may provide an active CSS-CII protocol service endpoint at other times but this is implementation dependent and outside the scope of the present document. The master terminal shall support a minimum of 5 concurrent connections to the CSS-CII service endpoint and shall allow CSAs to connect to this service endpoint until the master terminal has reached the limit of the number of simultaneous sessions it can support.

The master terminal shall ignore the `Origin` header if it is present in the client handshake of the connection request.

CII messages sent by the master terminal via a connection to the CSS-CII service endpoint shall convey the following:

- When the `contentIdOverride` property of the `MediaSynchroniser` object is (or is set to) a non-null value then the `contentId` and `contentIdStatus` properties of the CII message shall be overridden as follows:
 - the value of the `contentId` property shall be the value of `contentIdOverride`; and
 - the `contentIdStatus` shall be "final".
- When `contentIdOverride` is (or is set to) undefined or null then no override takes place and the `contentId` and `contentIdStatus` properties shall correspond to the Content Identifier of the master media:
 - For DVB broadcast services (and PVR recordings made from them) and MPEG DASH streams this shall be as defined in clause 5.2 of ETSI TS 103 286-2 [47].
 - For ISOBMFF and MPEG2 TS delivered via broadband:
 - the value of the `contentId` property shall be the absolute version of the URL provided by the HbbTV[®] application to specify the location of the media stream, before any redirect that may occur; and
 - the `contentIdStatus` shall be "final".
 - For content sourced from an MSE `SourceBuffer`:
 - the value of the `contentId` property shall be the empty string; and
 - the `contentIdStatus` shall be "final".

NOTE 1: When playing back a PVR recording of a DVB broadcast service, the `contentId` represents the original broadcast. Although the `contentId` incorporates elements that come from components that are not necessarily recorded (e.g. NIT, BAT and SDT) these elements are considered pseudo static and therefore can be captured once during the recording process for inclusion in the `contentId` during playback.

NOTE 2: The effect of an application setting the `contentIdOverride` property of the `MediaSynchroniser` is to prevent exposing the original content ID for the master media. If `contentIdOverride` is set before inter-device synchronization is activated and remains set, then clients using this protocol will only ever see the value of `contentIdOverride` as the value of the `contentId` property in messages.

- The `presentationStatus` property shall describe the presentation status of the master media. The primary aspect of presentation status shall be derived from the state of the media object presenting the master media.

For a video/broadcast object this shall be according to Table 21. For an HTML5 media element that shall be according to Table 23.

NOTE 3: While the master media is paused, buffering, tuning or presenting normally, the primary aspect of status is expected to be "okay" or "transitioning" as appropriate (see clause 5.6.4 of ETSI TS 103 286-2 [47]). If there are temporary disruptions to picture and sound (e.g. due to poor broadcast signal reception) but the media continues to be presented without generating a permanent error condition, then the primary aspect of presentationStatus remains "okay" because presentation is continuing.

- The `mrsUrl` property shall correspond to the URL of the MRS determined for the master media (see clause 5.6.2 of ETSI TS 103 286-2 [47] for MPEG TS delivered via broadcast and for MPEG DASH).

NOTE 4: No mechanism is defined to determine the MRS URL if the master media is MPEG2 TS delivered via broadband (not via broadcast or DVB IPTV) or if it is ISOBMFF (not DASH) delivered via broadband. In these circumstances the value of the `mrsUrl` property is null because the terminal cannot provide an MRS URL.

- The `wcUrl` property shall correspond to the CSS-WC service endpoint provided by the master terminal (see clause 13.7).
- The `tsUrl` property shall correspond to the CSS-TS service endpoint provided by the master terminal (see clause 13.8).
- While the `MediaSynchroniser` API timeline is available (see clause 9.7.3) the `timelines` property shall convey a list where the first item in the list is a timeline options JSON object (as defined in clause 5.6 of ETSI TS 103 286-2 [47]) that describes the `MediaSynchroniser` API Timeline (as defined in clause 13.4.3). To do this, the `timelineSelector` in the first item in the list shall be an exact string match for the `timelineSelector` passed as an argument to the `initMediaSynchroniser()` method.

Table 21: Primary aspect of presentationStatus when master media is a video/broadcast object

Transition to this state of the v/b object	Current v/b object state	Primary aspect of CSS-CII presentationStatus
channel change or bind	Connecting	transitioning
transient error	Connecting	okay
any transition	Presenting	okay
any transition	Unrealized or Stopped	fault (see note)
NOTE: After this is sent in a CII message, the terminal will also cease to be a master terminal for inter-device synchronization because this scenario generates a permanent error (see clause 9.7.1).		

Table 22: Void

Table 23: Primary aspect of presentationStatus when master media is an HTML5 media element

State of HTML5 media element	Primary aspect of CSS-CII presentationStatus
<code>readyState < HAVE_CURRENT_DATA</code>	transitioning
<code>readyState ≥ HAVE_CURRENT_DATA</code>	okay
An error has occurred	fault see note
NOTE: After this is sent in a CII message, the terminal will also cease to be a master terminal for inter-device synchronization because this scenario generates a permanent error (see clause 9.7.1).	

As described in clause 5.6 of ETSI TS 103 286-2 [47], a CSA assumes initial values for all properties of null until a first CII message is received from the master terminal. An active CSS-CII service endpoint is always accompanied by active CSS-WC and CSS-TS service endpoints and there is always a designated master media object that will be connecting to or playing a source of media. The first CII message shall therefore define non-null values for at least the following properties: `protocolVersion`, `contentId`, `contentIdStatus`, `presentationStatus`, `tsUrl` and `wcUrl`.

As described in clause 5.6 of ETSI TS 103 286-2 [47], properties may be omitted from CII messages if the value of the property has not changed since the last time a CII message was sent to the same slave.

NOTE 5: Because the `timelines` property is to be defined if the MediaSynchroniser API timeline is available, then the first CII message is also expected to include this property if the timeline is available at the time.

NOTE 6: The `timelines` property can also list other timelines provided that the MediaSynchroniser API timeline is the first item in the list.

NOTE 7: The `contentId` and other properties can change during inter-device synchronization even though the master media is derived from the same media object. The master terminal pushes updates when any property of the CII message changes.

The CSS-CII endpoint shall satisfy the security requirements of clause 11.7 of the present document.

13.6.3 Void

13.7 Wall clock synchronization

13.7.1 General

To facilitate inter-device synchronization of the presentation of media, a terminal has an internal Wall Clock against which the progress of the timeline of media being presented by the terminal can be measured. The master terminal responds to Wall Clock Synchronization protocol requests from Companion Screen applications to synchronize their own internal Wall Clock with that of the master terminal.

13.7.2 Wall clock properties

The terminal shall have a Wall Clock as defined in clause 8.3 of ETSI TS 103 286-2 [47]. The Wall Clock of the master terminal shall be monotonic and without discontinuities. The Wall Clock should not be directly derived from any real time clock source in the master terminal.

NOTE 1: It is possible to derive a Wall Clock from a real time clock source, but this requires care to be taken to ensure that it is free from discontinuities and meets the measurement precision and maximum frequency error requirements described below. A local NTP client process within the terminal can cause discontinuities or contribute to frequency error when it is applying a frequency adjustment (slew) to adjust the clock.

Measurements of the Wall Clock (or clock from which the Wall Clock is derived) by the terminal shall have a measurement precision (as defined in clause 8.2.2 of ETSI TS 103 286-2 [47]) of 1 ms or better (smaller) for the purposes of:

- the master terminal or CSA measuring the timeline of the broadcast or broadband media against the reference point (defined in clause 13.4.1);
- the master terminal setting the value of the `receive_timevalue` in a Wall Clock Synchronization response message with `message_type` 1, 2 or 3;
- the master terminal setting the value of the `transmit_timevalue` in a Wall Clock Synchronization response message with `message_type` 1 or 3.

NOTE 2: A master terminal sets the `precision` field in Wall Clock Synchronization response messages that it sends in order to indicate the measurement precision for `receive_timevalue` and `transmit_timevalue` fields. The `precision` field in Wall Clock Synchronization request messages received by the master terminal is ignored.

The maximum frequency error of the Wall Clock (or clock from which the Wall Clock is derived), as defined in clause 8.2.3 of ETSI TS 103 286-2 [47], shall be 500 ppm or better (smaller).

NOTE 3: A master terminal sets the `max_freq_error` field in Wall Clock Synchronization response messages that it sends in order to indicate the maximum frequency error of the Wall Clock. The `max_freq_error` field is not used for this purpose in Wall Clock Synchronization request messages sent by CSAs.

13.7.3 WC-Server (master terminal)

When the terminal is a master terminal, it shall implement a WC-Server as defined in clause 8 of ETSI TS 103 286-2 [47]. The WC-Server shall provide the CSS-WC service endpoint on the terminal's broadband interface.

The master terminal WC-Server function shall provide an active Wall Clock Synchronization service endpoint and advertise the location through the `wcUr1` property of CSS-CII messages sent from the CSS-CII service endpoint. The terminal shall not change the location of the WC-Server endpoint while one or more clients are connected to CSS-CII.

NOTE 1: A CSA only communicates with CSS-WC service endpoint on a master terminal.

The WC-Server shall respond in a timely fashion to a minimum of 25 requests per second. Responding in a timely fashion is defined as sending all responses within 200 ms or less of receiving any request, given uncongested network conditions on the terminal's broadband interface.

NOTE 2: 25 requests per second is assumed to comprise 5 entities (CSAs) simultaneously sending 5 requests per second. This is a peak rate that may be used only for a few seconds at the beginning of a Wall Clock Synchronization procedure to rapidly synchronize their Wall Clocks. Subsequent requests can be assumed to be much more infrequent (e.g. 1 every 2 seconds per entity).

If the WC-Server responds to a request by sending both a response and a follow-up response then the follow-up response shall also be sent by the terminal within 200 ms of the request being received, given uncongested network conditions on the terminal's broadband interface.

In Wall Clock response messages (where the `message_type` field has value 1, 2 or 3) sent by a master terminal the `precision` field shall have a value equal to or less than -9 and the `max_freq_error` field shall have a value equal to or less than 128 000.

NOTE 3: These constraints on values correspond to the requirements specified in clause 13.7.2 for measurement precision (for setting the values of the `receive_timevalue` and `transmit_timevalue` fields) and maximum frequency error of the Wall Clock.

13.7.4 Void

13.8 Timeline Synchronization service endpoint

13.8.1 General

To facilitate inter-device synchronization of the presentation of media, a master terminal implements the CSS-TS service endpoint (as defined in clause 9 of ETSI TS 103 286-2 [47]). A Companion Screen application connects to the CSS-TS service endpoint to establish a session of the Timeline Synchronization Protocol.

This protocol conveys messages containing setup-data and Control Timestamps and Actual, Earliest and Latest Presentation Timestamps that relate Wall Clock time to the Synchronization Timeline.

13.8.2 CSS-TS service endpoint (master terminal)

13.8.2.1 General

When the terminal is a master terminal, it shall implement an MSAS function that implements a CSS-TS service endpoint as defined in clause 9 of ETSI TS 103 286-2 [47]. The MSAS function of the master terminal shall provide the CSS-TS service endpoint on the master terminal's broadband interface.

For each media object involved in synchronization at the master terminal, the master terminal implements an SC function that interacts with the MSAS function of the master terminal to control the presentation timing and report the achievable presentation timings for that media object.

The MSAS function of the master terminal shall support a minimum of 10 simultaneous sessions of the Timeline Synchronization Protocol at the CSS-TS service endpoint and shall allow CSAs to connect to this service endpoint until the MSAS function of the master terminal has reached the limit of the number of simultaneous sessions it can support.

The MSAS function of the master terminal shall ignore the `Origin` header if it is present in the client handshake of the connection request.

When the terminal ceases to be a master terminal, it shall close any connections to the CSS-TS service endpoint from CSAs, following the process described in clause 9 of ETSI TS 103 286-2 [47].

The CSS-TS endpoint shall satisfy the security requirements of clause 11.7 of the present document.

13.8.2.2 Synchronization timeline availability

As the first stage of the protocol session, the MSAS function of the master terminal awaits a setup-data message from the CSA. This message requests the Synchronization Timeline to be used for the remainder of the protocol session. The Synchronization Timeline defines the reference frame for `contentTime` property values in Control Timestamps and Actual, Earliest and Latest Presentation Timestamps exchanged during the protocol session.

The requested Synchronization Timeline shall be available if the requirements for determining the availability defined in clause 9.7.3 of the present document and clause 9.2 of ETSI TS 103 286-2 [47] are met and the requested Timeline is supported by the master terminal (see clause 13.4.2) and the master terminal has sufficient resources to decode the requested Timeline (see clause 13.4.2).

When the `contentIdOverride` property of the `MediaSynchroniser` object is (or is set to) a non-null value the value of this property overrides the content ID of the master media and shall be used in its place when determining availability according to the process defined in clause 9.2 of ETSI TS 103 286-2 [47]. When `contentIdOverride` is (or is set to) undefined or `null`, then no override takes place.

NOTE 1: The availability of the Synchronization Timeline is dependent on whether the `contentIdStem` matches the `contentId` for the master content (which might be overridden as described above) and whether the requested timeline is currently derivable for the master media.

NOTE 2: Availability can change during the session and this is reflected in the timestamp messages send by the MSAS function. For example: a change of `contentId` may change whether it matches the `contentIdStem` provided in the `setup-data` message.

NOTE 3: A timeline that is available when tuned to a DVB broadcast may not necessarily be available when playing back a PVR recording of that same broadcast unless the component carrying that timeline was recorded.

13.8.2.3 Frequency of control timestamp messages

The MSAS function of the master terminal shall send its first Control Timestamp within 500 ms of receiving the setup-data message and having determined the availability of the timeline.

NOTE: This means that the master terminal sends the first Control Timestamp at most 500 ms after having played 2,5 seconds of the broadcast or SPTS stream subsequent to the request for a TEMI timeline being made, or within 500 ms for all other types of timeline defined in the present document. For a TEMI timeline, if the content is not yet playing then this period will be longer.

EXAMPLE 1: A request is made to the MSAS function of the master terminal for a Period-Relative timeline for an MPEG DASH presentation. The request refers to a Period that is described in the MPD. The master terminal responds within 500 ms of the request by sending a Control Timestamp giving the timeline position.

EXAMPLE 2: A request is made to the MSAS function of the master terminal for a TEMI timeline for a paused SPTS being streamed via broadband. The playback of the stream is not resumed until 10 seconds after the request is made. The master terminal therefore potentially waits up to 13 seconds (10 seconds plus 500 ms plus 2,5 seconds) before responding with a Control Timestamp giving either the timeline position, or signalling the unavailability of the timeline.

The MSAS function of the master terminal shall send an updated Control Timestamp a minimum of 500 ms after a previous Control Timestamp when the synchronization timeline availability changes, or if the timeline is available and the timeline speed multiplier is non zero and the relationship between Wall Clock and Synchronization Timeline drifts by an amount exceeding ± 1 ms when compared to the previously sent Control Timestamp. If there is a change of playback speed then the terminal shall send an additional Control Timestamp without waiting a minimum of 500 ms since the previous Control Timestamp.

The MSAS function of the master terminal shall be able to handle receiving a minimum of 2 Actual, Earliest and Latest Presentation timestamp messages per session per second.

13.8.2.4 Controlling timing of presentation

As described in clause 9 of ETSI TS 103 286-2 [47], the MSAS function of the master terminal exchanges timestamp messages with SC functions of CSAs to coordinate the synchronized presentation of content between the master terminal and the CSAs.

SC functions of CSAs send Actual, Earliest and Latest Presentation Timestamps that describe the range of timings of presentation that they can achieve. The MSAS function of the master terminal sends Control Timestamps to instruct the SC functions of CSAs as to the speed and timing of presentation that they need to adjust to in order to achieve presentation that is synchronized with the master media at the master terminal.

NOTE 1: Clauses C.5.3 and C.6.3 of ETSI TS 103 286-2 [47] provide guidance on how to calculate an achievable timing of presentation given Actual, Earliest and Latest Presentation Timestamps provided by SC functions of CSAs.

Control Timestamps sent by the MSAS function of the master terminal to CSAs shall, when the synchronization timeline is available, represent the timing of presentation of the master media by the master terminal. Control Timestamps shall represent timing of presentation with respect to the reference point for timestamping defined in clause 13.4.1 when the value of the `timelineSpeedMultiplier` property is 1 and may do so when the `timelineSpeedMultiplier` property has any other value.

NOTE 2: This relaxation of the requirement acknowledges that it is more challenging for a terminal to provide timing information that accurately represents the relationship between the timeline and the wall clock when playback is not at normal speed.

When a Control Timestamp is representing a timing of presentation with respect to the reference point for timestamping, it shall do so to within plus or minus the minimum synchronization accuracy defined in clause 9.7.4.

The `timelineSpeedMultiplier` property in Control Timestamps shall represent the speed of presentation of the master media at the master terminal. The property shall have the value 1 under normal playback conditions. When presentation of the master content is paused (by the user or by the terminal when waiting for buffers to fill), the value shall be zero. When presentation is moving at any other rate, the value shall be the approximate intended playback speed of the presentation (e.g. a value of 2 corresponds to $\times 2$ fast-forward). The true presentation speed may marginally differ from the intended playback speed reported in the property.

Adjustments to the timing of presentation of master media and any other media at the master terminal have the following requirements:

- 1) The MSAS function of the master terminal shall only adjust to a new timing of presentation if it is achievable for the master media and it is also achievable for other media being presented by the master terminal if it is performing multi-stream synchronization.

NOTE 3: As described in clause 13.5, a timing of presentation is achievable if the terminal can obtain the media sufficiently early or delay obtaining it or buffer it to present it sufficiently late.

- 2) The MSAS function of the master terminal should adjust the timing of presentation to be achievable by all CSAs that have supplied Earliest and Latest Presentation Timestamps, if such a timing is possible and it does not violate requirement 1).

NOTE 4: An achievable timing of presentation is any timing of presentation that falls within the interval described by Earliest and Latest Presentation Timestamps reported by CSAs.

- 3) If there is no timing of presentation that is achievable for all CSAs, then the MSAS function of the master terminal should adjust to a timing of presentation that is achievable by at least one CSA if such a timing is possible and it does not violate requirement 1).

If the existing timing of presentation of the master media is a timing that is already achievable by all CSAs then the MSAS function of the master terminal shall not adjust the timing of presentation.

NOTE 5: CSAs can also supply an Actual Presentation Timestamp as part of Actual, Earliest and Latest Presentation Timestamp messages. The MSAS function can also take this into account in deciding on a timing of presentation. This will, in some situations, avoid a discontinuity in the presentation at the slave device and therefore provide a smoother viewing experience for the user.

NOTE 6: CSAs can join or leave the synchronization at any time, by starting or stopping CSS-TS protocol sessions. CSAs can also report new Actual, Earliest and Latest Presentation Timestamps. A master terminal is recommended to avoid unnecessarily adjusting the timing of presentation in response to these occurrences if possible. Every adjustment is a disruption that will be noticeable to the user.

The specific algorithm used to adjust the presentation timing and subsequently calculate the Control Timestamp sent to CSAs is implementation specific and outside the scope of the present document.

If the master terminal is also performing multi-stream synchronization and multi-stream synchronization fails and ceases, then the terminal shall also cease to be a master terminal.

13.8.3 Void

13.9 Trigger Events

The terminal is not required to implement the Trigger Events service endpoint as defined in clause 10 of ETSI TS 103 286-2 [47].

13.10 Sequence diagrams for timeline synchronization (informative)

13.10.1 General

This clause provides a set of informational sequence diagrams to aid the understanding of the APIs for Timeline Synchronization between a master terminal and a slave Companion Screen Application (CSA). The architecture and master and slave roles are explained in clause 13.2. The API itself is specified in clause 8.2.3. Use of the API relate to the master HbbTV[®] terminal's use of the following interfaces and their respective protocols specified in ETSI TS 103 286-2 [47]:

- Content Identification and other Information interface and protocol (CSS-CII).
- Wall Clock synchronization interface and protocol (CSS-WC).
- Timeline Synchronization interface and protocol (CSS-TS).

The service endpoints for these protocols are implemented by the master terminal. The HbbTV[®] applications running on the terminal does not directly interact using these protocols, but instead direct the terminal to do so through use of the API.

Clauses 13.10.2, 13.10.3 and 13.10.4 illustrate, at a high level, the sequence of interactions between master terminals and slave CSAs and when the transition to and from being a master terminal occurs.

Clauses 13.10.5, 13.10.6 and 13.10.7 illustrate, in greater detail, the inter-device synchronization protocol interactions between master terminals and slave CSAs. These clauses focus on the CSS-CII and CSS-TS protocols and their relationship to state changes of the various types of media objects (video/broadcast object and HTML5 media element) when used as the master media at the master terminal. More messages may be sent via the protocols than those shown here. For example, these clauses do not detail the continuous exchange of Control Timestamps or Actual, Earliest and Latest Presentation Timestamps that maintain synchronization.

13.10.2 Initiation of timeline synchronization

Figure 27 shows a sequence diagram for the initiation of inter-device timeline synchronization between a master terminal and a Companion Screen application in the role of a slave. The terminal enters its role as a master only from the point at which the HbbTV® application instructs the MediaSynchroniser object to enable the inter-device synchronization processes.

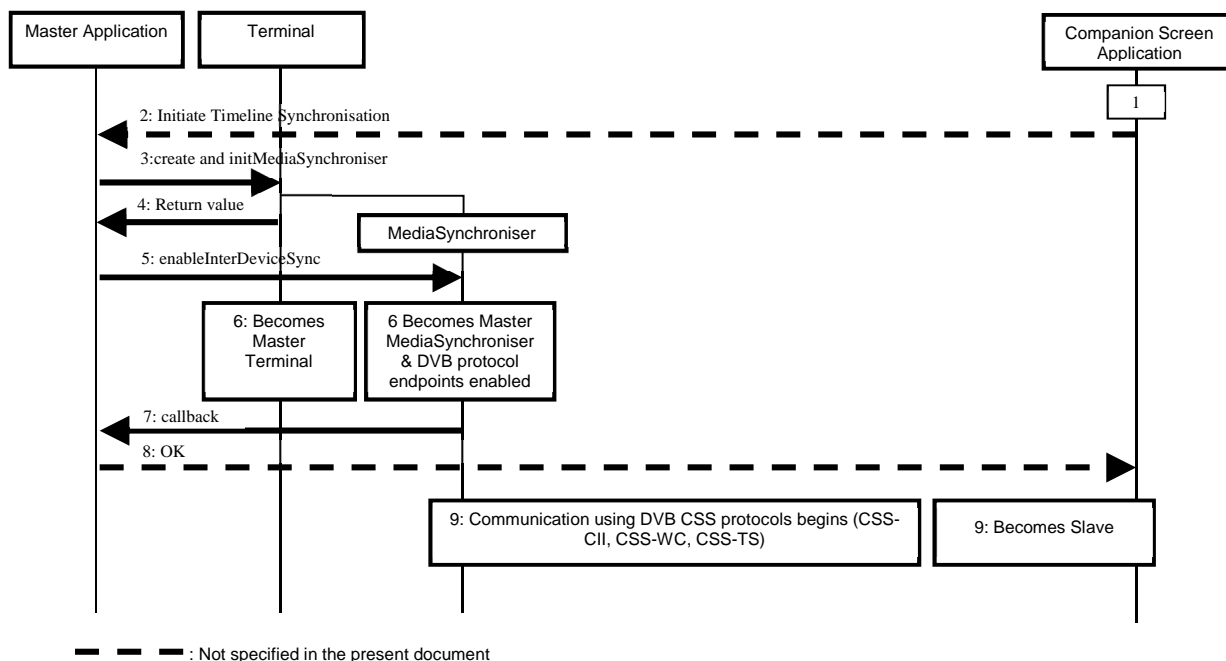


Figure 27: Initiation of inter-device timeline synchronization

- 1) The slave Companion Screen application is assumed to already be running and to have discovered the HbbTV® terminal running the master HbbTV® application and the locations of the service endpoints it provides (such as CSS-CII and app to app communication).
- 2) Negotiation between master HbbTV® application and slave Companion Screen application to agree to perform inter-device synchronization is out of scope of this API and could therefore take place via proprietary app to app communication.
- 3) The master HbbTV® application creates a master `MediaSynchroniser` embedded object. The application initializes it using the `initMediaSynchroniser()` method, passing it an existing media object (video/broadcast or HTML5 media object) and a timeline specification. The terminal on which the master HbbTV® application is running is now a master terminal.
- 4) A `MediaSynchroniser` embedded object is returned to the master HbbTV® application.
- 5) The master HbbTV® application asks the `MediaSynchroniser` to enable inter-device synchronization functionality by calling the `enableInterDeviceSync()` method.
- 6) The terminal enables inter-device synchronization functionality by ensuring the protocol endpoints defined in ETSI TS 103 286-2 [47] (CSS-CII, CSS-WC and CSS-TS) are ready to accept connections. The terminal on which the master HbbTV® application is running is now a master terminal.
- 7) The master `MediaSynchroniser` confirms, by callback, to the master HbbTV® application that inter-device synchronization has been enabled.
- 8) The master HbbTV® application at this stage might choose to signal to the slave Companion Screen application that the master terminal is now ready to perform inter-device synchronization. How this is done is out of scope of this API and therefore could take place via proprietary app to app communication.

- 9) The slave Companion Screen application begins to use the protocols defined in ETSI TS 103 286-2 [47] to prepare for inter-device presentation synchronization (e.g. communicating with the CSS-WC endpoint using the Wall Clock Synchronization protocol to estimate the master terminal Wall Clock; connecting to the CSS-CII endpoint and connecting to the CSS-TS endpoint to start exchanging timing information). The Companion Screen application is now in the role of a slave for inter-device synchronization.

13.10.3 Protocols interactions for beginning inter-device synchronization

Figure 28 shows a sequence diagram for the protocol interactions for inter-device timeline synchronization between a master terminal and a slave Companion Screen application.

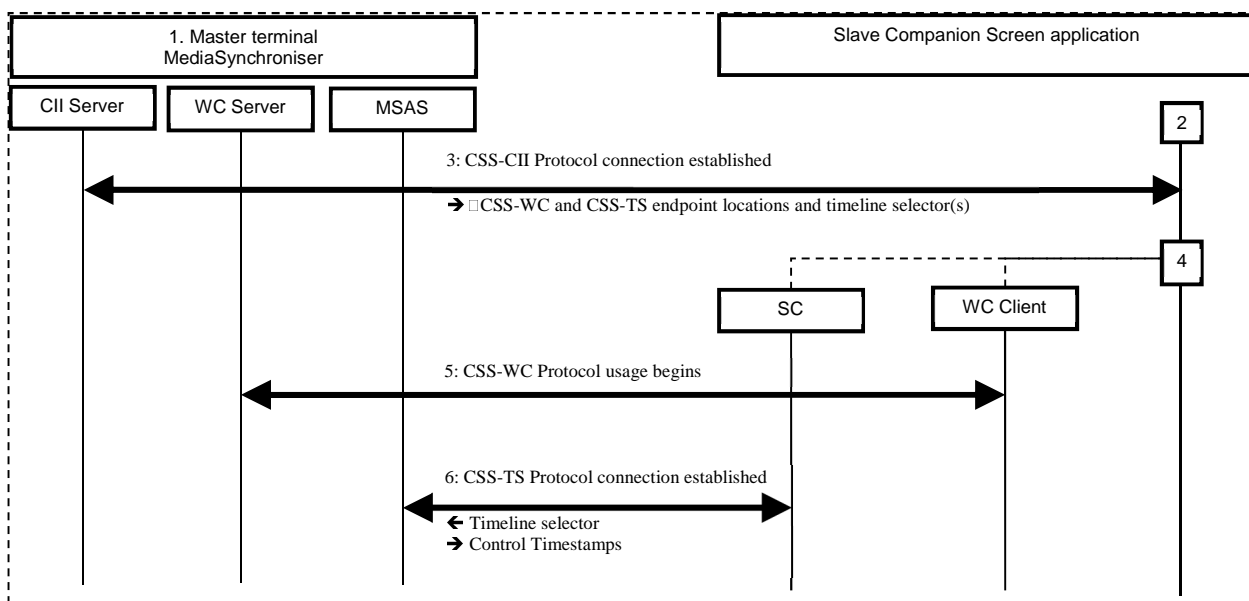


Figure 28: Protocol interactions for inter-device timeline synchronization

- 1) The application at the master terminal has already enabled inter-device synchronization and the servers implementing the endpoints for the CSS-CII, CSS-WC and CSS-TS protocols are already active.
- 2) The Companion Screen application begins to interact with the endpoint for the master HbbTV[®] terminal using the CSS-CII protocol. CII messages sent by the master terminal via this protocol provide the locations of endpoints for the CSS-WC and CSS-TS protocols and the timeline selector for a timeline that can be requested from the master terminal.
- 3) The Companion Screen application initializes any internal elementary functions it needs to perform Wall Clock synchronization using the CSS-WC protocol and Timeline Synchronization using the CSS-TS protocol.
- 4) The Wall Clock Client elementary function of the Companion Screen application begins using the Wall Clock Synchronization Protocol to synchronize its Wall Clock to that of the master terminal.
- 5) The Synchronization Client elementary function of the Companion Screen application connects to the CSS-TS endpoint and uses it to obtain Control Timestamps for the timeline identified by the timeline selector obtained earlier via the CSS-CII protocol.

The Companion Screen application is in a slave role once it has established the connections to CSS-CII and CSS-TS and begun to use the Wall Clock protocol.

Once the slave Companion Screen application has approximated its Wall Clock to that of the master terminal, the slave can then begin using the Timeline Synchronization Protocol to coordinate the timing of its own activities (such as the timing of presentation of media) with the timing of presentation of media objects associated with the master terminal MediaSynchroniser.

The use of these inter-device synchronization protocols continues indefinitely while inter-device synchronization is being performed in order to maintain synchronization.

13.10.4 Termination of timeline synchronization

When a slave Companion Screen application stops using the protocols defined in ETSI TS 103 286-2 [47], it ceases to be in a slave role for media synchronization. The master terminal continues unaffected.

However, if a master terminal disables inter-device synchronization, then its termination of protocol connections will cause slave Companion Screen applications to also terminate inter-device synchronization and cease to be in a slave role.

Figure 29 shows a sequence diagram for the termination of inter-device synchronization initiated by the master terminal.

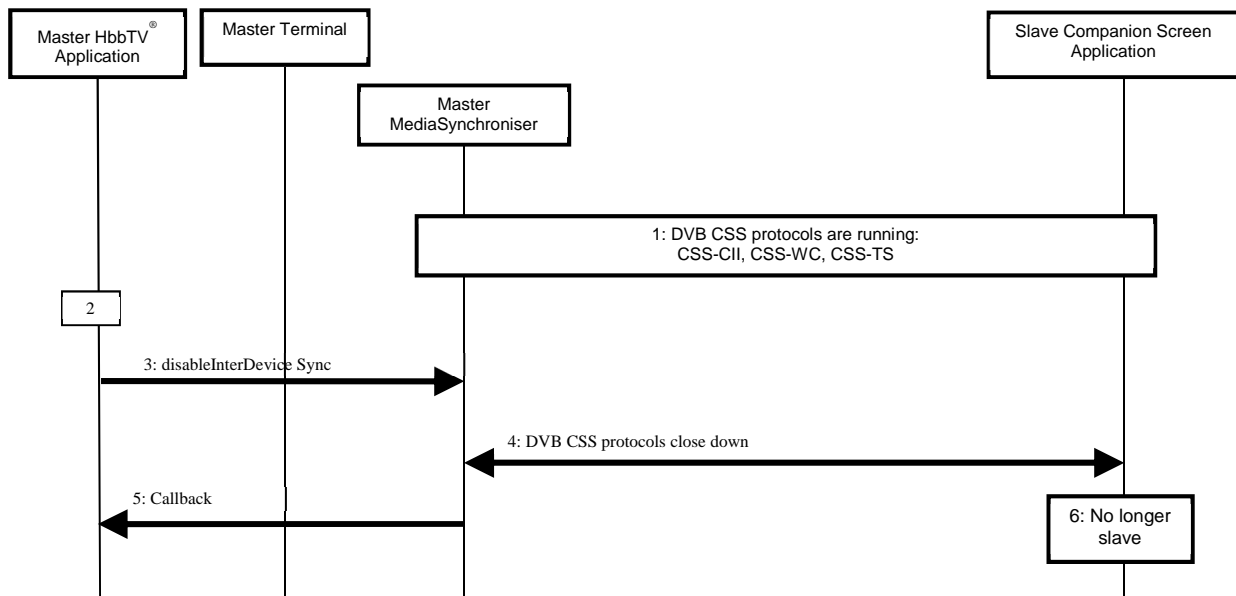


Figure 29: Termination of inter-device timeline synchronization

- 1) A slave Companion Screen application is currently communicating with a master terminal `MediaSynchroniser` object using the protocols to perform inter-device synchronization.
- 2) The master HbbTV® application decides to cease inter-device synchronization. How and when this decision is made is application specific behaviour.
- 3) The master HbbTV® application requests that the master terminal `MediaSynchroniser` disables inter-device synchronization.
- 4) The master terminal therefore closes down the protocol communication with any and all slave Companion Screen applications.
- 5) The master terminal `MediaSynchroniser` informs the master HbbTV® application that inter-device synchronization has been disabled. The terminal is now no longer a master terminal.
- 6) The Companion Screen application is now no longer in a slave role.

13.10.5 Detailed protocol interaction (HTML5 media element presenting ISOBMFF as master media)

The following sequence of interactions is illustrated in Figure 30 with examples of message values in Table 24:

- Initially, the master terminal has already created an HTML5 media element to play an ISOBMFF media file streamed via HTTP (that is not a DASH presentation):
 - After the HTML5 element has buffered sufficient data and begins to play, the application initializes a `MediaSynchroniser` object, passing it that media object.

- When the application calls `enableInterDeviceSync` on the `MediaSynchroniser` object, the master terminal begins to provide active endpoints for CSS-CII, CSS-WC and CSS-TS.
- The master terminal then invokes the callback to notify the application that it is now a master terminal.
- Next, the Companion Screen application initiates inter-device synchronization:
 - The Companion Screen application connects to the CSS-CII endpoint and the master terminal responds with a CII message (msg 1).
 - The Companion Screen application begins to use the CSS-WC protocol (not shown in the figure) by sending requests to the endpoint location given by the master terminal in msg 1.
 - The Companion Screen application also connects to the CSS-TS endpoint location given by the master terminal in msg 1.
 - The Companion Screen application sends a setup-data message (msg 2) via the CSS-TS connection using the timeline selector obtained from msg 1.
 - The master terminal responds with a Control Timestamp message (msg 3) via the CSS-TS connection.
 - The Companion Screen application now has enough information to begin synchronizing its presentation timing to that of the media being presented by the master terminal.
- Then at some later point, the application at the master terminal instructs the HTML5 media element to pause for a brief period:
 - The master terminal sends a Control Timestamp (msg 4) to notify the Companion Screen application.
 - When the application unpauses the HTML5 media element, normal playback speed is resumed. The master terminal sends an updated Control Timestamp (msg 5) to notify the Companion Screen application.
- When the HTML5 media element reaches the end of the media playback:
 - The master terminal sends a Control Timestamp (msg 6) to inform the Companion Screen application that playback has the appearance of having paused.
- Later, the application at the master terminal changes the `src` attribute of the HTML5 media element, or takes some other action that causes the media element to generate an error:
 - The `MediaSynchroniser` object at the master terminal enters into the permanent error state with error code 16.
 - The master terminal sends a CII message to the slave informing it of the change in presentation status to "fault".
 - The Companion Screen application now knows it is not possible to synchronize with the master terminal and reacts accordingly in an application specific way, such as ceasing presentation of its own media.
 - The master terminal then disconnects the CSS-CII and CSS-TS protocol connections and stops providing the endpoints.

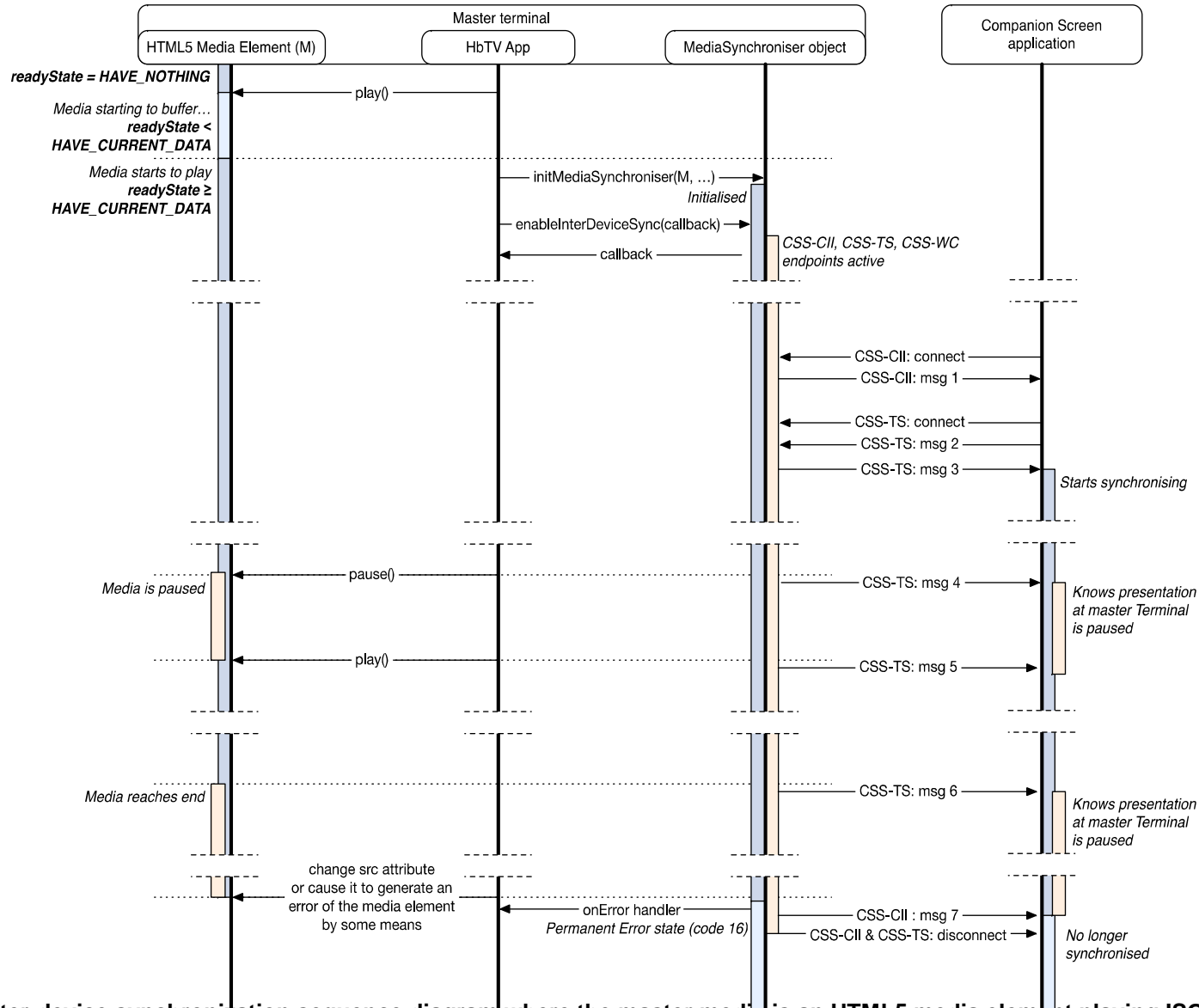


Figure 30: Inter-device synchronization sequence diagram where the master media is an HTML5 media element playing ISOBMFF media

Table 24: Inter-device synchronization messages where master media is an HTML5 media element playing ISOBMFF media

Message as referenced in Figure 30	Example JSON message contents
CSS-CII: msg 1	<pre>{ "protocolVersion": "1.1", "contentId": "http://broadcaster.com/mystream.mp4", "contentIdStatus": "final", "presentationStatus": "okay", "mrsUrl": null, "tsUrl": "ws://192.168.1.5:7861/d7673c2a-9a22-11ec-adfc-07b68eafa3a9", "wcUrl": "udp://192.168.1.5:6677", "teUrl": null, "timelines": [{ "timelineSelector": "urn:dvb:css:timeline:ct", "timelineProperties": { "unitsPerTick": 1, "unitsPerSecond": 1000 } }] }</pre>
CSS-TS: msg 2	<pre>{ "contentIdStem": "", "timelineSelector": "urn:dvb:css:timeline:ct" }</pre>
CSS-TS: msg 3	<pre>{ "contentTime": "826", "wallClockTime": "8576234985623", "timelineSpeedMultiplier": 1 }</pre>
CSS-TS: msg 4	<pre>{ "contentTime": "1523", "wallClockTime": "8595262157800", "timelineSpeedMultiplier": 0 }</pre>
CSS-TS: msg 5	<pre>{ "contentTime": "1523", "wallClockTime": "9485629346497", "timelineSpeedMultiplier": 1 }</pre>
CSS-TS: msg 6	<pre>{ "contentTime": "8192", "wallClockTime": "8692746287477", "timelineSpeedMultiplier": 0 }</pre>
CSS-CII: msg 7	<pre>{ "presentationStatus": "fault" }</pre>

13.10.6 Detailed protocol interaction (HTML5 media element presenting DASH as master media)

The following sequence of interactions is illustrated in Figure 31 with examples of message values in Table 25:

- Initially, the master terminal has already created an HTML5 media element to play an MPEG DASH presentation:
 - The application calls the `play()` method of the HTML5 media element causing it to begin buffering.
 - After the HTML5 media element has buffered sufficient data for `readyState` to be greater than or equal to `HAVE_CURRENT_DATA`, the application initializes a `MediaSynchroniser` object, passing it that media object and a timeline selector of `"urn:dvb:css:timeline:mpd:period:rel:25:00d1"`. At this point, the HTML5 video element has not necessarily begun playing.
 - When the application calls `enableInterDeviceSync` on the `MediaSynchroniser` object the master terminal begins to provide active endpoints for CSS-CII, CSS-WC and CSS-TS.

- The master terminal then invokes the callback to notify the application that it is now a master terminal.
- Next, the Companion Screen application initiates inter-device synchronization:
 - The Companion Screen application connects to the CSS-CII endpoint and the master terminal responds with a CII message (msg 1). The presentation status conveyed in this message is "okay".
 - The Companion Screen application begins to use the CSS-WC protocol (not shown in the figure) by sending requests to the endpoint location given by the master terminal in msg 1.
 - The Companion Screen application also connects to the CSS-TS endpoint location given by the master terminal in msg 1.
 - The Companion Screen application sends a setup-data message (msg 2) via the CSS-TS connection using the timeline selector obtained from msg 1.
 - The master terminal responds with a Control Timestamp message (msg 3) via the CSS-TS connection. This indicates that the timeline is currently at content time 0, but is currently paused (because the media has not yet begun to play). The Companion Screen application now has enough information to begin synchronizing its presentation timing to that of the master terminal (by seeking to the right time and pausing).
 - Shortly after, the HTML5 media element begins playing. This causes the master terminal to send an updated Control Timestamp (msg 4) and a CII message (msg 5) to inform the Companion Screen application that playback is now proceeding at normal speed.
- Then at some later point, the application at the master terminal instructs the HTML5 media element to seek:
 - Because the required data is not yet buffered, this causes the HTML5 media element `readyState` to change to be less than `HAVE_CURRENT_DATA`.
 - The master terminal sends an updated Control Timestamp (msg 5) and CII message (msg 6) to notify the Companion Screen application that presentation is paused and that the presentation status has changed to "transitioning". The Companion Screen application reacts in an appropriate application-specific way, such as pausing presentation of its own media.
 - When the HTML5 media element has buffered sufficient media data and resumes playing with `readyState` greater than or equal to `HAVE_CURRENT_DATA`, the master terminal sends an updated Control Timestamp (msg 7) to notify the Companion Screen application that presentation is now progressing.
 - The seek operation has, in this instance, caused the HTML5 media element to now be playing from a different period with id "00d2" of the DASH presentation. The master terminal therefore immediately sends a CII message (msg 8) to inform the Companion Screen application of the change to the content id as well as the change of presentation status back to "okay".
 - The Companion Screen application now knows that it can also resume its own presentation.
- Later, the manifest for the DASH presentation is updated. This removes the period with id "00d1":
 - The timeline selector used by the Companion Screen application for the CSS-TS connection specified a timeline relative to the start of the period with id "00d1". The master terminal sends a Control Timestamp (msg 9) to inform the Companion Screen application that this timeline is no longer available.
 - The Companion Screen application now knows it is not possible to synchronize with the master terminal and reacts accordingly in an application specific way, such as ceasing presentation of its own media.
 - This also results in a permanent error state of the `MediaSynchroniser` at the master terminal with error code 15.
 - The master terminal and Companion Screen application disconnect the CSS-CII and CSS-TS protocol connections and the master terminal stops providing the endpoints.

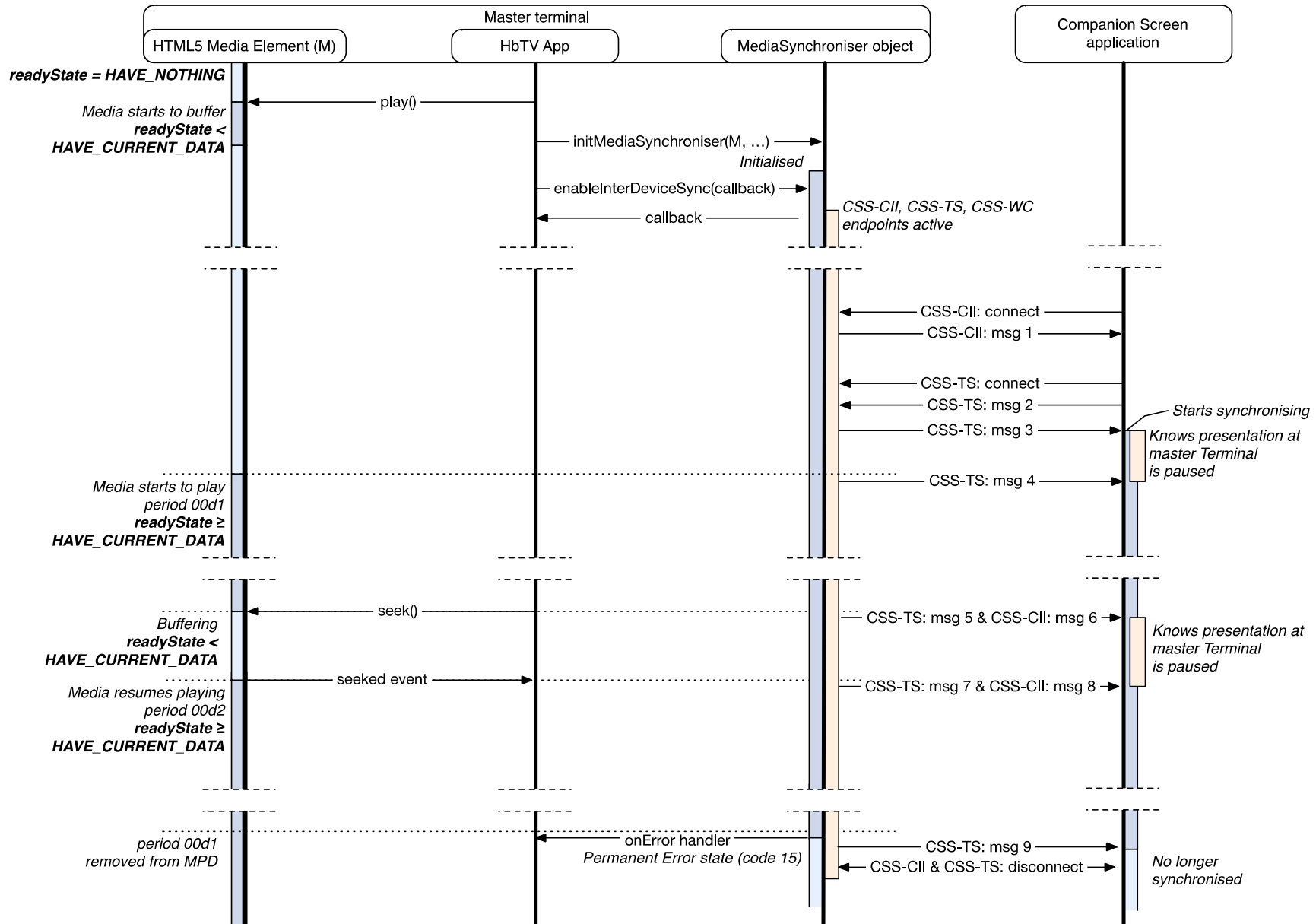


Figure 31: Inter-device synchronization sequence diagram where master media is an HTML5 media element playing an MPEG DASH presentation

**Table 25: Inter-device synchronization messages
where master media is an HTML5 media element playing an MPEG DASH presentation**

Message as referenced in Figure 31	Example JSON message contents
CSS-CII: msg 1	<pre>{ "protocolVersion": "1.1", "contentId": "http://broadcaster.com/mystream.mpd#period=00d1", "contentIdStatus": "final", "presentationStatus": "okay", "mrsUrl" : null, "tsUrl" : "ws://192.168.1.5:7861/29a92cbe-9a23-11ec-8df4-673ce774fa7c", "wcUrl" : "udp://192.168.1.5:6677", "teUrl" : null, "timelines" : { "timelineSelector" : "urn:dvb:css:timeline:mpd:period:rel:25:00d1", "timelineProperties" : { "unitsPerTick": 1, "unitsPerSecond": 25 } } }</pre>
CSS-TS: msg 2	<pre>{ "contentIdStem" : "", "timelineSelector" : "urn:dvb:css:timeline:mpd:period:rel:25:00d1" }</pre>
CSS-TS: msg 3	<pre>{ "contentTime" : "0", "wallClockTime" : "9000150284310", "timelineSpeedMultiplier" : 0 }</pre>
CSS-TS: msg 4	<pre>{ "contentTime" : "0", "wallClockTime" : "9008150224670", "timelineSpeedMultiplier" : 1 }</pre>
CSS-TS: msg 5	<pre>{ "contentTime" : "175", "wallClockTime" : "9015150859370", "timelineSpeedMultiplier" : 0 }</pre>
CSS-CII: msg 6	<pre>{ "presentationStatus": "transitioning" }</pre>
CSS-TS: msg 7	<pre>{ "contentTime" : "15283", "wallClockTime" : "9016153926600", "timelineSpeedMultiplier" : 1 }</pre>
CSS-CII: msg 8	<pre>{ "contentId": "http://broadcaster.com/mystream.mpd#period=00d2", "contentIdStatus": "final", "presentationStatus": "okay" }</pre>
CSS-TS: msg 9	<pre>{ "contentTime" : null, "wallClockTime" : "9017154281880", "timelineSpeedMultiplier" : null }</pre>

13.10.7 Detailed protocol interaction (video/broadcast object as master media)

The following sequence of interactions is illustrated in Figure 32 with examples of message values in Table 26:

- Initially, the master terminal has already created a video/broadcast object that is bound to the broadcast video being currently presented. The video/broadcast object is in the presenting state:
 - The application initializes a `MediaSynchroniser` object, passing it that media object and a timeline selector of `"urn:dvb:css:timeline:temi:1:1"` specifying a TEMI timeline from component tag 1 with timeline id 1.
 - When the application calls `enableInterDeviceSync` on the `MediaSynchroniser` object the master terminal begins to provide active endpoints for CSS-CII, CSS-WC and CSS-TS.
 - The master terminal then invokes the callback to notify the application that it is now a master terminal.
- Next, the Companion Screen application initiates inter-device synchronization:
 - The Companion Screen application connects to the CSS-CII endpoint and the master terminal responds with a CII message (msg 1). The presentation status conveyed in this message is "okay".
 - The Companion Screen application begins to use the CSS-WC protocol (not shown in the figure) by sending requests to the endpoint location given by the master terminal in msg 1.
 - The Companion Screen application also connects to the CSS-TS endpoint location given by the master terminal in msg 1.
 - The Companion Screen application sends a setup-data message (msg 2) via the CSS-TS connection using the timeline selector obtained from msg 1.
 - The master terminal responds with a Control Timestamp message (msg 3) via the CSS-TS connection. The Companion Screen application now has enough information to begin synchronizing its presentation timing to that of the media being presented by the master terminal.
- Then at some later point, there is a change in the DVB EIT present/following signalling in the broadcast for the DVB service currently being presented:
 - The master terminal sends a new content id in a CII message (msg 4) via the CSS-CII connection.
- Later, the application on the master terminal initiates a channel change using the `setChannel()` method of the video/broadcast object: (the application on the master terminal is assumed to remain running after the channel change completes):
 - The video/broadcast object transitions to the "connecting" state and the master terminal sends a CII message (msg 5) via the CSS-CII connection to indicate that the presentation status is "transitioning" and to provide a partial content id.
 - This is sufficient information for the Companion Screen application to know that a channel change is in progress.
 - Shortly after, the video/broadcast object transitions back to the "presenting" state as the channel change completes. The master terminal sends a CII message (msg 6) via the CSS-CII connection to indicate that the presentation status has reverted to "okay".
 - Within a second or two, the master terminal also determines that there is still a TEMI timeline available for the new service on the same component id and with the same timeline id as was specified in the timeline selector provided by the Companion Screen application in msg 2. The master terminal sends an updated Control Timestamp (msg 7) with the content time adjusted to match the new TEMI timeline.
 - The master terminal determines that it now has all information required to formulate a final version of the content id. The master terminal sends this final version to the Companion Screen application in a CII message (msg 8) via the CSS-CII connection.

- After some time, the terminal experiences a temporary signal loss:
 - Because this is a temporary signal loss only, the master terminal does not need to send any messages to the Companion Screen application.
- Finally, the application at the master terminal calls the release method of the video/broadcast object:
 - The video/broadcast object transitions to the "unrealized" state.
 - The `MediaSynchroniser` object at the master terminal enters into the permanent error state with error code 16.
 - The master terminal sends a CII message (msg 9) to the Companion Screen application informing it of the change in presentation status to "fault".
 - The Companion Screen application now knows it is not possible to synchronize with the master terminal and reacts accordingly in an application specific way, such as ceasing presentation of its own media.
 - The master terminal then disconnects the CSS-CII and CSS-TS protocol connections and stops providing the endpoints.

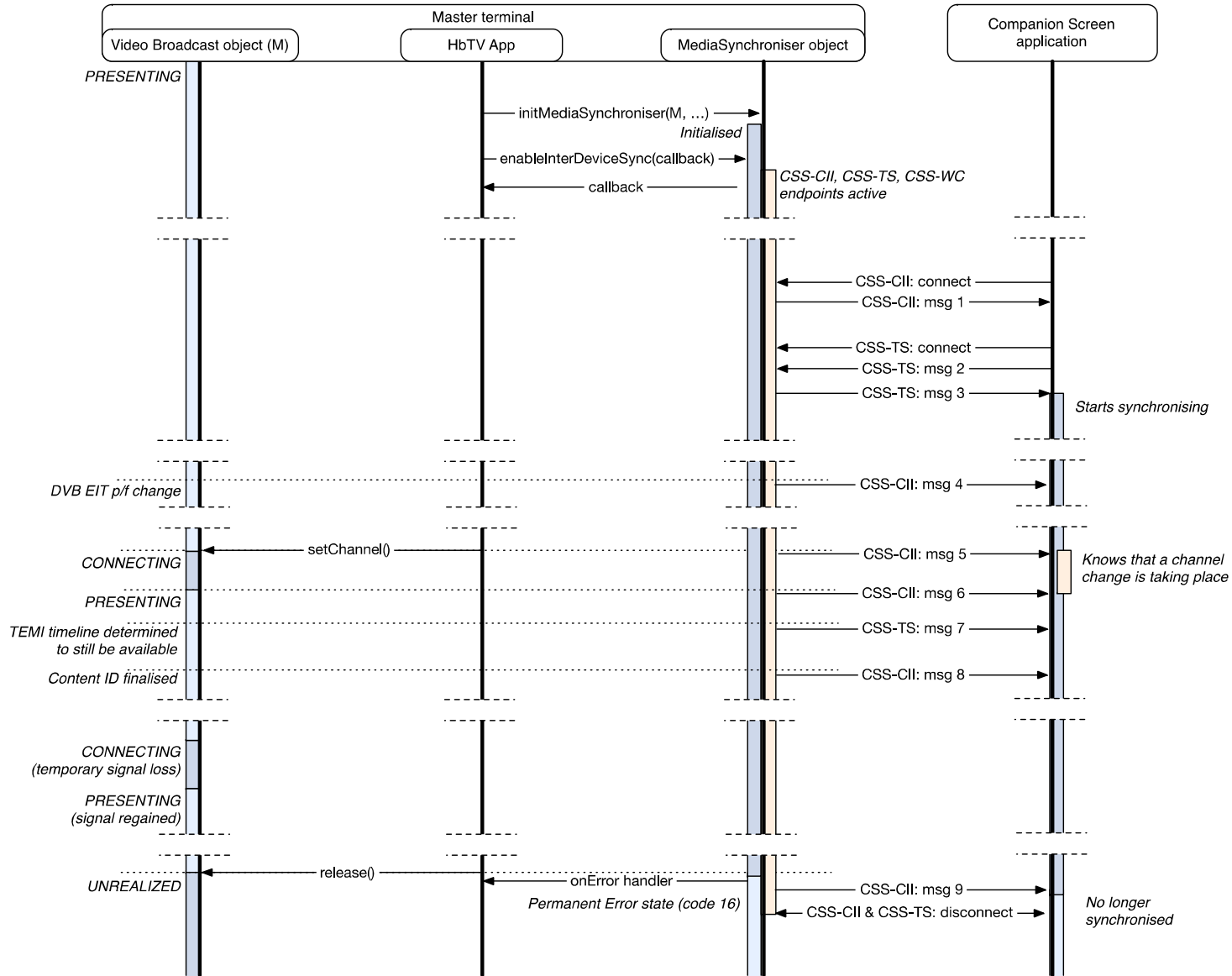


Figure 32: Inter-device synchronization sequence diagram where master media is a video/broadcast object

Table 26: Inter-device synchronization messages where master media is a video/broadcast object

Message as referenced in Figure 29	Example JSON message contents
CSS-CII: msg 1	<pre>{ "protocolVersion": "1.1", "contentId": "dvb://233a.1004.1044;35f7~20131004T0930Z--PT01H00M?anc_nit=495254", "contentIdStatus": "final", "presentationStatus": "okay", "mrsUrl" : null, "tsUrl" : "ws://192.168.1.5:7861/344ee776-9a23-11ec-b626-33ad4147b711", "wcUrl" : "udp://192.168.1.5:6677", "teUrl" : null, "timelines" : { "timelineSelector" : "urn:dvb:css:timeline:temi:1:1", "timelineProperties" : { "unitsPerTick": 1, "unitsPerSecond": 50 } } }</pre>
CSS-TS: msg 2	<pre>{ "contentIdStem" : "", "timelineSelector" : "urn:dvb:css:timeline:temi:1:1" }</pre>
CSS-TS: msg 3	<pre>{ "contentTime" : "18442500", "wallClockTime" : "9000150284310", "timelineSpeedMultiplier" : 1 }</pre>
CSS-CII: msg 4	<pre>{ "contentId": "dvb://233a.1004.1044;35f8~20131004T1030Z--PT00H30M?anc_nit=495254", "contentIdStatus": "final" }</pre>
CSS-CII: msg 5	<pre>{ "contentId": "dvb://233a.1004.1080", "contentIdStatus": "partial", "presentationStatus": "transitioning" }</pre>
CSS-CII: msg 6	<pre>{ "presentationStatus" : "okay" }</pre>
CSS-TS: msg 7	<pre>{ "contentTime" : "2900015", "wallClockTime" : "9000183280003", "timelineSpeedMultiplier": 1 }</pre>

Message as referenced in Figure 29	Example JSON message contents
CSS-CII: msg 8	{ "contentId": "dvb://233a.1004.1080;21af~20131004T1015Z--PT01H00M", "contentIdStatus": "final" }
CSS-CII: msg 9	{ "presentationStatus": "fault" }

13.10.8 Void

Figure 33: Void

Table 27: Void

13.11 Application to media synchronization

13.11.1 General

The terminal shall support the following ways for an application to obtain the current media playback position for media objects (HTML5 media elements, video/broadcast objects and the A/V Control object):

- 1) The properties of the media objects that expose current media playback position as described in clause 13.11.2.
- 2) The `currentTime` property of a `MediaSynchroniser` object that exposes the current media timeline position as described in clause 13.11.3.

NOTE: Using the `MediaSynchroniser` object enables an application to select the timeline used to report the current playback position relative to a timeline even if no media synchronization is done.

13.11.2 Reading the media playback position of media objects

Each object or element that enables an application to present media provides a property that enables an application to read the current media playback position. These are as follows:

- For the HTML5 media elements, the `currentTime` property.
- For the A/V Control object, the `playPosition` property.

NOTE 1: The video/broadcast object does not provide a playback position, but applications can use the `MediaSynchroniser` object to retrieve the position on a timeline used for media synchronization as defined in clause 13.11.3.

When an application reads one of these properties, the value returned shall be the time of the last video frame that was composed with graphics before the method was called and shall be accurate to within 100 ms. For the A/V Control object, the value returned shall be updated each time the property is read. The precision of the playback position shall at least correlate with either:

- the frame rate of the video component presented by the media object, i.e. it is at least 40 ms for 25 fps video and 20 ms for 50 fps; or
- the length of an access unit of the audio component presented by the media object, e.g. is at least 24 ms for MPEG 1 Layer 2 at 48 kHz sample rate or 42,67 ms for HE-AAC at 48 kHz sample rate.

For the A/V Control object:

- For on-demand content the value returned when the property is read shall be as defined in clause 8.2.5.1 of the OIPF DAE specification [1].
- For MPEG-DASH the value returned when the property is read shall be as defined in clause 9.4.3 of the present document.

For HTML5 media elements, the value returned when the property is repeatedly read is defined by that specification - see the description of the 'official playback position' concept.

NOTE 2: The properties encode returned values in different ways - seconds for the `currentTime` property (milliseconds can be expressed in the fraction part of the returned value) and integer milliseconds for the `playPosition` property. This has no effect on the value that is returned.

13.11.3 Reading the media playback position of the MediaSynchroniser object

Using the `MediaSynchroniser` API (defined in clause 8.2.3), an application can create a `MediaSynchroniser` object using a given media object as the master media (see clause 13.2.4). In doing so it can specify a timeline to use that is derived from that media object's media stream. The `currentTime` property of the `MediaSynchroniser` object reports current playback position in terms of that timeline.

When an application reads the `currentTime` property of a `MediaSynchroniser` object (see clause 8.2.3.2.1) the returned value shall correspond to the current position of the timeline used by the `MediaSynchroniser` object. If the `MediaSynchroniser` object has been initialized, the returned value shall correspond to the current playback position of the media object that was passed as an argument to the `initMediaSynchroniser()` method (the master media). If the timeline is not yet available (see clause 9.7.3) then the value returned shall be NaN. In all other situations, the value returned shall be the time of the last video frame that was composed with graphics before the property was queried and shall be accurate to within 100 ms. The precision of the playback position shall either:

- correlate with the highest frame rate of any video being presented on the terminal where that video is a component of a media object attached to the `MediaSynchroniser`, e.g. it is at least 40 ms for 25 fps video and 20 ms for 50 fps; or
- if there is no applicable video component, be at least the shortest length of an access unit of any audio being presented on the terminal where that audio is a component of a media object attached to the `MediaSynchroniser`, e.g. is at least 24 ms for MPEG 1 Layer 2 at 48 kHz sample rate or 42,67 ms for HE-AAC at 48 kHz sample rate.

14 Companion screens

14.1 Introduction

This clause introduces the methods to allow for interaction between HbbTV[®] and Companion Screens.

Whilst primarily targeted at iOS and Android[™] devices, the framework described here should allow Companion Screens of any type to be used.

NOTE 1: iOS is a trademark or registered trademark of Cisco in the U.S. and other countries and is used by Apple under license.

The HbbTV[®] terminal and the Companion Screens have to be connected to the same local network, and the local network should be connected to the Internet.

NOTE 2: Android[™] and iOS are examples of suitable products available commercially. This information is given for the convenience of users of the present document and does not constitute an endorsement by ETSI of these products.

14.2 Description of framework (informative)

14.2.1 Supported features

This clause is written to allow for the following features:

- A Companion Screen application launching a broadcast independent HbbTV[®] application on an HbbTV[®] terminal.
- To allow an HbbTV[®] application and a Companion Screen application to communicate directly by establishing a communication channel onto which text or binary messages can be exchanged, regardless of the launch methods of either the HbbTV[®] application or the Companion Screen application.
- To enable a companion screen or another HbbTV[®] terminal to locate the services and User Agent String, provided by the HbbTV[®] terminal, that can then be used via the methods described in clause 14.

14.2.2 Model

14.2.2.1 Void

Figure 34: Void

14.2.2.2 Application to application communication

Figure 35 provides an architecture for application to application communication.

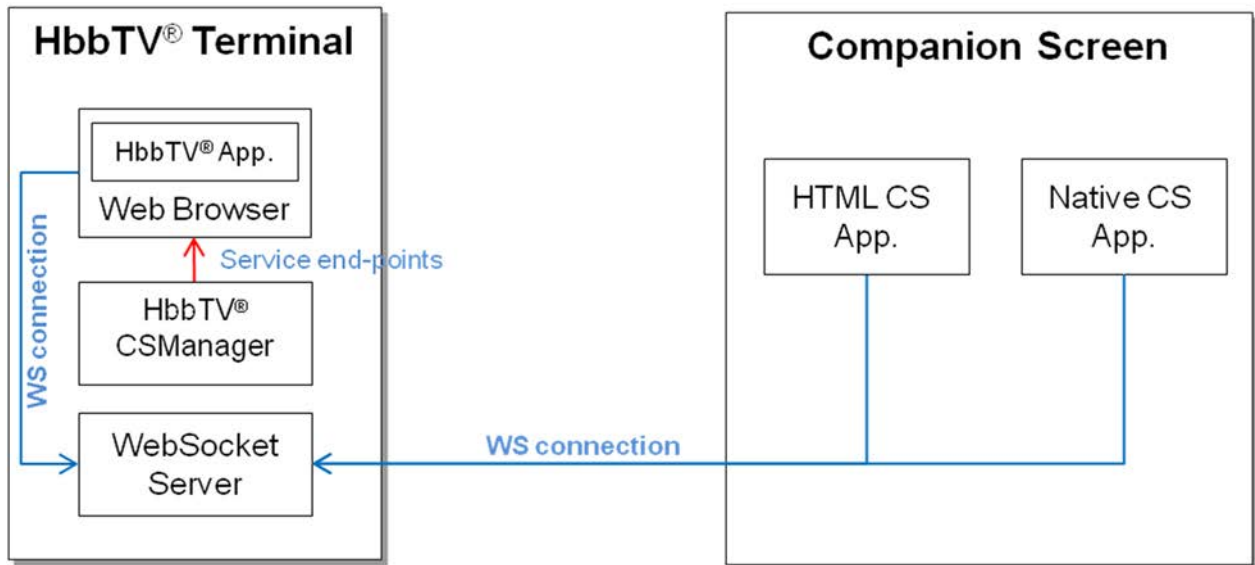


Figure 35: Architecture for application to application communication

The following functions are distinguished in this architecture.

- **HbbTVCSManager:** HbbTVCSManager is responsible for providing service endpoints for application to application communications. The API is defined in clause 8.2.6.1.
- **Web Socket Server:** resides in the HbbTV[®] terminal. Web Socket Server is responsible for handling web socket connections both from the HbbTV[®] application and the CS application. The communications between the applications is described in clause 14.5.

For an HbbTV[®] application to directly communicate with a CS application, there are two aspects described in the present document. The first is describing the methods used to discover the service endpoints. The second is to describe how to attach and communicate over the service once this has been discovered.

For discovering the application to application communication service endpoint, the following methods are described:

- HbbTV[®] applications may use an API (defined within the present document) to discover the location of the service endpoint.
- CS applications discover the location of the service endpoint using the mechanisms described in clause 14.7.

The application to application communication service is provided by a Web Socket Server located on the terminal and so for attaching and communicating over the service a web socket client API may be used.

The Web Socket Server receives requests for connections from the HbbTV[®] application and from a Companion Screen or another HbbTV[®] terminal. Pairing rules are defined to enable the server to establish a link between one connection from the HbbTV[®] application and one connection from the Companion Screen or other HbbTV[®] terminal. The server then acts as a relay passing the information from one connection to the other.

14.2.2.3 Remotely launching HbbTV[®] applications

Figure 36 provides an architecture for remotely launching HbbTV[®] applications.

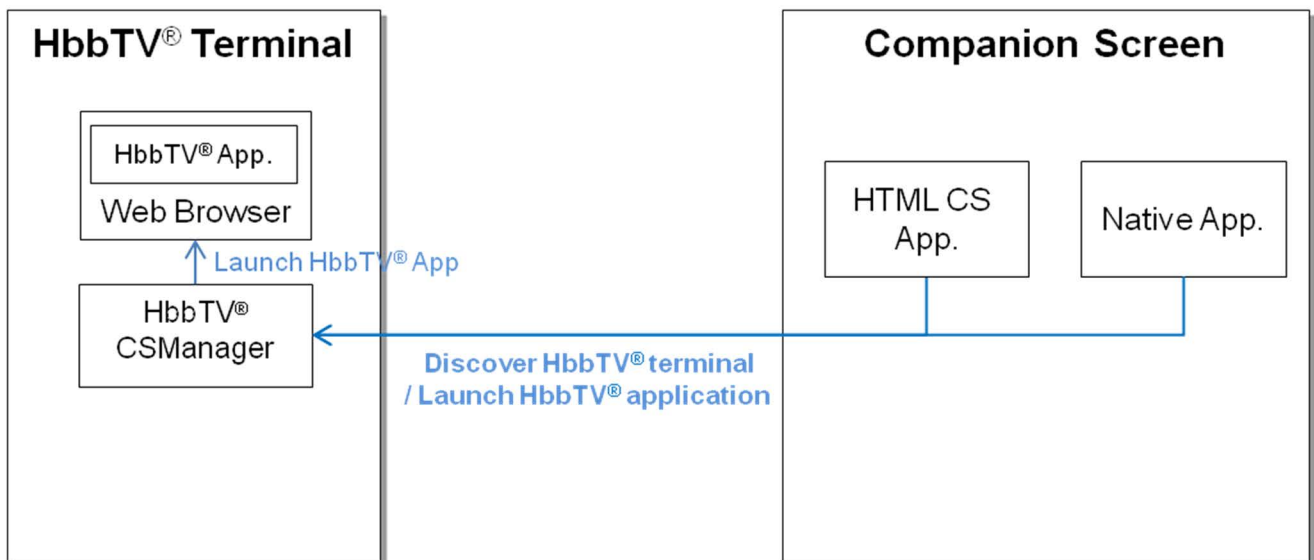


Figure 36: Architecture for remotely launching HbbTV® applications

The following functions are distinguished in this architecture:

- HbbTVCSManager: responsible for responding to discovery requests from Companion Screens and launching the HbbTV® application.
- CS application: responsible for discovering the HbbTV® terminal (clause 14.7) and requesting the launch of an HbbTV® application (clause 14.6).

For a broadcast independent HbbTV® application to be launched by a CS application it first needs to discover the application Launch service endpoint. Once this has been found, it can then attempt to launch an HbbTV® application on the terminal by providing it with an XML AIT as the payload of an HTTP POST request to the application Launch service endpoint. There are a variety of reasons why the terminal may refuse the requested application launch, which are described in clause 14.6.2.

14.3 Void

14.4 Void

Table 28: Void

14.5 Application to application communications

14.5.1 General

A terminal shall provide an application-to-application communication service as described here to enable an HbbTV® application to communicate concurrently with one or more Companion Screen applications and/or applications running on other HbbTV® terminals present on devices on the same home network as the terminal.

NOTE 1: The identity of the other party with which an application is communicating is not authenticated by the application to application communication protocol and the integrity of the messages exchanged also cannot be assumed. application developers are strongly recommended to consider these factors when designing the protocols to be tunnelled within the application to application communication protocol and also when implementing code that processes received messages.

NOTE 2: Application to application communication is also not generally suitable to be used to communicate credit card details, PIN numbers or other sensitive data. Application developers are free to implement their own security protocols tunnelled within the application to application communication protocol to encrypt this data, however this is generally not recommended. For sensitive data it is more appropriate to relay this to internet servers using an established and well supported secure communications protocol such as HTTPS.

The terminal shall implement a server providing endpoints, described in clause 14.5.2, that implement the server-side of the WebSocket protocol version 13 as defined in IETF RFC 6455 [40]. The server shall be able to accept connections once an HbbTV[®] application has called the `getApp2AppLocalBaseURL()` method and until the application exits. The server may be able to accept connections at other times but this is implementation dependent and outside the scope of the present document. If the server is not able to accept connections then the server shall either abort the opening WebSocket handshake as described in clause 7.2.2 of IETF RFC 6455 [40] or simply not have the TCP port open at all.

HbbTV[®] applications determine the location of the service endpoints using JavaScript APIs defined in clause 8.2.6. HbbTV[®] applications and Companion Screen applications connect to the service endpoints using the WebSocket protocol in the role of a client of the WebSocket protocol. The terminal shall handle connection requests from clients (HbbTV[®] applications or Companion Screen applications) in the manner defined in clause 14.5.3 and apply pairing rules defined in clause 14.5.4 to determine whether to pair connections from two clients. It shall then act as a relay, as defined in clause 14.5.5 to relay messages between the two client connections that are paired.

EXAMPLE: Figure 37 illustrates the application to application communication service in use. An HbbTV[®] application and a Companion Screen application use the WebSockets API, as defined by the W3C WebSocket API Recommendation [41] to create WebSocket connections. The connections are then paired by the terminal, meaning that it will relay messages between the two clients through the WebSockets protocol connections.

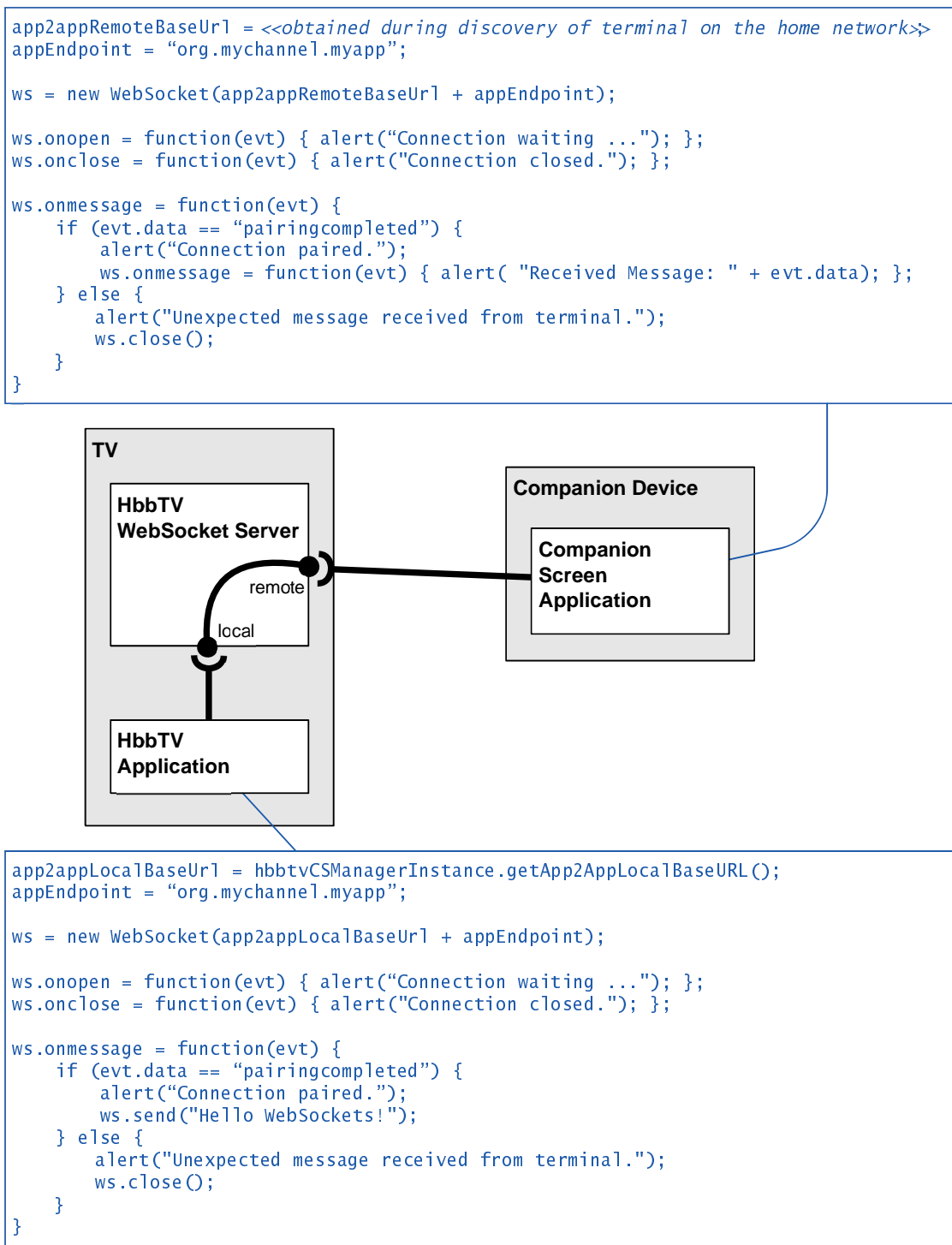


Figure 37: Application to application communication using WebSockets

14.5.2 Service endpoints provided by the terminal

The terminal shall provide two service endpoints implementing the server-side of the WebSocket protocol specification IETF RFC 6455 [40]:

- The local endpoint is for connecting to by clients that are HbbTV® applications on the terminal.
- The remote endpoint is for connecting to by clients that are applications on other devices on the home network, including remote Companion Screen applications or applications running on other HbbTV® terminal devices.

HbbTV[®] applications only connect to the local service endpoint of the terminal on which they are running, or to a remote service endpoint of a different terminal on the same home network. Companion Screen applications and applications on other HbbTV[®] terminals only connect to the remote service endpoint of any terminal.

It is recommended that the terminal should not make it possible to connect to the local service endpoint from other devices within the home network.

NOTE: This can be achieved, for example, by locating the local service endpoint only on a local loopback interface within the terminal.

Both endpoints shall satisfy the security requirements of clause 11.7 of the present document.

14.5.3 Handling of new connections from clients

The terminal shall support a minimum of 10 concurrent WebSocket connections to the local service endpoint from local HbbTV[®] applications and, simultaneously, a minimum of 10 concurrent WebSocket connections to the remote service endpoint from other terminals or companion screen applications.

The terminal shall reject requests to the service endpoints if it cannot handle more concurrent connections. Otherwise, it shall accept the WebSocket connection and complete the WebSocket protocol handshake.

The client, however, waits until pairing is completed (according to the rules defined in clause 14.5.4) before sending data frames to be relayed. A connection in this state constitutes a waiting connection. The terminal informs the client of successful pairing as defined in clause 14.5.5. In case the terminal wishes to implement a time-out, it shall send a Close frame (as defined in the WebSocket protocol specification clause 5.5.1 in IETF RFC 6455 [40]).

If the resource-name used in the GET line of the request handshake from the client does not match the rules defined in clause 14.5.4 for the application to application service endpoint, the terminal shall respond with a 404 Not Found response and close the WebSocket connection.

The terminal shall ignore any `Origin` header in the request handshake sent by the client.

Terminals are not required to support the `Sec-WebSocket-Protocol` header defined in IETF RFC 6455 [40], clause 11.3.4.

Terminals shall not use any WebSocket extensions. Terminals shall ignore any `Sec-WebSocket-Extensions` header in the request handshake sent by the client. Terminals shall not send a `Sec-WebSocket-Extensions` reply header.

EXAMPLE: Figure 38 illustrates the situation where a HbbTV[®] application, acting as a client, has made a connection to the local service endpoint with a base-url-resource-name of `"/hbbtv/"` with an `app-endpoint` of `"org.mychannel.myapp"`. The connection is now in a waiting state because no Companion Screen application has yet connected to the application to application communication service using the same `app-endpoint`.

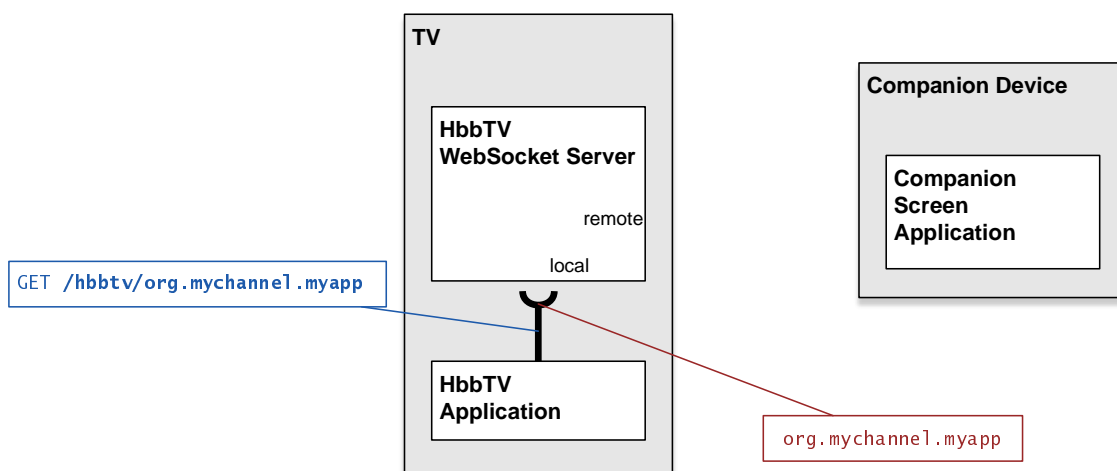


Figure 38: A waiting connection for application to application communication

NOTE: Clients are not advised to attempt to request another connection to a service endpoint before any existing waiting connection to that service endpoint was either successfully connected or has timed-out or otherwise been disconnected.

If an HbbTV® application wishes to communicate to more than one Companion Screen application, it can do so by waiting until an existing waiting connection has become paired, and then issue a further connection requests to the service endpoint and repeat this until the maximum number of client-to-client connections the terminal is able to process has been reached. This is illustrated in Figure 39.

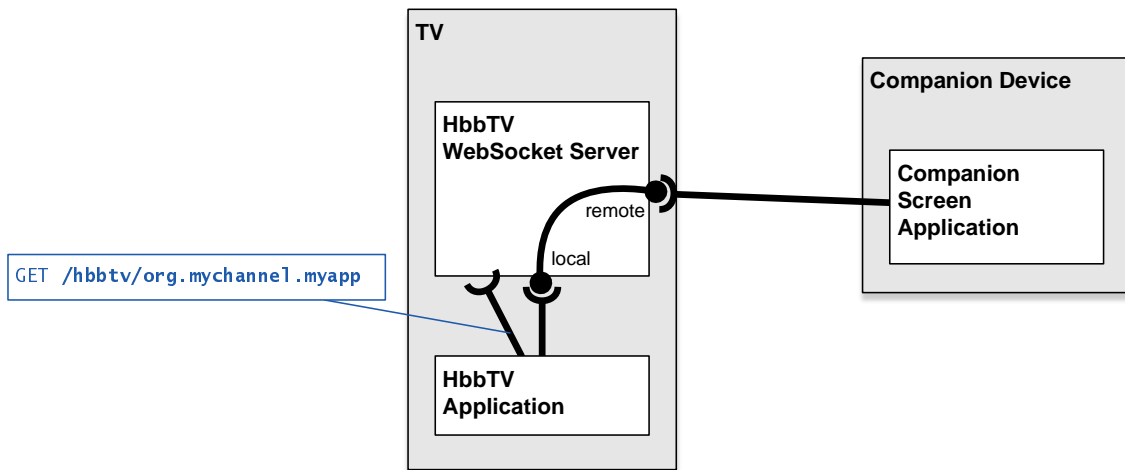


Figure 39: A paired connection for application to application communication

14.5.4 Connection pairing

A WebSocket URL, as defined in clause 3 of IETF RFC 6455 [40], defines the host, port, security, and resource-name of a service endpoint that supports the WebSocket protocol. The terminal provides WebSocket URLs, known as the base WebSocket URLs, for each of the local and remote service endpoints.

The WebSocket URL for the remote service endpoint that is provided by the discovery mechanism shall use the "ws:" scheme.

NOTE 1: The secure mode of WebSockets cannot be used because certificate authorities will not issue certificates for a server having a dynamic or private IP address. Such a server could not present a suitable certificate chain. For more information, see clause 7.1.4.2.1 of the CA/Browser Forum Baseline Requirements [i.17]. See also clause A.3.13 "Mixed Content".

NOTE 2: These base WebSocket URLs are retrieved by an application from the terminal via the `getApp2AppLocalBaseURL()` and `getApp2AppRemoteBaseURL()` methods defined in clause 8.2.6.1. The base WebSocket URL for the remote service endpoint is also advertised through the terminal service endpoint discovery mechanism described in clause 14.7.2.

The WebSocket URL that a client connects to when using either service endpoint is formed by concatenating the base WebSocket URL for that service endpoint with an application specific suffix. This suffix is referred to in the present document as the app-endpoint.

To establish a WebSocket connection, clients first establish a TCP connection to the host, and port as specified by the base WebSocket URL. Then, in the opening handshake of the protocol as defined in IETF RFC 6455 [40], the client specifies a resource name that comprises the resource name from the base WebSocket URL concatenated with the app-endpoint.

EXAMPLE 1: A terminal advertises its remote endpoint for application to application communication as the base WebSocket URL "ws://192.168.1.5:8140/hbbtv/c9511516-9a22-11ec-a4bc-efca65625afe". A Companion Screen application wishes to use this service endpoint with an app-endpoint of "uk.co.bbc.cs-svc". The Companion Screen application therefore uses the W3C WebSocket API [41] to request a WebSocket connection to be established to the WebSocket URL "ws://192.168.1.5:8140/hbbtv/c9511516-9a22-11ec-a4bc-efca65625afe/uk.co.bbc.cs-svc":

```
ws = new WebSocket("ws://192.168.1.5:8140/hbbtv/c9511516-9a22-11ec-a4bc-efca65625afe/uk.co.bbc.cs-svc");
```

The first line of the opening handshake sent by the API implementation is:

```
GET /hbbtv/c9511516-9a22-11ec-a4bc-efca65625afe/uk.co.bbc.cs-svc HTTP/1.1
app-endpoint is application specific. This is used in the process of pairing this connection with another connection from the other service endpoint. It will be chosen by developers to avoid collisions with other developers' applications.
```

NOTE 3: Developers can avoid collisions by using, for example, a reverse DNS notation formatted identifier uniquely associated with the HbbTV® application or Companion Screen application and its developer. Another possible option is to use an assigned HbbTV® organization id and application id. This could be formatted as organisation id followed by a period "." character followed by an application id, where the ids are written as hex digits.

The terminal shall support an app-endpoint of any length from 1 to at least 1 000 characters in length and which contains any characters permitted in a resource-name by IETF RFC 6455 [40].

The terminal shall pair two waiting connections according to the following rules:

- One waiting connection shall be on the local service endpoint (and therefore be inferred to have come from the HbbTV® application client).
- One other waiting connection shall be on the remote service endpoint (and therefore be inferred to have come from a remote client, such as a Companion Screen application).
- The app-endpoint portion of the resource name used in the client handshake request shall match between both waiting connections.

While there is a waiting connection on the local service endpoint, the terminal shall apply these rules to determine whether there are two waiting connections that can be paired. If there is more than one waiting connection on the remote service endpoint that could be paired with the waiting connection on the local service endpoint, the terminal shall select only one of them for pairing with the waiting connection on the local service endpoint. The terminal shall keep the remaining connections in the waiting state. Later, when new connections are made (to either endpoint), these rules are re-evaluated to try to create more pairings.

NOTE 4: No rules are defined in the present document for how the terminal decides which waiting connection on the remote service endpoint is selected for pairing when multiple ones are available. Developers cannot assume any particular algorithm is employed (such as selecting the one that has been waiting the longest).

After pairing waiting connections, the terminal shall proceed to provide application to application communication to communication through those connections, as defined in clause 14.5.5.

EXAMPLE 2: Figure 40 illustrates the situation where a HbbTV® application, acting as a client, has made a connection to the local service endpoint with a base-url-resource-name of "/hbbtv/" and an app-endpoint of "org.mychannel.myapp". A Companion Screen application has also made a connection to the remote service endpoint with a base-url-resource name of "/hbbtv/" and the same app-endpoint as the HbbTV® application's connection. These two waiting connections will be paired as they satisfy the above rules.

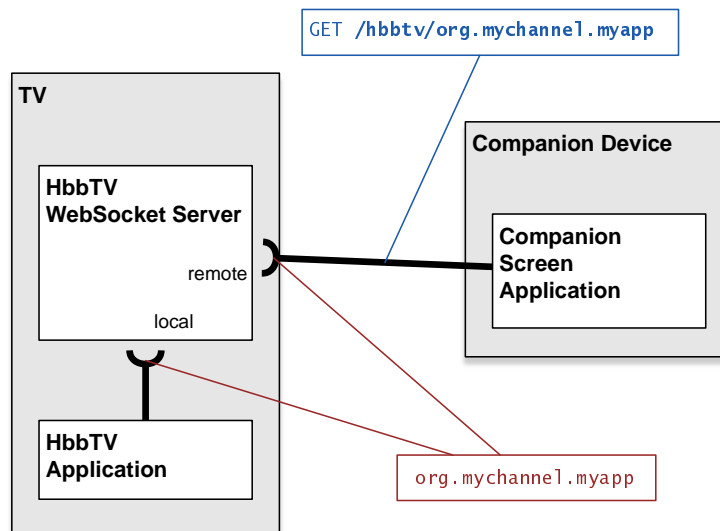


Figure 40: Two waiting connections that will be paired by the TV

14.5.5 Paired connections

When connections from two clients enter into a state of being paired to each other, the terminal shall immediately inform both clients by sending them a Data frame of type Text (as defined by the WebSocket protocol specification clause 5.6 in IETF RFC 6455 [40]) with as Payload data the UTF-8 encoded text 'pairingcompleted'. The connections are now both considered to be open, and the clients to be paired.

Once paired and connections to both clients are open, the terminal shall act as a relay to pass messages between them, providing, in effect, a full-duplex bi-directional communication stream. When either client sends a WebSocket message, consisting of one or more protocol frames, the terminal, upon receipt of each frame, shall immediately relay its contents to the other client via the corresponding WebSocket connection and maintaining the same payload type.

The terminal shall discard any data frames received from a client before it has informed that client of successful pairing and shall relay all data frames thereafter. Additionally the terminal shall inform a client of successful pairing before sending it relayed data frames.

The terminal shall support all data frame types and both unfragmented and fragmented frames as required by IETF RFC 6455 [40].

When relaying a payload received from a client, the terminal is not required to fragment the payload across frames in the same way as the frames it received.

The terminal shall be able to handle relay messages with a payload size up to and including 131 072 bytes. For messages sent from the remote client, the terminal shall be able to relay the message, and have it received by the local application (client), if it is fragmented where each frame may carry any number of bytes up to the size of the message.

Over a 10 second period, during which any other paired connections have no traffic, the terminal shall be able to relay any of the following rates of traffic across a single paired connection:

- 10 messages with a payload size of up to and including 131 072 bytes sent by the client connected to the local service endpoint.
- 10 unfragmented messages with a payload size of up to and including 131 072 bytes sent by the client connected to the remote service endpoint.
- 200 messages with a payload size of up to and including 512 bytes sent by the client connected to the local service endpoint.
- 200 unfragmented messages with a payload size of up to and including 512 bytes sent by the client connected to the remote service endpoint.

When messages sent by all clients across all currently paired connections are considered in aggregate then, during a 10 second period, the terminal shall be able to relay any of the following rates of traffic when spread evenly across up to 10 paired connections:

- 50 messages with a payload size of up to and including 131 072 bytes sent by the application connected to the local service endpoint (5 frames via each paired connection).
- 50 unfragmented messages with a payload size of up to and including 131 072 bytes sent by the client connected to the remote service endpoint (5 frames via each paired connection).
- 250 messages with a payload size of up to and including 512 bytes sent by the client connected to the local service endpoint (25 frames via each paired connection).
- 250 unfragmented messages with a payload size of up to and including 512 bytes sent by the client connected to the remote service endpoint (25 frames via each paired connection).

If the client connected to the remote service endpoint sends a Ping frame(as defined in IETF RFC 6455 [40]) then the terminal shall respond with a Pong frame.

If the application closes the WebSocket connection to the local service endpoint then the terminal shall commence the process of disconnecting the corresponding paired connection from the remote other client by sending a corresponding Close frame as defined in IETF RFC 6455 [40]. If the application is stopped and WebSocket connections are still open, then any WebSocket connections to the WebSocket server shall be closed in an undefined manner.

If the remote client sends a Close frame as defined in IETF RFC 6455 [40] or disconnects without sending a Close frame, the terminal shall commence the process of disconnecting the client. In addition, it shall close the corresponding paired WebSocket connection that was made by the application to the local service endpoint.

In normal operation the terminal should indefinitely maintain the pair of connections and relay messages as described above. However, if the terminal has initiated the closure of the connection to either client, then it shall close both connections in the pair.

14.6 Launching an HbbTV[®] application from a CS application

14.6.1 Introduction

This clause introduces the methods to launch a broadcast independent HbbTV[®] application on an HbbTV[®] terminal from a Companion Screen application.

It consists of the following steps:

- first, the Companion Screen application discovers available DIAL servers;
- then for each DIAL server, it discovers the location of its DIAL REST service.

Then, optionally, the Companion Screen application checks that the HbbTV[®] DIAL application is supported by the DIAL server, which means that the DIAL server is implemented in a terminal supporting the application launch feature. Finally, using the DIAL application Resource URL for HbbTV[®] (derived as defined in clause 14.7.2), it attempts to launch the HbbTV[®] application. These steps are detailed in clause 14.6.2.

14.6.2 Launching an HbbTV[®] application protocol

The protocol for launching an HbbTV[®] application from a Companion Screen application is described in this clause.

The Companion Screen requests the launch of the HbbTV[®] application using the mechanisms defined in clause 6.2.1 of DIAL [50]. It is done by sending an HTTP POST request to the DIAL REST Service URL with the identifier "HbbTV" for the application, as registered with the DIAL registry [i.8]. The DIAL REST Service URL is obtained from the discovery phase using DIAL Service Discovery (see clause 14.7 and clause 5 of [50]). The BODY data of the HTTP POST request shall contain an XML AIT describing the HbbTV[®] application to be launched (see clause 7.2.3.2).

An example XML AIT is given below:

```
<?xml version="1.0" encoding="UTF-8"?>
<mhp:ServiceDiscovery xmlns:mhp="urn:dvb:mhp:2009"
  xmlns:xsi="http://www.w3.org/2001/XMLSchema-instance">
  <mhp:ApplicationDiscovery DomainName="example.com">
    <mhp:ApplicationList>
      <mhp:Application>
        <mhp:appName Language="eng">Whizzo Play Along Quiz</mhp:appName>
        <mhp:applicationIdentifier>
          <mhp:orgId>123</mhp:orgId>
          <mhp:appId>456</mhp:appId>
        </mhp:applicationIdentifier>
        <mhp:applicationDescriptor>
          <mhp:type>
            <mhp:OtherApp>application/vnd.hbbtv.xhtml+xml</mhp:OtherApp>
          </mhp:type>
          <mhp:controlCode>AUTOSTART</mhp:controlCode>
          <mhp:visibility>VISIBLE_ALL</mhp:visibility>
          <mhp:serviceBound>>false</mhp:serviceBound>
          <mhp:priority>1</mhp:priority>
          <mhp:version>01</mhp:version>
          <mhp:mhpVersion>
            <mhp:profile>0</mhp:profile>
            <mhp:versionMajor>1</mhp:versionMajor>
            <mhp:versionMinor>3</mhp:versionMinor>
            <mhp:versionMicro>1</mhp:versionMicro>
          </mhp:mhpVersion>
        </mhp:applicationDescriptor>
        <mhp:applicationTransport xsi:type="mhp:HTTPTransportType">
          <mhp:URLBase>http://www.example.com/</mhp:URLBase>
        </mhp:applicationTransport>
        <mhp:applicationLocation>whizzo-app.html?launch=from-cs</mhp:applicationLocation>
      </mhp:Application>
    </mhp:ApplicationList>
  </mhp:ApplicationDiscovery>
</mhp:ServiceDiscovery>
```

On receiving the HTTP POST request, the terminal shall attempt to launch the HbbTV® application.

If the launch succeeds then the terminal shall respond with the response code 201.

If the launch could not be completed because the application could not be retrieved successfully then the terminal shall respond with the response code 404.

The terminal might have states where the feature is temporarily unavailable, e.g. during a channel scan. The states when the feature is not available are not defined by the present document. If the terminal rejects the application launch for this reason it shall respond with the response code 503.

Terminals shall support at least one of the following mechanisms for approvals or pre-approvals and shall not, by default, launch applications without such approval or pre-approval:

- Explicit approval by the user to launch the application at the time the launch request is made.

NOTE 1: The mechanism by which approval is requested needs to be comprehensible to users who are not technologically aware and secure against malevolent applications or devices on the home network. One example of such would be to assume that the user explicitly requested an application on a companion screen to in turn request the HbbTV® application to be launched. Hence a terminal UI could ask the user if they just requested an HbbTV® application be launched. This would avoid any need to identify the application with information that is not, itself, secured and not very comprehensible.

- Explicit pre-approval by the user that the specific application can be launched (for example by the mechanism referred to above).
- Explicit pre-approval by the manufacturer.
- Explicit pre-approval by another party managing the network or market where the terminal is located.

In cases of pre-approval, at the time of approval, the <applicationTransport> and <applicationLocation> elements from the XML AIT shall be stored.

At the time launching is requested, the terminal shall determine if an application is pre-approved by comparing the complete `<applicationTransport>` element and of that part of the `<applicationLocation>` element excluding any query or fragment from the request to launch an application with the set of pre-approved values. If a match is found for both of these then the application shall be considered pre-approved regardless of mismatches in other values from the XML AIT.

If a requested application is not pre-approved then terminals that support explicit approval by the user to launch the application at the time the launch request is made shall ask the user for that explicit approval.

NOTE 2: For HbbTV[®] terminals which only use pre-approval, it may be necessary for some applications to be pre-approved (and others not to be pre-approved) in order to run the HbbTV[®] test suite.

The terminal UI should provide means for the user to either approve or pre-approve application launching. This may include means for the user to accept or block requests from particular companion devices. If the terminal rejects the application launch because approval or pre-approval by the user was requested and denied, then it shall respond with the response code 403, where the body of the response is the 4 character string "USER" and has content type "text/plain".

The terminal shall allow future applications to be launched by supporting either, or both, of:

- explicit user approval;
- and/or a mechanism by which explicit pre-approvals can be updated.

If the terminal rejects the request for reasons other than any of the above, then it shall respond with the response code 403, with an empty response body.

Table 29 summarizes the HTTP responses described above.

Table 29: HTTP response codes for application launch requests

Response Code	Response Body (defined for 403 response code only)	Description
201 CREATED		The HbbTV [®] application was launched successfully.
403 FORBIDDEN	USER	The HbbTV [®] application could not be launched because of a user action or a user setting.
403 FORBIDDEN		The HbbTV [®] application could not be launched because the operation is rejected by the terminal.
404 NOT FOUND		The HbbTV [®] application could not be launched because it could not be retrieved successfully, e.g. due to invalid application URL or application server unavailable.
500 INTERNAL SERVER ERROR		The HbbTV [®] application could not be launched for a reason other than those described by the other response codes listed in this table. Possible reasons include a malformed or otherwise invalid XML AIT or an invalid HTML document.
503 SERVICE UNAVAILABLE		The HbbTV [®] application could not be launched because of the terminal's current state.

The HbbTV[®] application shall be deemed to have launched successfully when the present document readiness of the Document object of the application transitions from "loading" to the next state.

NOTE 3: A Document object's `readyState` attribute returns "loading" while the Document is loading, "interactive" once it is finished parsing but still loading sub-resources, and "complete" once it has loaded. The `readystatechange` event fires on the Document object when this value changes.

14.6.3 Providing HbbTV[®] user agent

The Companion Screen can determine the value of the `User-Agent` header that is supplied by the terminal on behalf of an HbbTV[®] application by sending an HTTP GET request to the DIAL application Resource for HbbTV[®], as described in clause 14.7.2. The HTTP response contains an `<X_HbbTV_UserAgent>` element which carries the value of the HbbTV[®] terminal's `User-Agent` header.

NOTE: By obtaining the HbbTV[®] terminal's `User-Agent` header value, the Companion application can determine if the HbbTV[®] terminal provides capabilities needed by the HbbTV[®] application prior to deciding whether to launch an HbbTV[®] application. It also enables a Companion application to provide an XML AIT that is customized to the capabilities of the terminal.

14.7 Discovering terminals and their service endpoints

14.7.1 Introduction

If the CS application has launched the HbbTV[®] application, or has been launched independently of the HbbTV[®] application, it needs to be able to discover the locations of the service endpoints. The methods for achieving this are described in clause 14.7.2.

14.7.2 Terminal and service endpoint discovery

HbbTV[®] is a DIAL [50] application registered at the DIAL registry [i.8]. The registered name for HbbTV[®] applications is 'hbbtv'. For terminal and service endpoint discovery, the terminal shall support DIAL [50] except that the response to an M-SEARCH request, as specified by section 5.2 of DIAL [50], may be compliant with section 1.2.2 of UPnP Device Architecture 1.0 [67] instead of section 1.3.3 of UPnP Device Architecture 1.1 [68].

NOTE 1: Section 1.3.2 of UPnP Device Architecture 1.1 [68] requires devices issuing an M-SEARCH request to be fully backwards compatible with previous versions.

Before the HbbTV[®] service endpoints can be determined, the DIAL REST Service and the DIAL application Resource URL need to be found. This is achieved using the mechanisms described in DIAL [50], clause 5. This consists of an SSDP M-SEARCH request and response, followed by an HTTP GET to the URL obtained from the `LOCATION:` header in the M-SEARCH response. This HTTP response contains an `Application-URL` header and a body. The response body is a UPnP device description as required by clause 5.4 of DIAL [50]. The `Application-URL` header provides the DIAL REST Service URL. The DIAL application Resource URL for HbbTV[®] is the DIAL REST Service URL followed by a single slash character (`/`) and the application name 'hbbtv'. For example:

```
http://192.168.1.11:11111/apps/hbbtv
```

The terminal shall support the HbbTV[®] DIAL application, and shall respond to an HTTP GET request to the DIAL application Resource URL for HbbTV[®] with a 200 OK response. The response shall include an XML document, as described in clause 6.1.2 and annex A of DIAL [50], in the body.

The XML document in the HTTP response shall include the mandatory elements and attributes defined in clause 6.1.2 and annex A of DIAL [50]. There shall be one `<additionalData>` element containing one of each of the following elements:

- An `<X_HbbTV_App2AppURL>` element that provides the absolute URL of an application to application communication service endpoint, i.e. a Web Socket Server URL, as defined in clause 14.5 and the W3C Web Socket protocol specification IETF RFC 6455 [40].
- An `<X_HbbTV_InterDevSyncURL>` element that provides the absolute URL of a CSS-CII service endpoint, i.e. a URL, as defined in clause 13.6 that is used for inter-device synchronization.
- An `<X_HbbTV_UserAgent>` element that provides the value of the HbbTV[®] terminal's `User-Agent` header as defined in clause 7.3.2.4. See also clause 14.6.3.

NOTE 2: The present document interprets the DIAL specification [50] schema for the `additionalData` element to be interpreted as per clause 6.3.2 of [50], i.e. in the application resource XML schema, the line `<xs:any minOccurs="0" processContents="lax"/>` is changed to `<xs:any minOccurs="0" maxOccurs="unbounded" processContents="lax"/>`.

The `xmlns` attribute for the HbbTV[®] elements defined above shall be present, and shall be set to:

```
urn:hbbtv:HbbTVCompanionScreen:2014
```

The additional elements carried in the <additionalData> element shall be encoded using the following XML Schema:

```
<?xml version="1.0" encoding="UTF-8"?>
<xs:schema
  xmlns:xs="http://www.w3.org/2001/XMLSchema"
  xmlns="urn:hbbtv:HbbTVCompanionScreen:2014"
  targetNamespace="urn:hbbtv:HbbTVCompanionScreen:2014"
  elementFormDefault="qualified">
  <xs:element name="X_HbbTV_App2AppURL" type="xs:anyURI"/>
  <xs:element name="X_HbbTV_InterDevSyncURL" type="xs:anyURI"/>
  <xs:element name="X_HbbTV_UserAgent" type="xs:string"/>
</xs:schema>
```

Implementation Note (informative)

Clause 6.3 of DIAL [50] indicates that the First-screen application and the DIAL REST Service communicate the location of an additionalDataURL for the First-screen application to provide additionalData to. It is out of scope of HbbTV® to define how the DIAL REST Service obtains the additionalData which populates the <additionalData> element of the XML document carried by the HTTP GET response. In the case of HbbTV®, the First-screen application is the HbbTV® environment provided by the manufacturer, as is the DIAL REST service, so the co-ordination of this information is entirely under the control of the terminal manufacturer.

14.7.3 Discovery example (informative)

14.7.3.1 DIAL Service Discovery

This is as per DIAL Service Discovery - there are no additional aspects required for HbbTV®. See the example messages B.1 to B.4 in annex B of DIAL [50].

DIAL Device Discovery Request

A device on a home network initiates device discovery by performing an M-SEARCH from the SSDP protocol with the Search Target header (ST) as defined by DIAL:

```
M-SEARCH * HTTP/1.1
HOST: 239.255.255.250:1900
MAN: "ssdp:discover"
MX: 2
ST: urn:dial-multiscreen-org:service:dial:1
```

Discovery Response

A UPnP/1.0 compliant terminal responds with HTTP/1.1 OK, LOCATION header and DIAL ST:

```
HTTP/1.1 200 OK
CACHE-CONTROL: max-age = 1800
EXT:
LOCATION: http://192.168.1.11:50201/dial.xml
SERVER: Linux/2.6 UPnP/1.0 Sony-BDP/2.0
ST: urn:dial-multiscreen-org:service:dial:1
USN: uuid:00000004-0000-1010-8000-d8d43c1923dc::urn:dial-multiscreen-org:service:dial:1
```

A UPnP/1.1 compliant terminal responses with HTTP/1.1 OK, LOCATION header and DIAL ST:

```
HTTP/1.1 200 OK
CACHE-CONTROL: max-age = 1800
EXT:
LOCATION: http://192.168.1.11:50201/dial.xml
SERVER: Linux/2.6 UPnP/1.1 Sony-BDP/2.0
ST: urn:dial-multiscreen-org:service:dial:1
BOOTID.UPNP.ORG: 1
ST: urn:dial-multiscreen-org:service:dial:1
USN: uuid:00000004-0000-1010-8000-d8d43c1923dc::urn:dial-multiscreen-org:service:dial:1
```

Device Description Request

The home network device requests the device description file by an HTTP GET request to the LOCATION URL:

```
GET /dial.xml HTTP/1.1
User-Agent: Dalvik/1.6.0 (Linux; U; Android 4.3; SGP312 Build/10.4.B.0.577)
Host: 192.168.1.11:50201
Origin: http://cs.services.example.com/
```

Device Description Response

The terminal responds with HTTP/1.1 OK header containing the Application-URL as defined in DIAL:

- Header

```
HTTP/1.1 200 OK
CONTENT-LANGUAGE: <language used in description>
CONTENT-LENGTH: <bytes in body>
CONTENT-TYPE: text/xml; charset="utf-8"
Application-URL: http://192.168.1.11:11111/apps
Access-Control-Allow-Origin: *
```

14.7.3.2 DIAL Rest Service

As, from the Device Description Response example, the DIAL REST service is on an Application-URL of `http://192.168.1.11:11111/apps` then the following are examples of how the HbbTV[®] service endpoints and the User-Agent header value are discovered.

Application information request

A HTTP GET message is sent to 192.168.1.11, port 11111 as follows:

```
GET /apps/HbbTV HTTP/1.1
User-Agent: Dalvik/1.6.0 (Linux; U; Android 4.3; SGP312 Build/10.4.B.0.577)
Host: 192.168.1.11:11111
Origin: http://cs.services.example.com/
```

Application information response

An HTTP response is returned as follows:

- Header

```
HTTP/1.1 200 OK
Origin: http://cs.services.example.com/
```

- Body

```
<?xml version="1.0" encoding="UTF-8"?>
<service xmlns="urn:dial-multiscreen-org:schemas:dial"
  xmlns:hbbtv="urn:hbbtv:HbbTVCompanionScreen:2014" dialVer="1.7">
  <name>HbbTV</name>
  <options allowStop="false"/>
  <state>running</state>
  <additionalData>
    <hbbtv:X_HbbTV_App2AppURL>
      ws://192.168.1.11:992/hbbtv/84fa-9fd3-33a1-2481-9098-3ccd-de26-a223/
    </hbbtv:X_HbbTV_App2AppURL>
    <hbbtv:X_HbbTV_InterDevSyncURL>
      ws://192.168.1.11:991/css-cii/d7673c2a-9a22-11ec-adfc-07b68eafa3a9
    </hbbtv:X_HbbTV_InterDevSyncURL >
    <hbbtv:X_HbbTV_UserAgent> Mozilla/5.0 (Linux armv7l) AppleWebKit/537.36 (KHTML, like
    Gecko) Chrome/35.0.1916.153 Safari/537.36 OPR/22.0.1481.0 OMI/4.2.12.34.ALSAN3.16 HbbTV/1.7.1 (;
    Sonic; VX600WDR; 1.14.0; ; dd5528b6-d0a9-40a8-acdb-21fa2eabeb2e; )
    </hbbtv:X_HbbTV_UserAgent>
  </additionalData>
</service>
```

14.8 Cross-Origin support

The HbbTV[®] terminal shall allow cross-origin requests to the HbbTV[®] UPnP device description (for the DIAL service) and the DIAL REST Service. It shall do this by implementing the resource processing model defined in the W3C Cross-Origin Resource Sharing recommendation [42] and authorizing all HTTP requests made by a CS application or an HbbTV[®] application on another terminal to come from any origin. Specifically, when the HbbTV[®] terminal receives an HTTP request with request URL targetting the UPnP device description or the DIAL REST Service:

- If the request uses the OPTIONS method, the HbbTV[®] terminal shall process the request as a preflight request in accordance with clause 6.2 of the W3C Cross-Origin Resource Sharing recommendation [42] including the following HTTP headers in the HTTP response as appropriate: `Access-Control-Allow-Origin`, `Access-Control-Max-Age`, `Access-Control-Allow-Methods` and `Access-Control-Allow-Headers`. These headers shall be used to indicate that requests are permitted from any origin and to confirm that a CS application may use the HTTP POST.
- If the request contains an `Origin` header, then the HbbTV[®] terminal shall include an `Access-Control-Allow-Origin` header in the HTTP response. The value of this response header shall be either the asterisk character "*" or a case-sensitive match for the value of the `Origin` header from the HTTP request.

15 Accessibility Support

15.1 Introduction (informative)

The present document introduces support for a consistent approach to Accessibility features for applications. It recognizes that the responsibility for implementing accessibility features may vary considerably across TV Operating System (TV OS) devices and applications:

- It introduces a framework that facilitates an approach where the two parties (the TV OS and the HbbTV[®] application) can have a constructive dialogue as to which actor is best placed and overall, most suitable to provide the support for the accessibility feature for the end user.
- It enables the sharing of detailed accessibility settings from the TV OS to the HbbTV[®] application, where in several situations, the feature itself can be realized application side by using the existing features that exist in the rest of the HbbTV[®] specification.

The following guiding observations were considered when creating the HbbTV[®] Accessibility Framework:

- 1) Attempt to reduce the number of accessibility settings (and setting menus) that service providers need to manage within their application, by using the terminals "global" accessibility settings (typically found in user settings menus):
 - a) This also reduces the number of times a user needs to engage with accessibility settings in applications, which is of particular issue if the user has accessibility needs.
- 2) Allow an application to exploit the TV implementation of an Accessibility Feature (if it exists), and to determine if it is suitable for use with the application.
- 3) Allow an application to implement (by its own means) an Accessibility Feature by using the rich toolbox of HbbTV[®] features found elsewhere in the HbbTV[®] specification.
- 4) Allow an application to manage the responsibility of which party (the TV or the Application) will take sole responsibility for the Accessibility Feature in the event that both the TV and the Application support the same feature.
- 5) Recognition that there is a possibility that an Accessibility Feature (or a sub-component of the feature) may not be implemented by either the TV or the application. In this situation the feature is missing for that user.
- 6) Accessibility Features are sometimes very basic in terms of the control that a user has of them, and sometimes much richer.

- 7) It is recognized that not all TV OS supported Accessibility Features are propagated through to the HbbTV[®] environment, and as such are not able to be used by HbbTV[®] applications.

The following principles were adopted when creating the HbbTV[®] Accessibility Framework:

- 1) The framework should enable the application to understand the TVs (global) accessibility settings, and feature level support. This allows an appropriate decision by the application on how to manage the Accessibility Feature:
 - a) The TVs global accessibility settings are generally not able to be written to by any HbbTV[®] applications, but of course they can be read / queried.
- 2) When a terminal accessibility setting is changed, HbbTV[®] applications are to be notified so they can react to the latest accessibility settings.
- 3) A TV may reject an application's request to override (by implementing as part of the application) an accessibility feature that is provided by the TV itself if it would cause conflict with the native TV implementation.
- 4) HbbTV[®] does not mandate that any Accessibility Feature should be implemented in the terminal, nor does it mandate that any Accessibility Feature present in the terminal will directly affect the HbbTV[®] environment.

NOTE: This is regarding the function of the feature itself rather than the settings. If accessibility settings exist on the terminal, they need to be available to the application, even if the TV does not propagate the functionality to the HbbTV[®] application.

As noted in the guiding observations some settings could be very rich. The level of richness of the settings shared to an HbbTV[®] application does not need to replicate all of the fine-grained settings. Some guidance materials about feature support by terminals and some suggested application techniques can be found in clause 15.4.

15.2 Accessibility Support Framework

15.2.1 Introduction

The HbbTV[®] Accessibility Framework defines a communications mechanism and message formats to enable an HbbTV[®] application to communicate with the host TV Operating System (TV OS) to hold a dialogue between the two parties (TV OS and HbbTV[®] app).

The communication path between the application and TV OS is realized by JSON-RPC messages (defined in clause 9.9.3) being carried over a WebSocket connection between the HbbTV[®] application and a local WebSocket Server (defined in clause 9.9.2), which acts on behalf of the terminal.

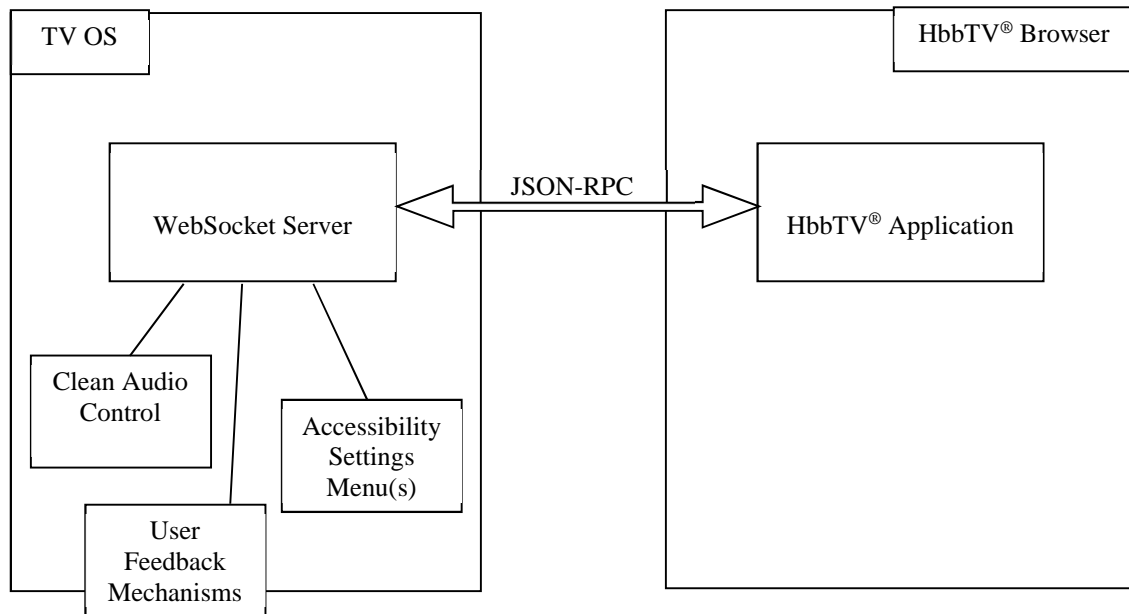


Figure 40a: Overview of the Accessibility Support Framework

The general principles of the framework allow for the following:

- An HbbTV® application to query the TV OS to determine if the TV natively supports an Accessibility Feature or has a setting for it:
 - Additionally, the TV can respond to inform the HbbTV® application that the TV's native support for an Accessibility Feature extends to the HbbTV® environment or not.

EXAMPLE: If a TV supports a monochrome high contrast UI by disabling colours as a filter then this would affect the rendering colour of HbbTV® applications. Alternatively, a TV could implement a monochrome high contrast UI by modifying the colours scheme used by its native applications, in which case, this would not affect the HbbTV® application UI.

- The API defined in clause 15.2.2.1 covers this point
- An HbbTV® application can request a TV OS to suppress its feature affecting the HbbTV® environment:
 - The reason for providing this function is that in many instances, an application specific way to address the Accessibility Feature in a way that is designed into the application and works in sympathy may have a better result for the end-user.
 - The TV OS may refuse to suppress its native implementation of an Accessibility Feature (for reasons such as it being technically impractical or if it was commercially undesirable) in which case the application should not try to address this Accessibility Feature, as this would conflict with the TV host's implementation.
 - The API defined in clause 15.2.2.2 covers this point.
- If the HbbTV® application determines (or successfully requests) that an Accessibility Feature will not be implemented by the terminal and the application wishes to provide that feature as part of the HbbTV® application itself, it needs to know the detailed settings to apply. The settings are very specific to each Accessibility Feature:
 - The API defined in clause 15.2.2.3 covers this point.
- If at any point the HbbTV® terminal Accessibility Settings change, then a running HbbTV® application needs to be aware of this to reflect the change if the application is responsible for the implementation of the Accessibility Feature:
 - The API defined in clause 15.2.2.4 covers this point.

Terminals shall:

- provide a JSON-RPC WebSocket server as defined in clause 9.9.2;
- support the `org.hbbtv.af.featureSupportInfo` API defined in clause 15.2.2.1.1;
- support the `org.hbbtv.af.featureSuppress` API defined in clause 15.2.2.2;
- support the `org.hbbtv.af.featureSettingsQuery` API defined in clause 15.2.2.3;
- support the `org.hbbtv.af.dialogueEnhancementOverride` API defined in clause 15.3.3.4.

The HbbTV® Accessibility Framework supports a range of Accessibility Features. These vary in how they can be implemented and provisioned:

- In some cases, there is native terminal support and rendering for a feature that requires no supplementary data to implement the feature. See column 2 in Table 30.
- In some cases, there is native terminal support and rendering for a feature that relies on supplementary data provisioned by the service provider to implement the feature. See column 3 in Table 30.
- In some cases, applications may provide support and rendering for the feature entirely either with or without supplementary provisioning data from the service provider. See column 4 in Table 30.

Table 30 shows options for how each accessibility feature may be implemented.

Table 30: Accessibility Feature Provisioning Options

Provisioning Mode	Feature may be provisioned by terminal		Feature may be provisioned by service provider
Rendering Mode	Native rendering by the terminal		HbbTV® application rendering
Subtitles		x	x
Dialogue Enhancement	x	x	x
Magnification UI	x		x
High Contrast UI	x		x
Screen Reader	x		x
Response to a User Action	x		x
Audio Description		x	x
In-Vision Sign Language			x

As most features can be implemented by the terminal or by the application, the Accessibility Framework signalling for a feature is important regardless of whether the terminal has an implementation of that feature itself. Thus, all related user settings that may be relevant in target markets and all related frameworks features should be implemented regardless of their implementation status on the terminal level.

15.2.2 Accessibility Framework Messages

15.2.2.1 Finding out the TVOS support for various Accessibility Features

15.2.2.1.1 `org.hbbtv.af.featureSupportInfo`

For an application to determine what level of support a TV OS has for a particular Accessibility Feature, a JSON-RPC message with the method name `org.hbbtv.af.featureSupportInfo` API shall be used.

The JSON feature string names from Table 31 in clause 15.3.1 can be used in the `feature` field of the `params` object. Only a single feature support information request can be made at any one time.

An example request message follows:

```
{
  "jsonrpc": "2.0",
  "method": "org.hbbtv.af.featureSupportInfo",
```

```

"params" : {"feature":"subtitles"},
"id"     : 1
}

```

15.2.2.1.2 Feature support query response message

The value parameter of a non-error JSON-RPC response message shall contain any one of the following results codes.

Results code String	Description	Example
"notSupported"	The TV OS does not recognize nor have any support (including a corresponding user setting) for the accessibility feature.	The TV does not have a text to speech capability (nor a setting for TTS in the user menu).
"tvosSettingOnly"	The TV OS does not implement the feature, but it does have a corresponding user setting that applications can query.	The TV does not have a signer support within the TV OS itself (just the setting) but HbbTV [®] applications could realize a signing feature by themselves, making use of the TV OS setting to determine when it should be activated.
"tvosOnly"	The TV OS supports the accessibility feature for native applications, but the corresponding user setting does not affect HbbTV [®] applications in any way.	The TV has a high contrast UI setting, but this setting does not affect the colours of HbbTV [®] apps in any way. HbbTV [®] applications may implement a high contrast UI feature themselves, making use of the TV OS setting to determine when it should be activated.
"tvosAndHbbTV"	The TV OS supports the accessibility feature, and its corresponding user setting affects HbbTV [®] applications without any knowledge of the application.	The TV has a screen magnifier feature, which can be used on top of the HbbTV [®] application, where it magnifies areas of running HbbTV [®] applications.
"supportedNoSetting"	The TV OS supports the API calls defined for this feature but has no user setting for it. It can only be controlled by an HbbTV [®] application.	The TV supports dialogue enhancement for NGA content along with the associated accessibility framework functionality but the TV does not have a dialogue enhancement user setting in its user interface.

Terminals should respond with an accurate results code that corresponds closest to the behaviour of the terminal.

NOTE: The result code "supportedNoSetting" is not used if the terminal has user settings for all of the accessibility features for which the terminal supports the defined APIs.

Two example response messages follow:

```

{
  "jsonrpc" : "2.0",
  "result"  : {
    "method" : "org.hbbtv.af.featureSupportInfo",
    "feature" : "subtitles",
    "value"   : "tvosOnly"
  },
  "id"      : 1
}

```

or

```

{
  "jsonrpc" : "2.0",
  "error"   : <<error_info>>,
  "id"      : 1
}

```

15.2.2.2 Requesting that a TVOS suppresses its Accessibility Feature support

15.2.2.2.1 org.hbbtv.af.featureSuppress

For an application to request that a TV OS suppresses its support for an Accessibility Feature, the `org.hbbtv.af.featureSuppress` API can be used. Only a single feature suppression request can be made at any one time.

The JSON feature string names from Table 31 in clause 15.3.1 can be used in the `feature` field of the `params` object. An example request message follows:

```
{
  "jsonrpc": "2.0",
  "method" : "org.hbbtv.af.featureSuppress",
  "params" : {"feature": "uiMagnifier"},
  "id"      : 1
}
```

15.2.2.2.2 Feature suppression request response message

The value parameter of a non-error JSON-RPC response message shall contain any one of the following results codes.

Results code String	Description	Example
"suppressing"	The TV OS has accepted the HbbTV® applications request to suppress its implementation of this accessibility feature.	The TV has agreed to suppress its magnification feature.
"notSuppressing"	The TV OS has refused the HbbTV® applications request to suppress its implementation of this accessibility feature.	The TV has refused to suppress its magnification feature.
"featureNotSupported"	The TV OS does not recognize the request to suppress the accessibility feature. NOTE: This is not an error since the request is a valid format in itself, but rather it is inconsistent with any response from a previous <code>org.hbbtv.af.featureSupportInfo</code> response. See the text below.	The TV does not support the feature.

If a terminal responds that it has agreed to suppress the feature ("suppressing"), it shall suppress its implementation of the feature (in as far as the feature affects the HbbTV® application environment) while the HbbTV® application remains running. If a terminal responds that it has refused to suppress the feature ("notSuppressing"), it shall not suppress the feature.

Terminals responses shall be consistent with previous responses to `org.hbbtv.af.featureSupportInfo` messages for the corresponding feature. Responses containing "suppressing" or "notSuppressing" are only valid when a terminals most recent response to an `org.hbbtv.af.featureSupportInfo` request for the corresponding feature was "tvosAndHbbTV" or "supportedNoSetting". Responses containing "featureNotSupported" are only valid when a terminals most recent response to an `org.hbbtv.af.featureSupportInfo` request for the corresponding feature was "notSupported", "tvosOnly", or "tvosSettingOnly".

Two example response messages follow:

```
{
  "jsonrpc" : "2.0",
  "result"  : {
    "method" : "org.hbbtv.af.featureSuppress",
    "feature": "uiMagnifier",
    "value"  : "suppressing"
  },
  "id"      : 1
}
```

or

```
{
  "jsonrpc" : "2.0",
  "error"   : <<error_info>>,
  "id"      : 1
}
```

15.2.2.3 Determining a TV OS Accessibility Features setting in detail

15.2.2.3.1 org.hbbtv.af.featureSettingsQuery

To determine the detailed TV OS settings of a particular accessibility feature, the `org.hbbtv.af.featureSettingsQuery` API can be used.

Only a single feature can be queried at any one time with this API.

The JSON feature string names from Table 31 in clause 15.3.1 can be used in the `feature` field of the `params` object.

An example request message follows:

```
{
  "jsonrpc": "2.0",
  "method"  : "org.hbbtv.af.featureSettingsQuery",
  "params"  : {"feature": "screenReader"},
  "id"      : 1
}
```

15.2.2.3.2 Feature detailed settings query response message

The `results` parameter contains a response which describes the detailed settings corresponding to the requested Accessibility Feature. The responses are feature specific and are detailed in the related sub-clauses of clause 15.3.

Terminals may provide optional user setting parameters in responses, and terminals shall provide mandatory user setting parameters in responses. Terminals shall map provided parameters in any responses as accurately as possible to the corresponding terminal user setting. See the related sub-clauses of clause 15.3 for further clarifications on specific parameter mapping considerations.

If an application requests user settings using `org.hbbtv.af.featureSettingsQuery` for a feature that is not supported by a TV OS (i.e. a response to a `org.hbbtv.af.featureSupportInfo` message would be a value of `notSupported` or `supportedNoSetting`) then a JSON-RPC error with a code value of `-23` and a message value of `"Invalid accessibility settings query"` (as indicated in Table 10e in clause 9.9.7) shall be returned to the application.

15.2.2.4 Change of TV OS Accessibility Feature setting

In addition to the JSON-RPC Request message enabling HbbTV® applications to query individual TV OS Accessibility Feature settings, terminals shall, under certain defined conditions, send feature specific notifications to the HbbTV® application to reflect a change to the setting.

Each individual accessibility feature defines its own user Setting Change notification message, specific to each accessibility feature. See clauses 15.3.2 to 15.3.9.

15.3 Accessibility Features

15.3.1 Summary of the Accessibility Features

This version of the HbbTV® specification has support for managing the following Accessibility Features, depending on the TV OS support level of the feature. All the features below can be used with the Accessibility Framework defined in clauses 15.2.2.1 to 15.2.2.4.

Table 31: List of Accessibility Features and their JSON Feature String Name

Accessibility Feature	JSON Feature String Name	Additional API usage?
Subtitles	"subtitles"	N
Dialogue Enhancement	"dialogueEnhancement"	Y - see clause 15.3.3.4
Magnification UI	"uiMagnifier"	N
High Contrast UI	"highContrastUI"	N
Screen Reader	"screenReader"	N
Response to a User Action	"responseToUserAction"	Y - see clause 15.3.7.4
Audio Description	"audioDescription"	N
In-Vision Sign Language	"inVisionSigning"	N

The following clauses explain each of the features in detail, in particular the terminal's response messages to `org.hbbtv.af.featureSettingsQuery` JSON-RPC requests made by the application. See clause 15.2.2.3 for more about this request message and its corresponding responses.

15.3.2 Subtitles

15.3.2.1 Introduction

Many TV OS have several settings relating to subtitles or captions. Clause 15.3.2.2 describes a selection of subtitle related settings that may or may not be supported by a TV OS.

A TV OS should map their settings as closely as possible to the parameters defined here. If a setting is not supported by the TV OS, then it should not be transmitted in a response message.

15.3.2.2 Subtitles settings query response message

Table 32 below describes the variable parameters of the `value` field of a response message to an `org.hbbtv.af.featureSettingsQuery` request message where the `"feature"` field of the `"params"` object is set to `"subtitles"`.

Table 32: Subtitle response message parameters

Parameter	Data type	Mandatory (M) or Optional (O)	Valid Values	Description
"enabled"	Boolean	M	true or false	If the user has enabled subtitles in their TV OS settings, then this parameter shall be set to <code>true</code> .
"size"	Integer	O*	25 - 300	A percentage scaling factor of the default font size. Note that this a relative size compared to the default font size that application subtitles would otherwise be using.
"fontFamily"	String	O*		A string describing the chosen fontFamily. Note that the chosen fontFamily should be set to match a built-in font that is accessible by the HbbTV® browser.
"textColour"	String	O*	RGB24 in #AABBCC form	This allows applications to determine if they should use their own application defined colour scheme (which would typically be a number of colours linked to particular speakers) or that the applications colours are required to be overridden by the user.
"textOpacity"	Integer	O*	0 - 100	If this parameter is not present but its associated colour is, then this is assumed to be 100 %.
"edgeType"	String	O*	"outline", "dropShadow", "raised", "depressed"	A description of any edge type or other variation for the font.
"edgeColour"	String	O*	RGB24 in #AABBCC form	If an edgeType is specified, then an edge colour - distinct from the textColour - can be specified. If the edgeType is specified, but the edgeColour is not, then the edgeColour can be assumed to be the same as the textColour.
"backgroundColour"	String	O*	RGB24 in #AABBCC form	A background is an area surrounding the text characters.
"backgroundOpacity"	Integer	O*	0-100	If this parameter is not present but its associated backgroundColour is, then this is assumed to be 100 %.
"windowColour"	String	O*	RGB24 in #AABBCC form	A window is similar to a background, but with a larger area extending horizontally to the size of the screen.
"windowOpacity"	Integer	O*	0-100	If this parameter is not present but its associated colour is, then this is assumed to be 100 %.
"language"	String	O	ISO639-2 3-character code	This is the users preferred language for subtitles. If it is not provided the HbbTV® application can use other preferred language sources to determine the users preferred subtitle language.
NOTE: Optional Parameters marked with a "*" shall only be present if the user has explicitly modified the setting value to something other than the terminal default value.				

An example response message for communicating the Subtitles user settings is as follows:

```
{
  "jsonrpc" : "2.0",
  "result" : {
    "method" : "org.hbbtv.af.featureSettingsQuery",
    "feature": "subtitles",
    "value" : {
```

```

        "enabled"      : true,
        "size"         : 150,
        "fontFamily"   : "Arial",
        "textColour"   : "#AA0066",
        "textOpacity"  : 100,
        "edgeType"     : "outline",
        "edgeColour"   : "#FFFFFF",
        "windowColour" : "#00DD00"
    }
},
"id" : 1
}

```

15.3.2.3 Subtitles / Captions Preference Change Message

This clause defines a message that may be sent from a terminal to an HbbTV® application. This message shall be sent from a terminal to an HbbTV® application if all the following conditions are true:

- A user setting changes that affects the Subtitle or Captions settings has been made on the terminal.
- The application has registered for notifications of this type.

This notification message follows the generic notification message format outlined in clause 9.9.4.1.

An example notification message for when the Subtitle or Captions user settings change is as follows:

```

{
  "jsonrpc" : "2.0",
  "method"  : "org.hbbtv.notify",
  "params"  : {
    "msgType" : "subtitlesPrefChange",
    "value"   : {"enabled" : false}
  }
}

```

The params object contains a value parameter as described in clause 15.3.2.2 and a msgType parameter which has a value of subtitlesPrefChange, as noted in Table 10d.

15.3.3 Dialogue Enhancement

15.3.3.1 Introduction

Many TV OS offer the ability to enhance the dialogue clarity ("dialogue enhancement"). Terminals may offer settings relating to switching dialogue enhancement processing on or off and controlling the amount of processing.

As for media types, many NGA codecs have built-in dialogue enhancement facilities which offer more broadcaster control over the processing, specifically the amount of processing. Alternatively applications may, in some circumstances, be able to switch between normal audio and audio with dialogue enhancement.

Mechanisms for dialogue enhancement include the following:

- Many NGA codecs have built-in dialogue enhancement facilities which offer more content provider control over the processing, specifically the amount of processing.
- Terminals may include implementation-specific algorithms for dialogue enhancement, likely codec-independent.
- Content providers may be able to provide dialogue enhancement by delivering two or more different audio mixes to the terminal.

Clauses 15.3.3.2 through 15.3.3.4 describe a message protocol to query the terminal for user settings made and kept in the OS ("org.hbbtv.af.featureSettingsQuery"); a message protocol whereby the OS can notify the HbbTV® app of any changes that are made outside the app ("org.hbbtv.notify") and a message protocol whereby the app can temporarily override settings made in the OS ("org.hbbtv.af.dialogueEnhancementOverride").

Clauses 15.3.3.2 through 15.3.3.4 shall be supported by terminals that support dialogue enhancement and make this functionality accessible to HbbTV[®] applications. Some terminals may support the messages in clauses 15.3.3.2 and 15.3.3.3 but not clause 15.3.3.4.

NOTE: The mechanisms by which an application may determine if a terminal supports particular messages are described in clause 9.9.5.

Even where dialogue enhancement is not supported natively by the terminal, having a common user setting for dialogue enhancement made visible to applications through these mechanisms allows applications the option provide the feature through audio stream selection.

15.3.3.2 Dialogue Enhancement settings query response message

Table 33 describes the variable parameters of the value field of a response message to an `org.hbbtv.af.featureSettingsQuery` request message where the "feature" field of the "params" object is set to "dialogueEnhancement".

Table 33: Variable parameters of the value field of a response message

Parameter	Data type	Mandatory (M) or Optional (O)
"dialogueEnhancementGainPreference"	Integer (see note)	M
"dialogueEnhancementGain"	Integer	M
"dialogueEnhancementLimit"		
"min"	Integer	M
"max"	Integer	M
NOTE: Typical values are codec and content specific.		

`dialogueEnhancementGainPreference` - The dialogue enhancement gain preference, in dB, for the dialogue enhancement processing to be applied as set by the user. If the terminal does not have a user accessible system setting, this shall be set to the default gain that is applied.

`dialogueEnhancementGain` - The currently-active gain value in dB for the dialogue enhancement processing applied. If Dialogue Enhancement is switched off or is not supported natively by the terminal, this shall be set to 0. This may differ from `dialogueEnhancementGainPreference` if an application has set the gain. The value of `dialogueEnhancementGain` shall be constrained to the allowed value range of dialogue enhancement processing as indicated by the `dialogueEnhancementLimit` field.

`dialogueEnhancementLimit` - The range of allowed gain value in dB for the dialogue enhancement processing to be applied in the audio decoder.

`min` - The current allowed minimum gain value in dB for the dialogue enhancement processing to be applied in the audio decoder.

`max` - The current allowed maximum gain value in dB for the dialogue enhancement processing to be applied in the audio decoder.

NOTE 1: Some NGA codecs allow for limits of dialogue enhancement processing to be carried in the audio stream and will modify the min and max values above.

NOTE 2: The response message in the present clause signals system-wide user preference for dialogue enhancement by the `dialogueEnhancementGainPreference` parameter. The response message does not carry an enabled parameter, as this would be redundant. The enabled state can be derived by testing `dialogueEnhancementGainPreference` to being different from 0.

NOTE 3: The gain override API of clause 15.3.3.4 allows to override the dialogue enhancement gain independent of the system settings. Dialogue enhancement APIs and functionality are optional but available independent of the user preference.

An example response message for communicating the Dialogue Enhancement UI user settings if the decoded audio stream restricts dialogue enhancement processing to a range of 0 dB to 12 dB in audio streams metadata is as follows:

```
{
  "jsonrpc" : "2.0",
  "result" : {
    "method" : "org.hbbtv.af.featureSettingsQuery",
    "feature": "dialogueEnhancement",
    "value" : {
      "dialogueEnhancementGainPreference" : 6,
      "dialogueEnhancementGain" : 6,
      "dialogueEnhancementLimit":{
        "min" : 0,
        "max" : 12
      }
    }
  },
  "id" : 1
}
```

15.3.3.3 Dialogue Enhancement Preference Change Message

This clause defines a message that may be sent from a terminal to an HbbTV® application. This message shall be sent from a terminal to an HbbTV® application if all of the following conditions are true:

- the application has registered for notifications of this type; and
- one or more of the following events have occurred:
 - the user sets a new gain for Dialogue Enhancement on the terminal;
 - the user enables/disables Dialogue Enhancement entirely;
 - a temporary gain change is triggered by this application or by a concurrently running application;
 - a change occurs in the Dialogue Enhancement limits signalled in the media stream.

This notification message follows the generic notification message format outlined in clause 9.9.4.1. The message parameters are defined in clause 15.3.3.2.

The params object has a msgType parameter of dialogueEnhancementPrefChange, as noted in Table 10d, and contains a value parameter as described in clause 15.3.3.2.

An example notification message is as follows:

```
{
  "jsonrpc" : "2.0",
  "method" : "org.hbbtv.notify",
  "params" : {
    "msgType" : "dialogueEnhancementPrefChange",
    "value" : {
      "dialogueEnhancementGainPreference" : 3,
      "dialogueEnhancementGain" : 3,
      "dialogueEnhancementLimit":{
        "min" : 0,
        "max" : 9
      }
    }
  }
}
```

15.3.3.4 Dialogue Enhancement Override Request and Response Messages

This clause defines a message that may be sent from an HbbTV® application to a terminal, and its corresponding response.

By default, if a media stream is played containing dialogue enhancement then the audio decoder applies dialogue enhancement processing as configured by the user in his or her preference settings. The HbbTV® Application may wish to provide a user interface to get or set the amount of processing, or to release a setting previously made. The message defined in this clause may be used for this case.

When the HbbTV® application sends this message to the terminal, the terminal shall process the request and change the amount of processing as per the further provisions of this clause. The settings in the user's preferences shall be unchanged. When the application exits, the amount of processing shall return to the levels previously set by the terminal preferences.

It is assumed that if the user changes his or her desired dialogue enhancement processing level in the terminal preferences while the HbbTV® application is active, these changes should be applied immediately. Therefore, any HbbTV® application-initiated settings should be superseded, and the terminal should instead use the new gain value from the preference settings. The HbbTV® application can arrange to be informed about this change through a `dialogueEnhancementPrefChange` message and consequently can act accordingly upon this event.

An example request message to override the Dialogue Enhancement gain is as follows:

```
{
  "jsonrpc" : "2.0",
  "method"  : "org.hbbtv.af.dialogueEnhancementOverride",
  "params"  : {
    "dialogueEnhancementGain" : 6
  },
  "id"      : 1
}
```

Table 34: Parameters of the `org.hbbtv.af.dialogueEnhancementOverride` message

Parameter	Data type	Mandatory (M) or Optional (O)
"dialogueEnhancementGain"	Integer	O
NOTE: Typical values are codec and content specific.		

`dialogueEnhancementGain` - This optional integer number specifies, when present, the requested gain value in dB of the dialogue enhancement processing to be applied in the audio decoder. A value of 0 shall disable the dialogue enhancement processing. A value of `dialogueEnhancementGain` that is outside the allowed value range of dialogue enhancement processing as indicated by metadata in the currently decoded audio stream shall be restricted by the terminal into the allowed range. If this value is not specified in the request, the amount of processing shall be reset to the user preference set in the terminal.

An example request message to reset the Dialogue Enhancement gain to the user preference set in the terminal is as follows:

```
{
  "jsonrpc" : "2.0",
  "method"  : "org.hbbtv.af.dialogueEnhancementOverride",
  "id"      : 1
}
```

If the override is successfully actioned by the terminal it shall reply with a non-error response message where the `dialogueEnhancementGain` field of the "result" parameter shall be set to the gain being applied as a result of the request.

NOTE 1: See clause 9.9.8 for further details on the response message.

NOTE 2: The `dialogueEnhancementGain` value in the response may not match the corresponding field in the request if the gain requested was outside the current valid range.

An example response message is as follows:

```
{
  "jsonrpc" : "2.0",
  "result"  : {
    "method": "org.hbbtv.af.dialogueEnhancementOverride",
    "dialogueEnhancementGain" : 6
  },
  "id"      : 1
}
```

If the override is not actioned by the terminal, then the terminal shall reply with a JSON-RPC error with a code value of -24 and a message value of "Dialogue Enhancement override failed".

15.3.4 User Interface Magnification

15.3.4.1 Introduction

The TV settings relating to a User Interface Magnification feature that can be communicated to an HbbTV® application using the response and notification messages described in clauses 15.3.4.2 and 15.3.4.3.

15.3.4.2 UI Magnification settings query response message

Table 35 below describes the variable parameters of the `value` field of a response message to an `org.hbbtv.af.featureSettingsQuery` request message where the `feature` field of the `params` object is set to `uiMagnifier`.

Table 35: UI magnification response message parameters

Parameter	Data Type	Mandatory (M) or Optional (O)	Valid Values	Description
"enabled"	Boolean	M	true or false	If the user has enabled a screen magnification UI setting in their TV OS then this parameter shall be set to <code>true</code> .
"magType"	String	O	"textMagnification", "magnifierGlass", "screenZoom", "largeLayout", "other"	This parameter describes the type of Magnification scheme currently set by the TV OS. It shall be present if the "enabled" parameter is set to <code>true</code> and shall not be present if the "enabled" parameter is set to <code>false</code> . The value "textMagnification" should be used when the intended result is for text relating to a selected UI component being displayed in a more legible way in a consistent area of the screen - for example at the top. The value "screenZoom" should be used when the intended result is where portions of the application canvas are magnified and shown on the screen, resulting in the remaining portions not visible. A means to navigate between on-screen and off-screen regions is required. The value "magnifierGlass" should be used when the intended result is where a small region of the screen (selected by the user - perhaps with a pointing device) is enlarged - possibly with a magnifier glass icon indicating the enlarged area. The value "largeLayout" should be used when a smaller amount of information or images are on screen, but they are displayed in a larger size.

NOTE: Guidance on the use of the `magType` values and some interpretations are provided in clause 15.4.5.

An example response message for communicating the UI Magnification user settings is as follows:

```
{
  "jsonrpc" : "2.0",
  "result" : {
    "method" : "org.hbbtv.af.featureSettingsQuery",
    "feature": "uiMagnifier",
    "value" : {"enabled" : true, "magType": "textMagnification"}
  },
  "id"      : 1
}
```

15.3.4.3 UI Magnification Preference Change Message

This clause defines a message that may be sent from a terminal to an HbbTV® application.

This message shall be sent from a terminal to an HbbTV® application if all of the following conditions are true:

- A user setting change that affects the UI Magnification settings has been made on the terminal.
- The application has registered for notifications of this type.

This notification message follows the generic notification message format outlined in clause 9.9.4.1. An example notification message for when the UI Magnification user settings change is as follows:

```
{
  "jsonrpc" : "2.0",
  "method"  : "org.hbbtv.notify",
  "params"  : {
    "msgType" : "uiMagnifierPrefChange",
    "value"   : {"enabled" : true, "magType": "screenZoom"}
  }
}
```

The params object contains a value parameter as described in clause 15.3.4.2 and a msgType parameter which has a value of uiMagnifierPrefChange, as noted in Table 10d.

15.3.5 High Contrast UI

15.3.5.1 Introduction

The TV settings relating to a High Contrast UI feature that can be communicated to an HbbTV® application using the response and notification messages are described in clauses 15.3.5.2 and 15.3.5.3.

15.3.5.2 High Contrast UI settings query response message

Table 36 below describes the variable parameters of value field of a response message to an org.hbbtv.af.featureSettingsQuery request message where the "feature" field of the "params" object is set to "highContrastUI".

Table 36: High contrast UI response message parameters

Parameter	Data Type	Mandatory (M) or Optional (O)	Valid Values	Description
"enabled"	Boolean	M	true or false	If the user has enabled a high contrast UI in their TV OS settings then this parameter shall be set to true.
"hcType"	String	O	"monochrome", "other"	This parameter describes the type of High Contrast scheme currently set by the TV OS. It shall be present if the "enabled" parameter is set to "true". The value "monochrome" is used for High Contrast schemes that use a single colour in the on-screen user interface - typically a grey scale. If the terminal cannot approximate its selected "hcType" to any of those defined in this list (other than "other") then it should set the "hcType" to "other". See note.
NOTE	In the present document, only one defined High Contrast scheme is defined ("monochrome"). This list may be extended in a future version of the present document to accommodate additional High Contrast schemes. In this version, any High Contrast scheme that cannot be described as "monochrome", should be set to "other".			

An example response message for communicating the High Contrast UI user settings is as follows:

```
{
  "jsonrpc" : "2.0",
  "result" : {
    "method" : "org.hbbtv.af.featureSettingsQuery",
    "feature": "highContrastUI",
    "value" : {"enabled" : true, "hcType": "monochrome"}
  },
  "id"      : 1
}
```

15.3.5.3 High Contrast UI Preference Change Message

This clause defines a message that may be sent from a terminal to an HbbTV® application.

This message shall be sent from a terminal to an HbbTV® application if all of the following conditions are true:

- A user setting change that affects the High Contrast UI settings has been made on the terminal.
- The application has registered for notifications of this type.

This notification message follows the generic notification message format outlined in clause 9.9.4.1.

An example notification message for when the High Contrast UI user settings change is as follows:

```
{
  "jsonrpc" : "2.0",
  "method"  : "org.hbbtv.notify",
  "params"  : {
    "msgType" : "highContrastUIPrefChange",
    "value"   : {"enabled" : true, "hcType": "monochrome"}
  }
}
```

The params object contains a value parameter as described in clause 15.3.5.2 and a msgType parameter which has a value of highContrastUIPrefChange, as noted in Table 10d.

15.3.6 Screen Reader

15.3.6.1 Introduction

HbbTV® terminals may support "assistive technology" that helps users who cannot read the text to get it in another way. A common example is a "text to speech" screen reader function by which on-screen content can be read out by a speech engine to help visually impaired users navigate applications.

The TV settings relating to a Screen Reader feature that can be communicated to an HbbTV® application using the response and notification messages are described in clauses 15.3.6.2 and 15.3.6.3.

Clauses 15.3.6.4 through 15.3.6.7 define requirements that apply to terminals that support such a feature and apply whether or not the feature is exposed through the Accessibility Framework. The requirements aim to ensure that applications that make appropriate use of HTML semantic markup and WAI ARIA [97] roles, attributes and states can be navigated and understood by users of the "screen reader" function.

In addition to the specific requirements specified in this clause, terminals should support all of the mandatory requirements set out in the WAI ARIA User Agent Implementation Guide [98].

15.3.6.2 Screen Reader settings query response message

Table 37 below describes the variable parameters of value field of a response message to an org.hbbtv.af.featureSettingsQuery request message where the "feature" field of the "params" object is set to "screenReader".

Table 37: Screen reader response message parameters

Parameter	Data Type	Mandatory (M) or Optional (O)	Valid Values	Description
"enabled"	Boolean	M	Boolean true or false	If the user has enabled a screen reader preference in their TV OS settings, then this parameter shall be set to "true".
"speed"	Integer	O	10 - 1 000	An approximate percentage scaling factor of the default speech speed. As examples, 100 % is considered normal speed, 50 % results in the speech taking twice the duration and 200 % results in the speech taking half the duration. If the enabled parameter is set to "true", and the speed parameter is not present, then a default value of 100 may be assumed.
"voice"	String	O	"male", "female" or "default"	If this setting has not been changed by the user, or the TV does not offer the user a choice here, then the value "default" may be used.
"language"	String	O (see Note)	ISO639-2 3-character code	
NOTE: The language value should only be present if the user has changed this from the default setting. The voice value should be present if the enabled value is set to true.				

An example response message for communicating the Screen Reader user settings is as follows:

```
{
  "jsonrpc" : "2.0",
  "result" : {
    "method" : "org.hbbtv.af.featureSettingsQuery",
    "feature": "screenReader",
    "value" : {"enabled" : true,
              "speed"  : 120,
              "voice"  : "male"}
  }
},
"id"      : 1
}
```

15.3.6.3 Screen Reader Preference Change Message

This clause defines a message that may be sent from a terminal to an HbbTV® application.

This message shall be sent from a terminal to an HbbTV® application if all of the following conditions are true:

- A user setting change that affects the Screen Reader settings has been made on the terminal.
- The application has registered for notifications of this type.

This notification message follows the generic notification message format outlined in clause 9.9.4.1.

An example notification message for when the High Contrast UI user settings change is as follows:

```
{
  "jsonrpc" : "2.0",
  "method"  : "org.hbbtv.notify",
  "params"  : {
    "msgType" : "screenReaderPrefChange",
    "value"   : {"enabled" : false }
  }
}
```

The params object contains a value parameter as described in clause 15.3.6.2 and a msgType parameter which has a value of screenReaderPrefChange, as noted in Table 10d.

15.3.6.4 Navigation and focus handling

Terminals supporting a screen reader feature that is enabled by the user shall provide a spoken description for the focussed element and shall respond to a change in focus by providing a spoken description of the newly focussed element.

Terminals shall support the use of `tabindex` to allow any element to have focus for accessibility purposes, as specified in the WAI ARIA User Agent Implementation Guide [98].

Terminals should support a means for users of the screen reader function to navigate the structure of the page using structural mark-up as specified in clause 15.3.6.5.

15.3.6.5 Structural mark-up

Terminals that provide users of the screen reader function with additional means to navigate the structure of the page shall do so for at least the following WAI ARIA roles and the corresponding HTML elements for which these roles are the default role.

WAI ARIA role	HTML elements without explicit role
main	main
navigation	nav
banner	header
contentinfo	footer
region	section
complementary	aside
heading	h1, h2, h3, h4, h5, h6
list	ul,ol
listitem	li

NOTE: Role mappings for HTML elements are taken from the HTML Accessibility API Mappings specification [99].

15.3.6.6 Description and WAI ARIA roles

Terminals supporting a screen reader feature that is enabled by the user shall provide appropriate spoken description for elements marked up with at least the following WAI ARIA roles and for HTML elements for which these roles are the default role as defined in the HTML Accessibility API Mappings specification [98]. In each case, the terminal shall apply the semantics defined for the role in the WAI ARIA specification [97] clause 5.4.

- button
- dialog
- grid
- gridcell
- link
- list
- listitem
- row
- tab
- tablist
- tabpanel

Terminals shall not read out child elements for roles where the role definition specifies that children are presentational.

15.3.6.7 WAI ARIA states and properties

Spoken descriptions of elements shall reflect at least the following ARIA properties and states, with the semantics described in the WAI ARIA specification [97] clause 6.6. Specific testable requirements for HbbTV[®] are specified in Table 37a. These are consistent with the defined semantics and user-agent guidelines in [97] and [98].

Table 37a: Requirements for WAI ARIA states and properties

Property or state	HbbTV [®] requirement
aria-describedby	Terminals shall generate a description for the element using the referenced element(s)
aria-disabled	Terminals shall describe elements in a manner that takes into account the value of this state
aria-hidden	Terminals shall not describe this element
aria-label	Terminals shall use the label provided for this element
aria-labelledby	Terminals shall use the referenced element(s) as the label for this element
aria-live	Terminals shall read the element when its content changes, following the defined semantics for the "polite" and "assertive" modes
aria-pressed	Terminals shall describe elements with a role of button in a manner that takes into account the value of this state
aria-selected	Terminals shall describe at least those elements with a role of tab in a manner that takes into account the value of this state

Terminals should additionally support the following states: aria-orientation, aria-relevant, aria-busy and aria-atomic.

15.3.7 Response to a User Action

15.3.7.1 Introduction

The "Response to a User Action" feature enables applications to understand if the user (via their terminal user settings) wants confirmation of user actions in an accessible manner. Further, it provides a mechanism to trigger a terminal specific User Action confirmation, should the user have indicated an interest in this. This feature would typically be used during menu navigation to allow the user to determine if navigation actions have completed, where the User Action response could, for example, be an audible confirmation "beep" or "chime".

The terminal settings relating to the "Response to a User Action" feature that can be communicated to an HbbTV[®] application using the response and notification messages described in clauses 15.3.7.2 and 15.3.7.3.

Further, the notification message used by applications to trigger the terminal to perform a "Response to a User Action" is described in clause 15.3.7.4.

NOTE 1: The type of the response generated is determined by the terminal based on a "magnitude" parameter passed by the application. Applications are not able to select a specific type of confirmation response when triggering the terminal.

NOTE 2: Although an application can request to suppress this feature and attempt to implement the feature itself, this is not recommended. Instead an application can use the trigger message defined in clause 15.3.7.4 to request the terminal provide the user response. This will result in a more consistent user experience and can include feedback types (such as haptic) that an application is unable to implement, or multiple types of feedback (e.g. visual and auditory combined) that the application is unaware the user has requested.

15.3.7.2 "Response to a User Action" settings query response message

Table 38 below describes the variable parameters of value field of a response message to an `org.hbbtv.af.featureSettingsQuery` request message where the "feature" field of the "params" object is set to "responseToUserAction".

Table 38: Response to user action response message parameters

Parameter	Data Type	Mandatory (M) or Optional (O)	Valid Values	Description
"enabled"	Boolean	M	Boolean true or false	If the user has enabled a "Response to a User Action" preference in their TV OS settings, then this parameter shall be set to "true".
"type"	String	O (see note)	"audio", "visual", "haptic", "other" or "none"	This parameter describes the type of mechanism the terminal uses to feedback to the user that the user action has occurred. A terminal should try to match to one of these values as closely as possible, but if it cannot, then the value "other" may be used. If a terminal is providing multiple types of feedback then a terminal shall select a value that matches one of them and should choose the most important to the user if that is known. The value "none" may be sent from the terminal in the case where a user has indicated in interest in getting a user response, but the TV terminal itself does not support any mechanism to realize the API defined in clause 15.3.7.4.

NOTE: If the "enabled" value is set to true, then the "type" field shall be present.

An example response message for communicating the "Response to a User Action" user setting is as follows:

```
{
  "jsonrpc" : "2.0",
  "result" : {
    "method" : "org.hbbtv.af.featureSettingsQuery",
    "feature": "responseToUserAction",
    "value" : {"enabled" : true, "type" : "audio"}
  },
  "id"      : 1
}
```

15.3.7.3 "Response to a User Action" Preference Change Message

This clause defines a message that may be sent from a terminal to an HbbTV® application.

This message shall be sent from a terminal to an HbbTV® application if all the following conditions are true:

- A user setting change that affects the "Response to a User Action" setting has been made on the terminal.
- The application has registered for notifications of this type.

This notification message follows the generic notification message format outlined in clause 9.9.4.1.

An example notification message for when "Response to a User Action" user settings change is as follows:

```
{
  "jsonrpc" : "2.0",
  "method" : "org.hbbtv.notify",
  "params" : {
    "msgType" : "responseToUserActionPrefChange",
    "value" : {"enabled" : false}
  }
}
```

The params object contains a value parameter as described in clause 15.3.7.2 and a msgType parameter which has a value of responseToUserActionPrefChange, as noted in Table 10d.

15.3.7.4 "Response to a User Action" Trigger Message

This clause defines two messages, a request that may be sent from an HbbTV® application to a terminal, and a corresponding response. The purpose of the request message is to invoke the terminal's mechanism to make a "response to a user action".

NOTE: There is scope for confusion in this clause between the term "response" when referring to JSON-RPC response messages and the terminals response (to a user action) from an end user perspective.

The `triggerResponseToUserAction` request message should only be sent if the feature is required by the user i.e. if the terminal has indicated (by way of the most recent response defined in clauses 15.3.7.2 or 15.3.7.3) that the `enabled` field of the `value` parameter is set to `true`.

An example request message for when an application wants to trigger the terminals response to a user action mechanism is as follows:

```
{
  "jsonrpc" : "2.0",
  "method"  : "org.hbbtv.af.triggerResponseToUserAction",
  "params"  : {
    "magnitude" : "triggerPrimary"
  },
  "id"      : 1
}
```

When the `method` parameter of a request message is set to a value of `"org.hbbtv.af.triggerResponseToUserAction"`, the `params` field shall contain a `magnitude` field, which has a string value as described in Table 39.

Table 39: Response to user action magnitude parameter values

String Value	Meaning	Example usage
<code>triggerPrimary</code>	The most common type of response to the most common of user actions	If the result is a standard in-page navigation where result is a cursor position has changed
<code>triggerSecondary</code>	A second type of response that may be used for less common user actions	If the result of this action is to navigates to another page or screen
<code>triggerException</code>	A user has attempted to navigate to a location that is not supported by the application or user interface	If the result is hitting an end-stop of a menu
NOTE: Terminals may not support multiple response magnitudes for one or more of the response types and may map them to a single value.		

If the requested "response to a user action" is successfully performed by the terminal, it shall reply with a non-error response message, where the following fields of the result parameter are:

- the `method` field shall be set to `org.hbbtv.af.triggerResponseToUserAction`;
- the `actioned` field shall be set to `true`.

A fixed example response message for when the user action mechanism has been successfully triggered is as follows:

```
{
  "jsonrpc" : "2.0",
  "result"  : {
    "method" : "org.hbbtv.af.triggerResponseToUserAction",
    "actioned" : true
  },
  "id"      : 1
}
```

If the "response to a user action" is not successfully performed by the terminal, then the terminal shall reply with a JSON-RPC error with a `code` value of -25 and a `message` value of "Response to User Action failed".

15.3.8 Audio Description

15.3.8.1 Introduction

The TV settings relating to the Audio Description feature that can be communicated to an HbbTV® application using the response and notification messages are described in clauses 15.3.8.2 and 15.3.8.3.

15.3.8.2 Audio Description settings query response message

Table 40 below describes the variable parameters of value field of a response message to an `org.hbbtv.af.featureSettingsQuery` request message where the "feature" field of the "params" object is set to "audioDescription".

Table 40: Audio description response message parameters

Parameter	Data Type	Mandatory (M) or Optional (O)	Valid Values	Description
"enabled"	Boolean	M	true or false	If the user has enabled Audio Description in their TV OS settings, then this parameter shall be set to <code>true</code> .
"gainPreference"	Integer	O (see note)		The "gainPreference" value describes the Audio Description gain preference set by the user in dB. A value of zero indicates a preference for an Audio Description level that is unchanged from the level of the audio bitstream. If Audio Description is not enabled or the terminal does not have a user setting for adjusting Audio Description gain, this field shall not be present.
"panAzimuthPreference"	Integer	O (see note)	-180 to + 180	The "panAzimuthPreference" value describes the Audio Description azimuth pan preference set by the user in degrees. A value of 0° means that the Audio Description is rendered to appear directly in front of the viewing position, a value of +90° is to the left, ±180° is directly behind, and -90° to the right of the viewing position. If Audio Description is not enabled or the terminal does not have a user setting for adjusting Audio Description pan, this field shall not be present.
NOTE:	Limits may apply to the gain and pan that can be applied by the terminal, either due to fixed constraints or, in the case of NGA codecs, due to metadata carried in the audio stream. As such, gainPreference and panAzimuthPreference may signal values that fall outside the range that the terminal itself would apply.			

An example response message for communicating the Audio Description user settings is as follows:

```
{
  "jsonrpc" : "2.0",
  "result" : {
    "method" : "org.hbbtv.af.featureSettingsQuery",
    "feature": "audioDescription",
    "value" : {
      "enabled"      : true,
      "gainPreference" : 0,

```

```

    "panAzimuthPreference" : 90
  },
  "id" : 1
}

```

15.3.8.3 Audio Description Preference Change Message

This clause defines a message that may be sent from a terminal to an HbbTV® application.

This message shall be sent from a terminal to an HbbTV® application if all of the following conditions are true:

- The application has registered for notifications of this type.
- One or more of the following events have occurred:
 - The user enables/disables Audio Description entirely.
 - The user sets a new value for one of the following fields: "gainPreference", or "panAzimuthPreference".

This notification message follows the generic notification message format outlined in clause 9.9.4.1. The message parameters are defined in clause 15.3.8.2.

An example notification message for when the Audio Description user settings change is as follows:

```

{
  "jsonrpc" : "2.0",
  "method" : "org.hbbtv.notify",
  "params" : {
    "msgType" : "audioDescriptionPrefChange",
    "value" : {
      "enabled" : true,
      "gainPreference" : 3,
      "panAzimuthPreference" : 90
    }
  }
}

```

The params object contains a value parameter as described in clause 15.3.8.2 and a msgType parameter which has a value of audioDescriptionPrefChange, as noted in Table 10d.

15.3.9 In-Vision Signing (Sign Language)

15.3.9.1 Introduction

In the version of the present document, there is no specific support in the HbbTV® toolkit for an in-vision signing feature. Signing features may be provided by conventional means - for example in broadcast services, or by using HbbTV® application features to provide content variants to users who wish to receive signed content.

This version of the HbbTV® specification allows for an In-Vision Signing user preference setting in the TV OS (if it exists) to be communicated to the HbbTV® application, so that the HbbTV® application could accommodate the user's intention.

For example, an HbbTV® application launched from a non-signed service could be aware (by means of application logic) of the existence of a signed variant of this service or service component. If the user has set an "In-Vision Signing" setting indicating that the user wishes for signed services, then the application could (using existing HbbTV® mechanisms) offer, or automatically provide, a signed variant of the current service.

The TV settings relating to an In-Vision Signing feature that can be communicated to an HbbTV® application using the response and notification messages described in clauses 15.3.9.2 and 15.3.9.3.

15.3.9.2 In-Vision Signing settings query response message

Table 41 below describes the variable parameters of value field of a response message to an org.hbbtv.af.featureSettingsQuery request message where the "feature" field of the "params" object is set to "inVisionSigning".

Table 41: In-Vision signing response message parameters

Parameter	Mandatory (M) or Optional (O)	Valid Values	Description
"enabled"	M	Boolean true or false	If the user has enabled an in-vision signing preference in their TV OS settings, then this parameter shall be set to <code>true</code> .

An example response message for communicating the In-Vision Signing user settings is as follows:

```
{
  "jsonrpc" : "2.0",
  "result" : {
    "method" : "org.hbbtv.af.featureSettingsQuery",
    "feature" : "inVisionSigning",
    "value" : {"enabled" : true}
  },
  "id" : 1
}
```

15.3.9.3 In-Vision Signing Preference Change Message

This clause defines a message that may be sent from a terminal to an HbbTV® application.

This message shall be sent from a terminal to an HbbTV® application if all the following conditions are true:

- A user setting change that affects the In-Vision Signing settings has been made on the terminal.
- The application has registered for notifications of this type.

This notification message follows the generic notification message format outlined in clause 9.9.4.1.

An example notification message for when the In-Vision Signing user settings change is as follows:

```
{
  "jsonrpc" : "2.0",
  "method" : "org.hbbtv.notify",
  "params" : {
    "msgType" : "inVisionSigningPrefChange",
    "value" : {"enabled" : false}
  }
}
```

The params object contains a `value` parameter as described in clause 15.3.9.2 and a `msgType` parameter which has a value of `inVisionSigningPrefChange`, as noted in Table 10d.

15.3.10 JSON Schemas

Request messages, non-error response messages and notification messages for the Accessibility Framework and Features shall conform to the appropriate schema. The schemas have a normative definition that can be found in the electronic attachments - see annex N of the present document.

15.4 Accessibility Guidelines (informative)

15.4.1 Introduction to the Guidelines

Clause 15.4.2 provides examples showing possible sequences of API calls using the Accessibility Framework for various scenarios.

Clauses 15.4.3 to 15.4.10 provides specific guidance on each of the Accessibility Features included in the present document. They include guidance such as typical deployments and how some of the features may work with the Accessibility Framework.

Clause 15.4.11 provides information about how applications could determine if a native TV feature should be suppressed in favour of an application rendered feature.

For further guidelines related to delivering Accessibility Services using HbbTV®, see document EBU TR065 [i.40].

15.4.2 Examples to show Usage Patterns of the Accessibility Framework

15.4.2.1 Introduction

The examples below show a selection of the most common sequences of usage for the Accessibility Framework.

15.4.2.2 Example 1a - HbbTV® application requests that a TV native feature is suppressed

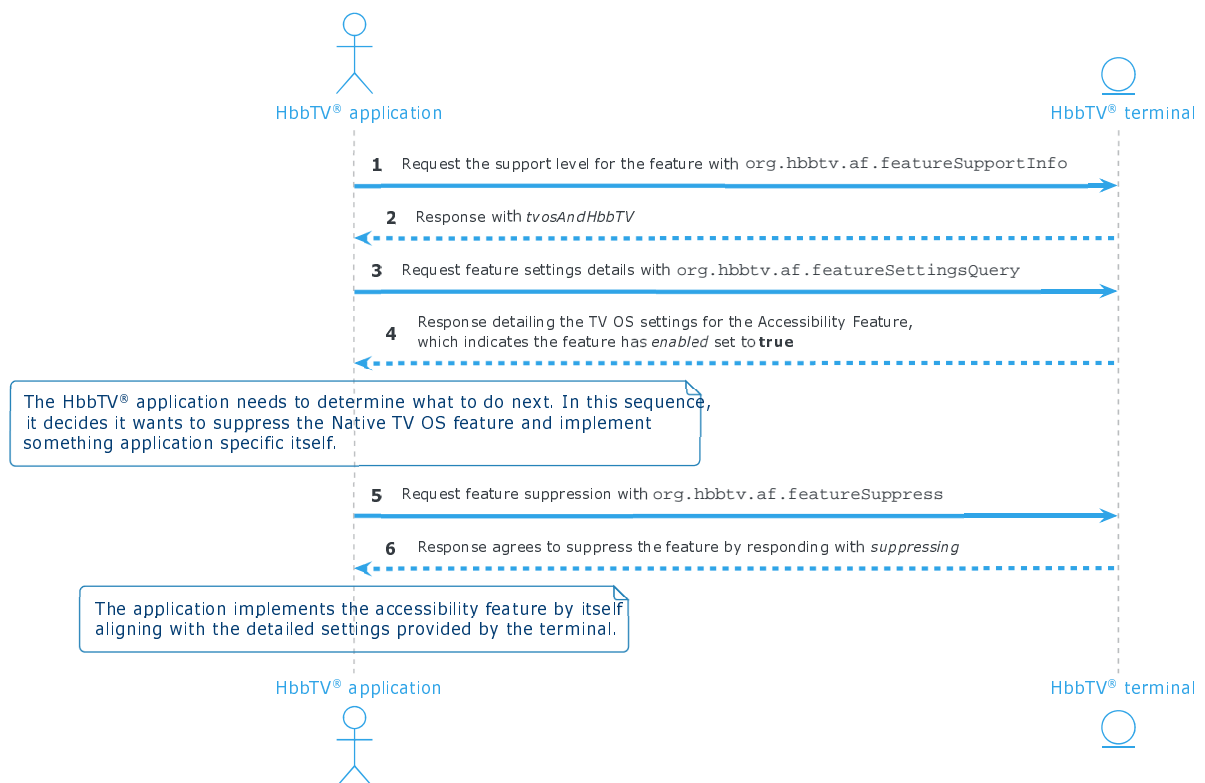


Figure 41: Application requests suppression of a TV OS native feature

15.4.2.3 Example 1b - HbbTV® application lets the TV realize the feature natively

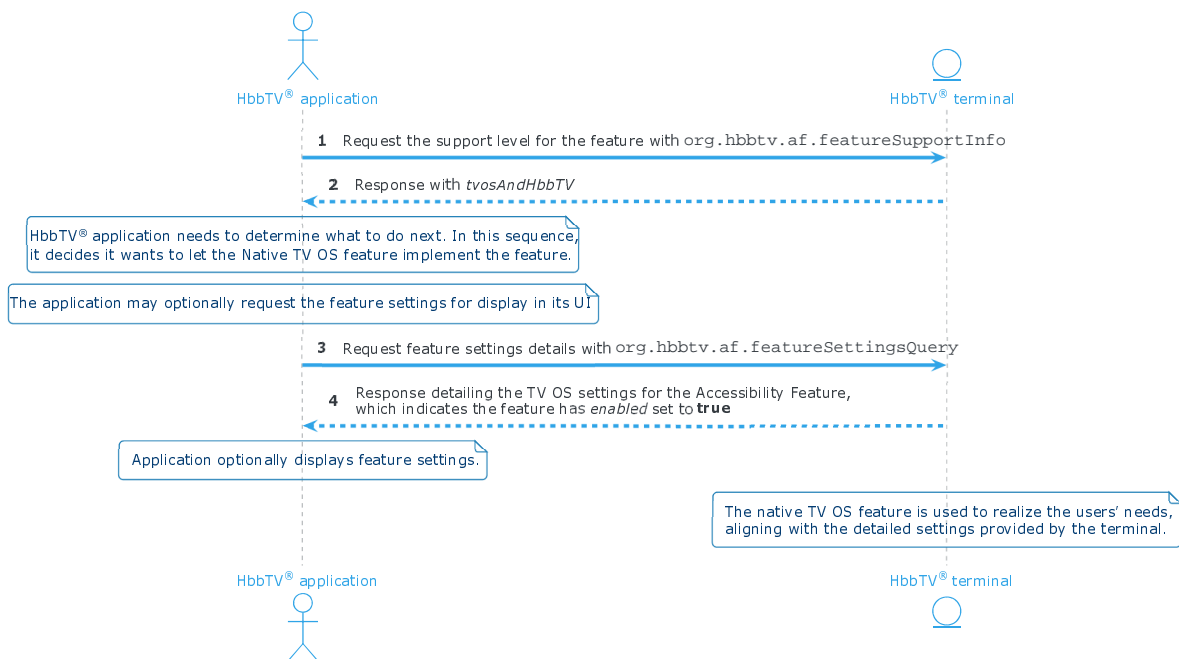


Figure 42: Application lets TV OS be responsible for feature implementation

15.4.2.4 Example 2 - TV feature does not affect the HbbTV® environment

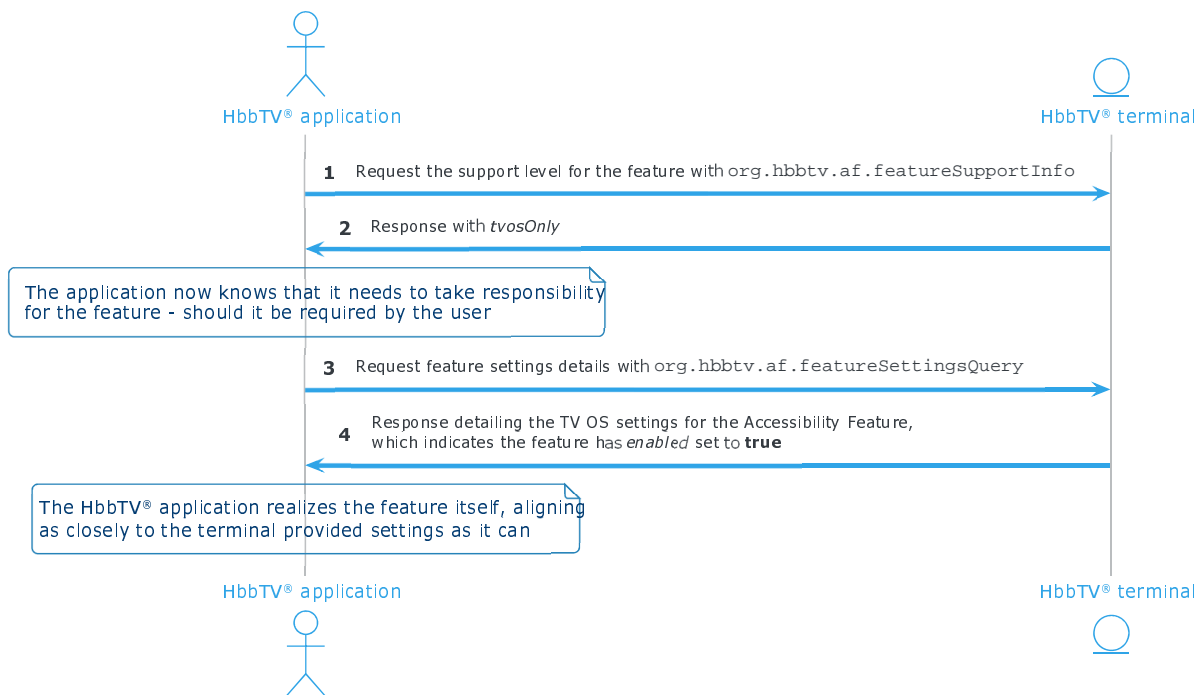


Figure 43: The feature is supported natively by the TV OS, but does not affect the HbbTV® environment

15.4.2.5 Example 3 - Feature is not supported by the TV

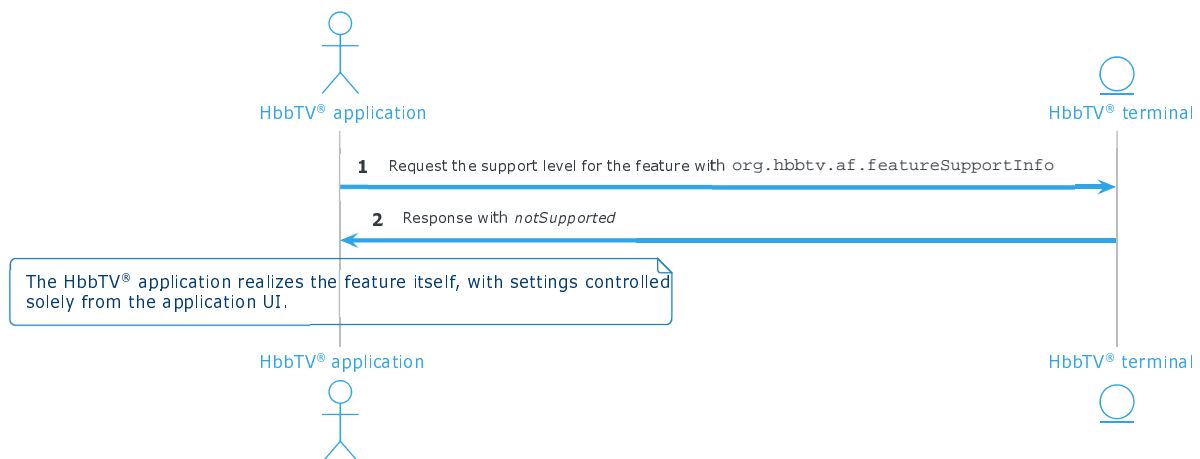


Figure 44: The feature is not supported by the TV

15.4.2.6 Example 4 - TV setting exists, but TV has no corresponding feature support

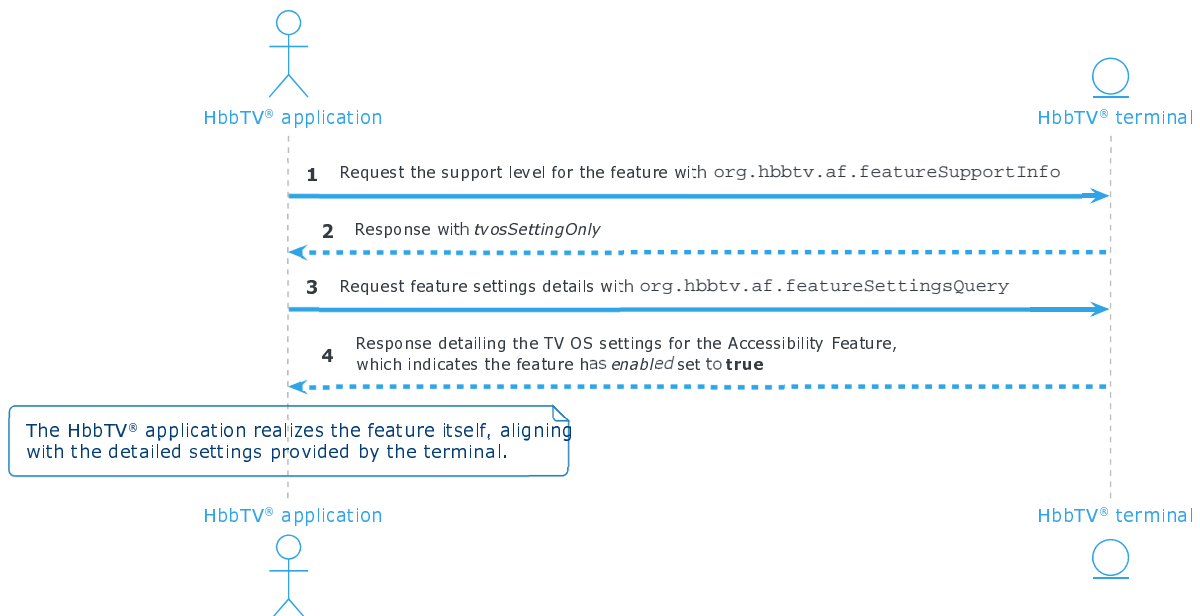


Figure 45: The feature is not supported by the TV, but it does have a corresponding user setting

15.4.3 Subtitles

Subtitling for both broadcast and broadband delivered content is well supported natively by terminals following the present document. The subtitling capability primarily targets translation use cases and use cases where the user is hard of hearing. For other cases, such as where translation is needed but the user also has impaired vision, or if a user is hard of hearing but also has poor vision, then these subtitling solutions may not be optimal.

Rich settings from the terminal can indicate to an application if the standard subtitling solutions are sufficient or if more targeted subtitling variants are required.

Some targeted subtitling variants that could result in improved visibility are:

- Backgrounds for better visibility
- Colour options for better visibility

- Variable sizes for enhanced visibility

Some examples of techniques where the application or service configuration can be responsible for the subtitle rendering are described here:

- Alternative subtitle streams are pre-prepared and service descriptions (such as in a DASH MPD) could be tailored to a user's needs by referencing alternative subtitle streams which are tailored to a user's needs.
- Where increased subtitles sizes are required, simple scaling could often result in off-screen positioning of the subtitles, so spatial and temporal alterations to the subtitle presentation would need to be made. See [i.41] for descriptions of a possible approach.

15.4.4 Dialogue Enhancement

15.4.4.1 General

Dialogue intelligibility is a common concern of audiences. A variety of mixing formats and playback scenarios can lead to a situation where the dialogue is very hard to hear relative to the background audio. This may affect some users more than others.

Dialogue enhancement is a feature for improving the dialogue intelligibility. Many terminals offer processing and user preferences to enhance intelligibility. Some devices rely on the feature being built into the audio codec, others provide a standalone implementation in addition or as an alternative.

When the feature is coupled with the audio format and codec then the format typically provides broadcaster-authored metadata to set content-appropriate limits to the amount of processing that can be applied. Even when the implementation is codec independent, it will still have practical limits of what it can do.

Terminals that implement dialogue enhancement typically provide a system setting for the end user to control the amount of processing effect desired. In many cases, users can access and change such settings while the application is running. Limits of allowed processing can change dynamically.

15.4.4.2 Application control of dialogue enhancement

The dialogue enhancement API surfaces these various properties such that applications can provide a UI control for dialogue enhancement processing, including disabling of dialogue enhancement.

When implementing a dialogue enhancement UI in an application, the application can register for notifications from the terminal, and thereby get notified of any changes in the status; the application may change the appearance of UI elements in reaction. When the end user attempts to control the amount of dialogue enhancement through the application, or to switch it on or off, the application can utilize this notification API to monitor successful execution of the commands.

15.4.4.3 Example use cases

15.4.4.3.1 Automatic dialogue boost when skipping back

In certain circumstances, an application may wish to change dialogue enhancement controls dynamically. For example, an application might provide an "enhance dialogue when skipping back" feature that boosts the dialogue level temporarily if the user activates a "skip back 10 seconds" feature (often used when users have missed a line of dialogue). In this case, only the application knows when enhancement is required and so use of the `org.hbbtv.af.dialogueEnhancementOverride` method is necessary.

To implement this, the following steps may be followed:

- 1) The application requests the support level for dialogue enhancement using `org.hbbtv.af.featureSupportInfo`.
- 2) If the TV OS responds with "notSupported", the application knows that this use case cannot be implemented (continue with step 5).
- 3) The application starts playing the stream.

- 4) When the user requests to "skip back 10 seconds", the application rewinds 10 seconds and sends a Dialogue Enhancement Override Request message with `params.dialogueEnhancementGain` set to 9 dB.
- 5) The application continues with stream playback.

NOTE 1: The steps for "playing the stream" and "skip back 10 seconds" are dependent on the chosen playback method and not detailed here.

NOTE 2: The steps described reset the dialog enhancement gain to 9 dB irrespective of a previous setting. A full application may wish to query the existing preference and to only set the dialogue enhancement gain if the existing preference is less than 9 dB. The application may also wish to return the dialogue to the previous level after a period of time.

NOTE 3: The current dialogue enhancement limits may result in a lower gain than 9 dB being applied by the terminal.

15.4.4.3.2 Consistent UI for dialogue enhancement

To provide a consistent user interface for dialogue enhancement, application developers may decide to only provide a dialogue enhancement UI if the terminal provides no UI itself, but dialogue enhancement is available.

To implement this, the following steps may be followed:

- 1) The application requests the support level for dialogue enhancement using `org.hbbtv.af.featureSupportInfo`.
- 2) If the TV OS responds with `"notSupported"`, the application decides that it will not display its own UI (continue with step 9).
- 3) If the TV OS responds with `"tvosAndHbbTV"` or `"tvosSettingOnly"`, the application decides that dialogue enhancement settings should be driven by the terminal and does not display its own UI for dialogue enhancement (continue with step 9).
- 4) The TV OS responds with `"tvosOnly"` or `"supportedNoSetting"`. The application enables its own UI.
- 5) The application registers to receive dialogue enhancement preference change messages and wires the notifications to the respective UI controls.
- 6) The application starts playing the stream.
- 7) The application requests dialogue enhancement be set to a value based on previously stored user preferences by issuing a Dialogue Enhancement Override Request message.
- 8) If TV OS responds with an error message, the chosen stream and codec do not support dialogue enhancement.
- 9) If the user adjusts the dialogue enhancement level, the application requests dialogue enhancement be set to a new level by issuing a further Dialogue Enhancement Override Request message.
- 10) The application continues with stream playback.

15.4.5 UI Magnification Guidelines

15.4.5.1 General information

The values defined for `"magType"` clause 15.3.4.2 describe different strategies to assist when a user cannot clearly see on screen information when the default configuration is used. These strategies are largely generic solutions that provide some level of assistance without knowledge of the application design or layout.

A likely mapping of these terminal features by the application are all onto an application specific layout change. The reason being is that applications have deeper knowledge about the layout and format that it needs to display. This results in the application being in a better position to provide a more optimal solution to the user than a generic mechanism that is not aware of the application specific details.

However, it remains an option for applications to mimic the TV OS provided strategy for their users should the TV OS feature not propagate to and affect the HbbTV[®] applications.

15.4.5.2 Magnifier Glass

It would be likely that if a TV OS implements this feature, it would work on top of HbbTV[®] applications in addition, and it would be unlikely for applications to need to replicate this feature in apps. However, it is still useful for applications to know that this feature is in operation.

A magnifier glass feature may be implemented as a dynamic feature, rather than using a user settings mechanism - for example by a key press on a remote control to turn the feature on or off as needed. In this case, the user setting change notification could be used and an application could ask the user if they need visual assistance.

15.4.5.3 Text Magnifier

A text magnifier feature could be implemented by an application by taking advantage of ARIA markup from relevant elements. Applications could present this ARIA text in a suitable manner, thus implementing a Text Magnifier. For example, if a highlighted element was for example a graphical element, ARIA could assist with identifying some relevant text to show.

15.4.5.4 Screen Zoom

It would be likely that if a TV OS implements this feature, it would work on top of HbbTV[®] applications. However, this kind of implementation is generic, and not adapted to any one specific application. As such, applications may be able to implement a large layout variant, or similar, as an alternative. To do this, the application would need to request the terminal suppresses its Screen Zoom feature using the API defined in clause 15.2.2.2 before it could do so.

15.4.5.5 Large Layout

The large layout approach to UI magnification is when the application adapts its presentation to place larger text, navigation controls, images etc. to assist with readability. In most cases, this would require the positioning and layout of the screen items to be modified to accommodate this in a suitable manner. Whilst it is unlikely that a TV OS that implements this feature for its native applications would be able to propagate this effect to HbbTV[®] applications, it could communicate this to the application using the APIs in clause 15.3.4.2. This would then allow HbbTV[®] applications to adopt a similar approach.

15.4.6 High Contrast UI

Clause 15.3.5.2 defines a single High Contrast UI type of "monochrome". This can be achieved application side by applying of an alternative set of styles (ref CSS) to visible elements of the application.

Original coloured images could be retained by the application or could be replaced with monochrome images - perhaps with some enhancements to assist visibility. These could be realized by applications calling for mono-chrome or enhanced image variants rather than using the standard coloured images.

Note that it would be beyond an applications control to change video content from its original format.

15.4.7 Screen Reader

HbbTV[®] terminals may provide a screen reader function that can make applications accessible to users less able to use a visual user interface. However, to make this possible, applications need to take care to ensure that the structure and content of their user interface can be understood both by the screen reader and the user, and ensure that suitable alternative text is provided for relevant image content.

HTML sectioning and heading elements should be used to accurately describe the structure of the page, or where that is not possible, WAI-ARIA landmark roles should be used. Clause 15.3.6.5 lists the roles and HTML elements that terminals are required to support. There should be exactly one <main> element and one <h1> element. Other heading levels should be used as necessary without skipping heading levels and ensuring that the structure of the page is correctly described by the heading levels.

Where possible, interface controls should use appropriate HTML elements (e.g. button rather than span or div for buttons) as these are inherently focusable and include the required semantics and behaviour for use by a screen reader. If this is not possible, WAI-ARIA roles, properties and states can be used together with a `tabindex` attribute of 0 to create focusable widgets that can still be used by screen reader users. For best practice, refer to "WAI ARIA Authoring Practices" [i.42]. See clauses 15.3.6.6 and 15.3.6.7 for the WAI-ARIA roles, states and properties that terminals are required to support.

Inactive elements and purely decorative content should be marked such that they will be ignored by screen readers. This can be achieved using the `tabindex` attribute with value -1 and the `aria-hidden` state.

All images should have an `alt` attribute containing equivalent text for the image. Use an empty string if the image is purely decorative.

15.4.8 "Response to a User Action"

For the "Response to a User Action" feature, the following correspondence between the 3 magnitudes defined in the API in clause 15.3.7.4 and certain user navigation actions is envisaged as a guide:

- For normal navigation, such as where the navigation would cause a cursor or highlight position on screen to move, would normally result in a "triggerPrimary" value of magnitude in the response.
- For more affirmative navigation actions, such as where the navigation would take a user to a submenu or would perhaps cause a screen transition, would normally result in a "triggerSecondary" value of magnitude in the response.
- For navigation actions that could be considered erroneous, such as attempting to navigate upwards when at the top of a menu list or trying to select an option that is not active (e.g. if it was "greyed out") would normally result in a "triggerException" value of magnitude in the response.

The feedback type and the differentiation between the 3 magnitudes described in the API in clause 15.3.7.4 is terminal dependent. The following are just possible examples as to what a terminal may provide in terms of its user feedback for various values of `type`.

For Audio feedback, the pitch, the volume, or the duration of a beep could be differentiators between the three `types` of magnitude.

For Haptic feedback, shorter or a slightly longer duration vibrations could differentiate between "triggerPrimary" and "triggerSecondary". A higher frequency, or more intense vibration or perhaps a double pulsed vibration could indicate "triggerException".

For Visual feedback, a shorter or dimmer light pulse versus a brighter or longer duration light pulse could differentiate between "triggerPrimary" and "triggerSecondary". A double light pulse could be used to indicate "triggerException".

When the response `type` is "Other", this is an indication that the terminal has some idea that the feature is available for it to use, but it does not know how it would be implemented, or cannot map its feedback mechanism type directly to one of the types defined in the present document.

NOTE 1: The present document defines 3x magnitudes, but there may only be 1 or two types of user feedback implemented by the TV devices. In this case, application authors need to be aware that the 3x magnitude values would map to only one or two types of user response and cannot guarantee that all three would be available. Also, in some cases, the bumper use case is silence, and "triggerException" value could map to silence (in the audio case).

NOTE 2: This level of support of this feature is entirely up to the constraints of the User Feedback mechanism defined by the TV device, and what is exposed to the application via the Accessibility Framework by the TV device manufacturer.

NOTE 3: If the TV device does not support this feature in any way, application authors should note that an Audio feedback mechanism can be achieved by purely application means using the Web Audio as described by clause 10.2.11 of the present document. This approach may also be used if the TV device has indicated a type of "none" in the response message defined in clause 15.3.7.2.

15.4.9 Audio Description

It is not expected for applications that are purely presented by the HbbTV® browser on the terminal (contrasted to applications with a linked companion screen application), that these would make use of any of the optional parameters included in the detailed settings from the TV OS. The main benefit for this kind of application would be to know if the user has enabled Audio Description or not. This would allow applications to follow a user's hint or intention in a variety of application specific ways - for example:

- Surfacing Audio Described content variants in search results
- Promoting a particular content page dedicated to where Audio Described content can be found

It may also be possible for applications with detailed knowledge of the user's settings (as provided by the optional parameters in the APIs described in clause 15.3.8) to assist an application on a companion screen device which could be responsible for providing Described Audio content to the user.

15.4.10 In-Vision Signing

It is not expected at this time, that TV devices directly support an in-vision signing feature. Therefore, it could seem unlikely that a TV device would have a user setting to control a feature that a TV device does not support. However, it is hoped, by including the In-Vision signing mechanism in the present document, that TV device manufacturers would adopt this setting (where this version of HbbTV® is supported) in their user setting menus.

This would allow a user's hint or intention to be used in a variety of application specific ways - for example:

- Surfacing Signed Content variants in search results
- Promoting a particular content page dedicated to where signed content can be found

15.4.11 Application choice on party responsible for implementing a feature

As noted in clauses 15.1 and 15.2.2.1 the terminal may or may not implement an accessibility feature.

Further, as provided by the API `org.hbbtv.af.featureSuppress` in clause 15.2.2.2 a feature suppression request from an application may be rejected by the terminal.

The decision by an application to suppress a terminals feature (if it indeed affects the HbbTV® environment) needs careful consideration, balancing the increased usability of an accessibility feature within a single application against the consistency of the accessibility feature within the terminal as a whole. It could be that the user is asked their preference on first use, and their response stored for future information.

It may be that some studies are conducted to determine which approaches have the overall best outcomes, and this can inform the application authors as to which approaches to take for which accessibility features, and on which terminals. Per terminal information could be stored and correlated with the terminal user agent string, allowing the application to determine which terminal the application is running on, and this information could help inform the applications decision in this respect. However, it is recognized that researching and maintaining a list of terminal behaviours is likely to be a resource intensive activity.

16 Voice interaction

16.1 Introduction

A terminal may include a voice assistant function that implements the ability for the user to interact with the terminal by speaking commands and, in some circumstances, listening to spoken responses from the terminal. This function can be implemented in a variety of ways including as an integral part of the terminal itself, or by the terminal working in conjunction with external devices.

A terminal implementing voice assistant interaction for HbbTV® applications shall:

- implement the JSON-RPC communication channel defined in clause 16.3; and

- support generation of key press events as defined in clause 16.6; and
- support text entry as defined in clause 16.7.

16.2 Architecture overview (informative)

Voice interactions can result in:

- JSON-RPC requests sent to the application describing user intents (clause 16.5); or
- generation of key events of the standard HbbTV[®] keyset triggered by voice input (clause 16.6); or
- text entry triggered by voice input (clause 16.7).

The architecture for voice interaction is shown below in Figure 46.

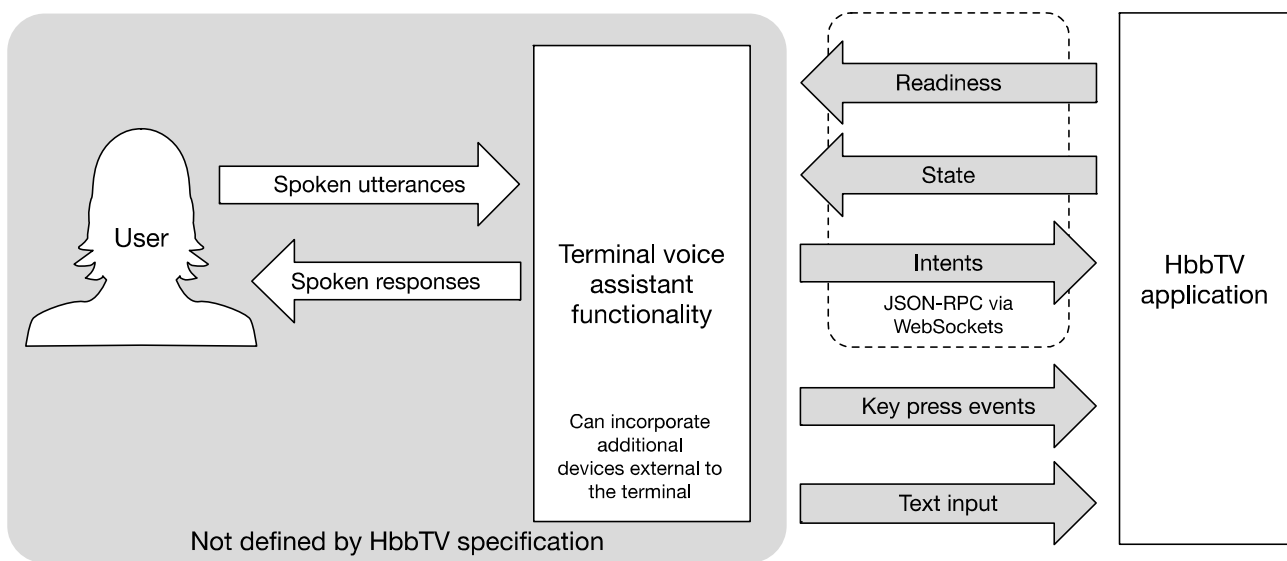


Figure 46: Architecture for voice interaction

Clause 16.3 defines a JSON-RPC two-way communication channel between the terminal and HbbTV[®] application. This channel is used for:

- voice assistant functionality in the terminal to inform an application of the users' intents relevant to that application (see clause 16.5); and
- applications to share state information that can help the voice assistant functionality in responding to queries from the user and better interpreting user spoken requests given the context of what the application is currently doing (see clause 16.4.2); and
- life cycle management, by enabling the application to signal its voice-readiness, meaning whether or not it is ready to receive and act on intents or key press events derived from voice interactions (see clause 16.4.1).

The voice assistant functionality can generate key press events in response to voice interaction with the user (see clause 16.6). These events occur as normal DOM key press events and are not communicated via messages over the two-way communication channel. Similarly, the voice assistant functionality can also be used to deliver text directly into text input elements (see clause 16.7).

Generation of key press events and delivering text into text input elements ensures that voice interaction can be used by users to access any application functionality that is not covered by the defined intents. This also provides accessibility for users for whom voice interaction is preferred and where using a remote control is difficult.

EXAMPLE 1: An HbbTV[®] application is playing content, streamed via broadband. The user makes a spoken request to pause playback. The terminal recognizes this request and sends an intent, via the communication channel, informing the application of the user's desire to pause the content. The application pauses playback of the content.

EXAMPLE 2: An HbbTV® application is presenting content. It has sent state information, via the communication channel, informing the terminal that it is playing content. This information includes the title and duration and current playback position. The user makes a spoken request to ask the terminal to describe the content that they are watching. The terminal recognizes this request and uses the state information to give a spoken response explaining the title of the programme, its duration and how many minutes it will be before the end of the programme is reached.

EXAMPLE 3: An HbbTV® application has been launched by the user. The user makes use of the search intent and enters the name of the TV show he is interested in by voice. The application then presents a list of search results on screen and the user is interested to watch the video which has the third entry in the list. As the focus initially is on the first entry, the user makes a spoken request to move down twice, thereby causing the terminal to generate key events needed to navigate down twice to reach the desired entry. Subsequently the user speaks a request to play the content. This is recognized by the terminal and the terminal issues a play intent to the application.

It is also expected that some users will engage in "mixed-mode" interactions by using their voice for some interactions and pressing keys on the remote for others. It is recommended that application developers take account of this and support use of both voice and non-voice interaction throughout their applications. The architecture described here enables terminals to offer consistency in the way the user interacts, via voice, across HbbTV® applications and across other applications and features of the terminal that are outside the scope of the present document.

The implementation of the voice assistant function, including the grammar and syntax of the utterances that the user uses to interact with it, are beyond the scope of the present document.

See Annex P for more detailed examples of the expected interaction between User, Application and Terminal with voice assistant function.

16.3 JSON-RPC communication channel

16.3.1 WebSocket server

Terminals implementing voice assistant interaction shall implement a WebSocket Server for JSON-RPC requests (as specified in clause 9.9) that supports all JSON-RPC requests defined in clauses 16.4 and 16.5, except where any request is defined as optional.

16.3.2 Capability negotiation and voice-readiness

Use of the JSON-RPC requests defined in clauses 16.4 and 16.5 are subject to the capability negotiation mechanism defined in clause 9.9.5.

Voice interactions shall not result in the terminal sending JSON-RPC requests defined here in clause 16.5, unless:

- the application has indicated support for a request via capability negotiation; and
- the application has indicated that it is currently voice-ready as defined in clause 16.4.1.

By default, the application is not voice-ready unless it has signalled otherwise.

If a voice interaction between user and terminal results in an HbbTV® application being launched, then the terminal shall wait until the application has indicated that it is voice-ready before sending any JSON-RPC requests to convey the intent of that voice interaction. How a voice interaction can result in the launch of an application is outside the scope of the present document.

NOTE 1: Applications need to aim to be voice-ready as quickly as is practical to ensure a responsive user experience.

NOTE 2: Applications need to complete capability negotiation before becoming voice-ready. If this is not done, then a terminal can legitimately conclude that a JSON-RPC request expressing an intent is not supported by the application and therefore cannot be sent to it.

16.3.3 Request origination

When a JSON-RPC request (defined in clause 16.5) is sent by the terminal as a result of a voice interaction, the `origin` property of the `params` object in the request shall have the string value "voice".

For any other situation, the value of the `origin` property shall be an empty string or any other string value.

16.3.4 Application responses

This clause defines standard JSON-RPC responses, sent by the application in response to JSON-RPC requests sent by the terminal (defined in clause 16.5) that express user intents. These responses shall conform to a schema whose normative definition is found in the electronic attachments - see annex N of the present document.

Responses shall contain either a `result` or `error` property.

A response containing a `result` property means that the application has accepted the intent and intends to act on it. The application author decides at what stage it sends the JSON-RPC response. This can be before, during or after acting on the intent. A non-error response therefore does not guarantee that the application was able to successfully complete all the actions it performs as a consequence of the request.

EXAMPLE: The terminal sends an intent to an application requesting it play a specific item of content (see clause 16.5.12). The application receives and understands the intent and sends a JSON-RPC response indicating it has accepted and is acting on the intent. The application navigates to a page describing the content and is subsequently unsuccessful in starting the process of buffering the media stream for playback (perhaps due to unexpected unavailability of the media stream) despite making several retry attempts. The application handles the playback error in its usual manner.

In this scenario the application was unsuccessful in acting on the intent but chooses to not report an error to the terminal in its JSON-RPC response because it understood the intent and, when acting on it, chooses to take responsibility for communicating the outcome to the user.

The value of the `result` property is an object with the following properties:

- The `method` property is a string value that has the same value as that of the `method` property of the original request.

Below is an example response indicating that an application has accepted a JSON-RPC request expressing an intent to pause media:

```
{
  "jsonrpc": "2.0",
  "result": {
    "method": "org.hbbtv.app.intent.media.pause"
  },
  "id": 1620296880797
}
```

A response containing an `error` property means that the application was not able to accept and act on the intent. The value of the `error` property is an object with the following properties:

- The `method` property is a string value that has the same value as that of the `method` property of the original request.
- The `code` property is a number as defined in Table 10f.
- The `message` property is a string and describes the error.
- The `data` property is optional.

NOTE: It cannot be assumed that any text in the `message` property will be understandable to the user of the terminal.

Below is an example error response from the application, indicating that it could not act on an intent to seek in the currently playing media, because the application does not support seeking for this particular media (e.g. it is a live broadcast):

```
{
  "jsonrpc": "2.0",
  "error": {
    "code": -1,
    "message": "not available action for presenting media",
    "method": "org.hbbtv.app.intent.media.seek-content"
  },
  "id": "2021-04-28T18:50:00Z - 485628"
}
```

16.4 Application to terminal JSON-RPC requests

16.4.1 org.hbbtv.app.voice.ready

The application can send voice-readiness JSON-RPC notifications with method name `org.hbbtv.app.voice.ready`. These notifications conform to a schema whose normative definition is found in the electronic attachments - see annex N of the present document.

The example below illustrates this notification:

```
{
  "jsonrpc": "2.0",
  "method": "org.hbbtv.app.voice.ready",
  "params": {
    "ready": true
  }
}
```

The `params` property is an object with a `ready` property. If the value of the `ready` property is `true`, then the application is voice-ready, otherwise it is not.

16.4.2 org.hbbtv.app.state.media

The application can send media state JSON-RPC notifications with method name `org.hbbtv.app.state.media`. These notifications conform to a schema whose normative definition is found in the electronic attachments - see annex N of the present document.

This notification describes the state of media presentation by the application at the time it is sent. The voice assistant functionality of the terminal may use this information as context to enable it to better interpret voice commands from the user to control presentation of the media, or to respond to user voice enquiries about what media is currently presenting.

The following example notification indicates that the application is not presenting any media (e.g. it is showing a menu screen):

```
{
  "jsonrpc": "2.0",
  "method": "org.hbbtv.app.state.media",
  "params": {
    "state": "no-media",
    "availableActions": {
    }
  }
}
```

The above example is also the default media state that a terminal shall assume until it receives a media state notification from the application.

The following example notification indicates that the application is presenting a live stream that can be paused and can seek to the live edge but does not support fast-forwarding or other forms of seeking. The stream has subtitles that are turned on and also features audio description, but this is currently not enabled:

```

{
  "jsonrpc": "2.0",
  "method": "org.hbbtv.app.state.media",
  "params": {
    "state": "playing",
    "kind": "audio-video",
    "type": "live",
    "currentTime": "2021-04-28T18:52:00Z",
    "range": {
      "start": "2021-04-28T18:50:00Z",
      "end": "2021-04-28T18:55:00Z"
    },
    "availableActions": {
      "seek-live": true,
      "fast-forward": false,
      "fast-reverse": false,
      "pause": true,
      "play": true,
      "stop": true
    },
    "metadata": {
      "mediaId": "urn:broadcaster:programme:1249863457643",
      "title": "The Sketch Show",
      "secondaryTitle": "Series 2 episode 4",
      "synopsis": "Comedy sketches providing a humourous take on today's events. Brought
to you by the usual team."
    },
    "accessibility": {
      "subtitles": { "enabled": true, "available": true },
      "audioDescription": { "enabled": false, "available": true },
      "signLanguage": { "enabled": false, "available": false }
    }
  }
}

```

The following example notification indicates that the application is presenting an on-demand audio-only service with minimal descriptive metadata, where seeking, fast-forwarding and rewinding is permitted and where subtitles are available but not enabled:

```

{
  "jsonrpc": "2.0",
  "method": "org.hbbtv.app.state.media",
  "params": {
    "state": "playing",
    "kind": "audio",
    "type": "on-demand",
    "currentTime": 342.6,
    "range": {
      "start": 0,
      "end": 356.12
    },
    "availableActions": {
      "seek-content": true,
      "seek-relative": true,
      "seek-live": false,
      "seek-wallclock": false,
      "pause": true,
      "play": true,
      "stop": true,
      "fast-forward": true,
      "fast-reverse": true
    },
    "metadata": {
      "title": "The Sketch Show"
    },
    "accessibility": {
      "subtitles": { "enabled": false, "available": true },
      "audioDescription": { "enabled": false, "available": false },
      "signLanguage": { "enabled": false, "available": false }
    }
  }
}

```

Table 42 describes the properties of the `params` object for this notification, when those properties are required or optional, and the meaning of the values they can take.

Table 42: Properties of the params object for a media state notification

Property	Required?	Values and their meaning
state	Always required	String describing state of the application with respect to media playback. Values this property can take are: <ul style="list-style-type: none"> "no-media" - application is not currently presenting any media (e.g. it is showing a "home" screen). "error" - application has experienced an error and may or may not be presenting media. "buffering" - application is presenting media that is currently buffering (e.g. stalled, or prior to start of playback). "paused" - application is presenting media that is currently paused. "playing" - application is presenting media that is currently playing, or fast-forwarding or rewinding. "stopped" - application is in a state where a specific item of media is ready to be presented, but is not currently being presented (e.g. displaying a screen showing the programme title and inviting the user to interact to start playback).
availableActions		An object whose properties indicate what media transport control intents, are supported by the application for any currently presenting media. Each property name, when prefixed with "org.hbbtv.app.intent.media." corresponds to the method name of a JSON-RPC request in clause 16.5. The value of each property is a boolean. If the property is present and the value is true, then the corresponding intent is supported for the current media. If the value is false, or the property is not present, then it is not supported for the current media. The value of these properties are expected to be quasi-static for the lifetime of presentation of a given piece of media by the application.
type	Required only if state is "buffering", "paused", "playing" or "stopped".	A string describing whether the media is on-demand or a live stream: <ul style="list-style-type: none"> "live" - the media is a live stream or broadcast. "on-demand" - the media is an on-demand stream.
kind		A string describing the kind of media being presented: <ul style="list-style-type: none"> "audio" - the media is audio only - such as a podcast or radio service. "audio-video" - the media is audio and video.
metadata		An object describing the currently presenting media, with the following properties, of which only the title property is required: <ul style="list-style-type: none"> "mediaId" - a globally unique application defined ID for the media. It is recommended to use a URN. "title" - a human readable title for the media. "secondaryTitle" - a human readable secondary title for the media (such as episode number and name). "synopsis" - a human readable longer description of the media.
currentTime	Required only if state is "buffering", "paused" or "playing"	The current play position at the time the message was sent. Format is one of the following: <ul style="list-style-type: none"> A number, representing the time index in seconds. A string, representing the time index as a date and time in internet date/time format defined in section 5.6 of IETF RFC 3339 [94].
range		Object describing the range of the media timeline. The object has two properties that have the same type and format as the currentTime property: <ul style="list-style-type: none"> "start" - the start time index of the media. "end" - the end time index of the media.

Property	Required?	Values and their meaning
accessibility		<p>An object describing whether particular access services are supported for the currently presenting media. The object can have the following properties:</p> <ul style="list-style-type: none"> • "subtitles" - subtitles. • "audioDescription" - audio description. • "signLanguage" - in-vision sign-language. <p>For each of these, the value is an object with two properties, both of which take a boolean value:</p> <ul style="list-style-type: none"> • "enabled" - the currently presenting media features this access service and it is currently enabled. • "available" - this media is available with this access service. <p>If a property is not present then there is no information on the availability or state of that access service.</p> <p>Some applications implement some access services by switching to a different media asset - such as a different stream featuring a sign language version of the same programme. The application should still indicate that this access service is available in this situation.</p> <p>If multiple access services are available for the presenting media, but not in every combination, then the application should still indicate that each individual access service is available.</p>

16.5 Terminal to application JSON-RPC requests

16.5.1 org.hbbtv.app.intent.media.pause

Intents sent by the terminal to the application to request pausing media playback shall be JSON-RPC requests with method name `org.hbbtv.app.intent.media.pause`. These requests shall conform to a schema whose normative definition is found in the electronic attachments - see annex N of the present document.

The example below illustrates this request:

```
{
  "jsonrpc": "2.0",
  "method": "org.hbbtv.app.intent.media.pause",
  "params": {
    "origin": "voice"
  },
  "id": 1620296880797
}
```

The `origin` property shall be as defined in clause 16.3.3.

The terminal shall only send these requests if the most recent media state (see clause 16.4.2) has `"pause"` set to `true` in `availableActions`.

NOTE: It is implementation specific whether the terminal completely ignores requests that are not set to `true` in `availableActions` or gives the user some kind of error feedback. If some feedback is given then the form of it is implementation specific.

The application shall respond with a JSON-RPC response with `method` property matching the request, conforming to the schema and property meanings defined in clause 16.3.4.

16.5.2 org.hbbtv.app.intent.media.play

Intents sent by the terminal to the application to request commence or resume normal media playback (when stopped, paused or fast-forwarding or fast-reversing) shall be JSON-RPC requests with method name `org.hbbtv.app.intent.media.play`. These requests shall conform to a schema whose normative definition is found in the electronic attachments - see annex N of the present document.

The example below illustrates this request:

```
{
  "jsonrpc": "2.0",
  "method": "org.hbbtv.app.intent.media.play",
  "params": {
    "origin": "voice"
  },
  "id": "65169170-ae55-11eb-9141-eb84baf22c0a"
}
```

The `origin` property shall be as defined in clause 16.3.3.

The terminal shall only send these requests if the most recent media state (see clause 16.4.2) has `"play"` set to `true` in `availableActions`.

NOTE: It is implementation specific whether the terminal completely ignores requests that are not set to `true` in `availableActions` or gives the user some kind of error feedback. If some feedback is given then the form of it is implementation specific.

The application shall respond with a JSON-RPC response with `method` property matching the request, conforming to the schema and property meanings defined in clause 16.3.4.

16.5.3 org.hbbtv.app.intent.media.fast-forward

Intents sent by the terminal to the application to request fast-forwarding media playback shall be JSON-RPC requests with method name `org.hbbtv.app.intent.media.fast-forward`. These requests shall conform to a schema whose normative definition is found in the electronic attachments - see annex N of the present document.

The example below illustrates this request:

```
{
  "jsonrpc": "2.0",
  "method": "org.hbbtv.app.intent.media.fast-forward",
  "params": {
    "origin": "voice"
  },
  "id": 1620296880797
}
```

The `origin` property shall be as defined in clause 16.3.3.

The terminal shall only send these requests if the most recent media state (see clause 16.4.2) has `"fast-forward"` set to `true` in `availableActions`.

NOTE: It is implementation specific whether the terminal completely ignores requests that are not set to `true` in `availableActions` or gives the user some kind of error feedback. If some feedback is given then the form of it is implementation specific.

The application shall respond with a JSON-RPC response with `method` property matching the request, conforming to the schema and property meanings defined in clause 16.3.4.

16.5.4 org.hbbtv.app.intent.media.fast-reverse

Intents sent by the terminal to the application to request fast-rewinding media playback shall be JSON-RPC requests with method name `org.hbbtv.app.intent.media.fast-reverse`. These requests shall conform to a schema whose normative definition is found in the electronic attachments - see annex N of the present document.

The example below illustrates this request:

```
{
  "jsonrpc": "2.0",
  "method": "org.hbbtv.app.intent.media.fast-reverse",
  "params": {
    "origin": "voice"
  },
  "id": "1620296880797"
}
```

The `origin` property shall be as defined in clause 16.3.3.

The terminal shall only send these requests if the most recent media state (see clause 16.4.2) has `"fast-reverse"` set to `true` in `availableActions`.

NOTE: It is implementation specific whether the terminal completely ignores requests that are not set to `true` in `availableActions` or gives the user some kind of error feedback. If some feedback is given then the form of it is implementation specific.

The application shall respond with a JSON-RPC response with `method` property matching the request, conforming to the schema and property meanings defined in clause 16.3.4.

16.5.5 `org.hbbtv.app.intent.media.stop`

Intents sent by the terminal to the application to request stopping media playback shall be JSON-RPC requests with method name `org.hbbtv.app.intent.media.stop`. These requests shall conform to a schema whose normative definition is found in the electronic attachments - see annex N of the present document.

The example below illustrates this request:

```
{
  "jsonrpc": "2.0",
  "method": "org.hbbtv.app.intent.media.stop",
  "params": {
    "origin": "voice"
  },
  "id": "2021-04-28T18:50:00Z - 485628"
}
```

The `origin` property shall be as defined in clause 16.3.3.

The terminal shall only send these requests if the most recent media state (see clause 16.4.2) has `"stop"` set to `true` in `availableActions`.

NOTE: It is implementation specific whether the terminal completely ignores requests that are not set to `true` in `availableActions` or gives the user some kind of error feedback. If some feedback is given then the form of it is implementation specific.

The application shall respond with a JSON-RPC response with `method` property matching the request, conforming to the schema and property meanings defined in clause 16.3.4.

16.5.6 `org.hbbtv.app.intent.media.seek-content`

Intents sent by the terminal to the application to request seeking to a time position relative to the start or end of the media content shall be JSON-RPC requests with method name `org.hbbtv.app.intent.media.seek-content`. These requests shall conform to a schema whose normative definition is found in the electronic attachments - see annex N of the present document.

The example below illustrates this request:

```
{
  "jsonrpc": "2.0",
  "method": "org.hbbtv.app.intent.media.seek-content",
  "params": {
    "origin": "voice",
    "anchor": "start",
    "offset": 30
  },
  "id": "2021-04-28T18:50:00Z - 485628"
}
```

The `origin` property shall be as defined in clause 16.3.3.

The terminal shall only send these requests if the most recent media state (see clause 16.4.2) has `"seek-content"` set to `true` in `availableActions`.

NOTE 1: It is implementation specific whether the terminal completely ignores requests that are not set to true in `availableActions` or gives the user some kind of error feedback. If some feedback is given then the form of it is implementation specific.

The terminal shall indicate the time index to seek to by specifying an offset number of seconds relative to an anchor point of either the start or end of the content. A positive offset shall mean a time after the anchor, and a negative offset shall mean a time before the anchor. The `params` property of the request is an object with the following properties that specify the anchor and offset:

- The `anchor` property is a string value "start" or "end", indicating an anchor point of the start or end of the content, respectively.
- The `offset` property is a number value and is a positive or negative number of seconds.

NOTE 2: An application can use its own definition of the start or end of the content when interpreting this intent. Possible interpretations include: the start and end time indexes of the media stream; or the start and end time indexes of a programme within the media stream.

NOTE 3: How an application maps a time index to a time position within the presenting media is application specific and outside the scope of the present document. When determining the parameters of this seek intent, the terminal needs to base them on the `currentTime` and `range` properties of media state notifications sent by the application (see clause 16.4.2). Properties or methods of any presenting media elements or `MediaSynchroniser` objects (such as the `currentTime` property) are to be ignored when constructing a seek intent.

The application shall respond with a JSON-RPC response with `method` property matching the request, conforming to the schema and property meanings defined in clause 16.3.4.

16.5.7 `org.hbbtv.app.intent.media.seek-relative`

Intents sent by the terminal to the application to request seeking to a time position relative to the current time position of the media content shall be JSON-RPC requests with method name `org.hbbtv.app.intent.media.seek-relative`. These requests shall conform to a schema whose normative definition is found in the electronic attachments - see annex N of the present document.

The example below illustrates this request:

```
{
  "jsonrpc": "2.0",
  "method": "org.hbbtv.app.intent.media.seek-relative",
  "params": {
    "origin": "voice",
    "offset": -60
  },
  "id": "2021-04-28T18:50:00Z - 485628"
}
```

The `origin` property shall be as defined in clause 16.3.3.

The terminal shall only send these requests if the most recent media state (see clause 16.4.2) has "seek-relative" set to true in `availableActions`.

NOTE 1: It is implementation specific whether the terminal completely ignores requests that are not set to true in `availableActions` or gives the user some kind of error feedback. If some feedback is given then the form of it is implementation specific.

The terminal shall indicate the time index to seek to by specifying an offset number of seconds relative to the current time position of the media at the time the request is made. A positive offset shall mean a time after the current time position, and a negative offset shall mean a time before it. The `params` property of the request is an object with an `offset` property that specifies the offset. This property is of type number and the value is a positive or negative number of seconds.

NOTE 2: How an application maps a time index to a time position within the presenting media is application specific and outside the scope of the present document. When determining the parameters of this seek intent, the terminal needs to base them on the `currentTime` and `range` properties of media state notifications sent by the application (see clause 16.4.2). Properties or methods of any presenting media elements or `MediaSynchroniser` objects (such as the `currentTime` property) are to be ignored when constructing a seek intent.

The application shall respond with a JSON-RPC response with `method` property matching the request, conforming to the schema and property meanings defined in clause 16.3.4.

16.5.8 `org.hbbtv.app.intent.media.seek-live`

Intents sent by the terminal to the application to request seeking to a time position relative to the live edge of the media content shall be JSON-RPC requests with method name `org.hbbtv.app.intent.media.seek-live`. These requests shall conform to a schema whose normative definition is found in the electronic attachments - see annex N of the present document.

The example below illustrates this request:

```
{
  "jsonrpc": "2.0",
  "method": "org.hbbtv.app.intent.media.seek-live",
  "params": {
    "origin": "voice",
    "offset": -30
  },
  "id": "2021-04-28T18:50:00Z - 485628"
}
```

The `origin` property shall be as defined in clause 16.3.3.

The terminal shall only send these requests if the most recent media state (see clause 16.4.2) has `"seek-live"` set to `true` in `availableActions` and the `media type` is `live`.

NOTE 1: It is implementation specific whether the terminal completely ignores requests that are not set to `true` in `availableActions` or gives the user some kind of error feedback. If some feedback is given then the form of it is implementation specific.

The terminal shall indicate the time index to seek to by specifying an offset number of seconds relative to the live edge of the presenting media. The offset shall always be zero or negative, indicating a time position at or before the live edge. The `params` property of the request is an object with an `offset` property that specifies the offset. The value of this property is of type number and is a negative number of seconds.

NOTE 2: How an application maps a time index to a time position within the presenting media is application specific and outside the scope of the present document. When determining the parameters of this seek intent, the terminal needs to base them on the `currentTime` and `range` properties of media state notifications sent by the application (see clause 16.4.2). Properties or methods of any presenting media elements or `MediaSynchroniser` objects (such as the `currentTime` property) are to be ignored when constructing a seek intent.

The application shall respond with a JSON-RPC response with `method` property matching the request, conforming to the schema and property meanings defined in clause 16.3.4.

16.5.9 `org.hbbtv.app.intent.media.seek-wallclock`

Intents sent by the terminal to the application to request seeking to a time position relating to absolute wall clock time shall be JSON-RPC requests with method name `org.hbbtv.app.intent.media.seek-wallclock`. These requests shall conform to a schema whose normative definition is found in the electronic attachments - see annex N of the present document.

Terminal support for this JSON-RPC request is optional.

The example below illustrates this request:

```
{
  "jsonrpc": "2.0",
  "method": "org.hbbtv.app.intent.media.seek-wallclock",
  "params": {
    "origin": "voice",
    "date-time": "2020-02-12T10:00:00.000Z"
  },
  "id": 12543
}
```

The `origin` property shall be as defined in clause 16.3.3.

The terminal shall only send these requests if the most recent media state (see clause 16.4.2) has `"seek-wallclock"` set to `true` in `availableActions` and the `currentTime` in internet date-time format (as defined in section 5.6 of IETF RFC 3339 [94]).

NOTE 1: It is implementation specific whether the terminal completely ignores requests that are not set to `true` in `availableActions` or gives the user some kind of error feedback. If some feedback is given then the form of it is implementation specific.

The terminal shall indicate the time index to seek to by specifying a wall clock time. The `params` property of the request is an object with a `date-time` property that conveys this wall clock time. The value of this property of type string and is in internet date-time format (as defined in section 5.6 of IETF RFC 3339 [94]).

NOTE 2: How an application maps wall-clock time to a time position within the presenting media is application specific and outside the scope of the present document. When determining the parameters of this seek intent, the terminal needs to base them on the `currentTime` and `range` properties of media state notifications sent by the application (see clause 16.4.2). Properties or methods of any presenting media elements (such as wallclock time retrieved via the `getStartDate()` method referred to in clause 9.4.2) are to be ignored when constructing a seek intent.

The application shall respond with a JSON-RPC response with `method` property matching the request, conforming to the schema and property meanings defined in clause 16.3.4.

16.5.10 org.hbbtv.app.intent.search

Intents sent by the terminal to the application to request a search of content available in the application shall be JSON-RPC requests with method name `org.hbbtv.app.intent.search`. These requests shall conform to a schema whose normative definition is found in the electronic attachments - see annex N of the present document.

The example below illustrates this request:

```
{
  "jsonrpc": "2.0",
  "method": "org.hbbtv.app.intent.search",
  "params": {
    "origin": "voice",
    "query": "DOCTOR WHO"
  },
  "id": "9e82f5569218569c4785a699873ace4a"
}
```

The `origin` property shall be as defined in clause 16.3.3.

The `query` property shall have a string value that is the search term specified by the user.

The application shall respond with a JSON-RPC response with `method` property matching the request, conforming to the schema and property meanings defined in clause 16.3.4.

16.5.11 org.hbbtv.app.intent.display

Intents sent by the terminal to the application to request a display (but not playback) of a specific identified piece of content in the application shall be JSON-RPC requests with method name `org.hbbtv.app.intent.display`. These requests shall conform to a schema whose normative definition is found in the electronic attachments - see annex N of the present document.

Support for this intent is optional as it can be dependent on functionality that is outside the scope of the present document.

The example below illustrates this request:

```
{
  "jsonrpc": "2.0",
  "method": "org.hbbtv.app.intent.display",
  "params": {
    "origin": "voice",
    "mediaId": "urn:broadcaster:programme:1249863457643"
  },
  "id": "9e82f5569218569c4785a699873ace4a"
}
```

The `origin` property shall be as defined in clause 16.3.3.

The `mediaId` property shall be a URI uniquely identifying a piece of content. The format and value of this URI is application specific. How the terminal obtains this URI is outside the scope of the present document.

EXAMPLE: A terminal includes platform specific features that go beyond the scope of the present document. These include broadband access to sources of metadata that list HbbTV® applications that support this intent and corresponding content catalogues. This metadata includes an XML AIT to launch each application and the `mediaId` of each item of content in the catalogue.

These approaches enable a terminal to implement a voice interaction to request a specific programme. This interaction causes the relevant application to be launched if it is not already running. Then, once the application is voice-ready, this intent is sent. Alternatively, if the application is already running and voice-ready, then the intent is sent immediately, avoiding re-launching the application.

The application shall respond with a JSON-RPC response with `method` property matching the request, conforming to the schema and property meanings defined in clause 16.3.4.

16.5.12 org.hbbtv.app.intent.playback

Intents sent by the terminal to the application to request immediate playback of a specific identified piece of content in the application shall be JSON-RPC requests with method name `org.hbbtv.app.intent.playback`. These requests shall conform to a schema whose normative definition is found in the electronic attachments - see annex N of the present document.

Support for this intent is optional as it can be dependent on functionality that is outside the scope of the present document.

The example below illustrates this request:

```
{
  "jsonrpc": "2.0",
  "method": "org.hbbtv.app.intent.playback",
  "params": {
    "origin": "voice",
    "mediaId": "urn:broadcaster:programme:1249863457643"
  },
  "id": "9e82f5569218569c4785a699873ace4a"
}
```

The `origin` property shall be as defined in clause 16.3.3.

The `mediaId` property shall be a URI uniquely identifying a piece of content. The format and value of this URI is application specific. How the terminal obtains this URI is outside the scope of the present document.

This request may, optionally, specify a time position within the media from which playback should commence by including either:

- `anchor` and `offset` properties with meanings as defined for a `org.hbbtv.app.intent.media.seek-content` JSON-RPC request in clause 16.5.6; or
- `offset` property with meaning as defined for an `org.hbbtv.app.intent.media.seek-live` JSON-RPC request in clause 16.5.8.

How the terminal can know which of these, if any, can be used for a given `mediaId`, is outside the scope of the present document.

EXAMPLE: A terminal includes platform specific features that go beyond the scope of the present document. These include broadband access to sources of metadata that lists HbbTV[®] applications that support this intent and corresponding content catalogues. This metadata includes AIT to launch each application. Some entries in the catalogue are labelled as supporting playback from the live edge or the start, with the complete value of the `params` object provided as part of the catalogue metadata. This object includes the `mediaId`, `offset` and `anchor` properties as required.

This enables a terminal to implement a voice interaction to request a specific programme and specify whether to begin from the start or join the live edge. This interaction causes the relevant application to be launched. Then, once the application is voice-ready, this intent is sent. The `params` object in the JSON-RPC request has the value provided in the catalogue. Alternatively, if the application is already running and voice-ready, then the intent is sent immediately, avoiding re-launching the application.

The application shall respond with a JSON-RPC response with `method` property matching the request, conforming to the schema and property meanings defined in clause 16.3.4.

16.6 Key events of the standard HbbTV[®] keyset

A terminal supporting voice interaction shall generate key events for the keys listed in Table 43 and defined in clause 10.2.2.1 if:

- the respective events have been requested by the application; and
- the application has indicated it is currently voice-ready (see clause 16.4.1); and
- the voice assistant function determines that the user has spoken a request for that key to be pressed.

Table 43: Keys for which key events can be generated due to voice interaction

4 colour buttons (red, green, yellow, blue)	VK_RED, VK_GREEN, VK_YELLOW, VK_BLUE
4 arrow buttons (up, down, left, right)	VK_UP, VK_DOWN, VK_LEFT, VK_RIGHT
ENTER or OK button	VK_ENTER
BACK button	VK_BACK
Number keys	VK_0 to VK_9 inclusive

The grammar and syntax of the utterances that the user uses to make such a request is beyond the scope of the present document.

The activation rules of 10.2.2.1 shall be obeyed.

For other keys listed in clause 10.2.2.1 key events shall not be generated triggered by voice interaction.

16.7 Usage of the text entry method

A terminal supporting voice interaction shall deliver text into the element with focus as specified in clause 10.2.2.1 and required by Table 11 "Minimum terminal capabilities", if:

- the element with focus is either an input element of a type that accepts text input or is a textarea element; and
- the voice assistant function determines that the user has spoken a request specifying the text to be delivered.

The grammar and syntax of the utterances that the user uses to make such a request and to specify the text to be delivered is beyond the scope of the present document.

Annex A (normative): OIPF specification profile

A.1 Detailed section-by-section definition for volume 5

Where constants are defined in in the OIPF DAE specification [1] as input parameters and/or return values for methods or as values for properties, these constants shall be supported if any method or property is supported that uses them and if the constant is not explicitly excluded by name below. Although the constants defined in the OIPF DAE specification [1] are expressed in JavaScript as properties, statements in Table A.1 that "Only the following properties shall be supported" do not apply to these constants.

Table A.1: Section-by-section profile of the OIPF DAE specification

Section, sub-section	Reference in DAE [1]	Status in HbbTV®	Notes	Security
Gateway Discovery and Control	4.2	NI		
Application Definition				
Application definition	4.3 excluding sub-clauses	M(*)	Modified by the present document concerning the application boundary and access to privileged capabilities.	
Similarities between applications and traditional web pages	4.3.1	M		
Difference between applications and traditional web pages	4.3.2	NI	The present document defines a model supporting one application executing at one time and does not include background applications. See clause 6.1 of the present document.	
The application tree	4.3.3	NI		
The application display model	4.3.4	M(*)	The present document requires a different application visualization mode from those referred to here.	
The Security model	4.3.5	NI	See clause 11.1 of the present document.	
Inheritance of permissions	4.3.6	NI		
Privileged applications APIs	4.3.7	NI	Not applicable.	
Active applications list	4.3.8	NI	Not applicable.	
Widgets	4.3.9	NI		
Origin for Broadcast-delivered Documents	4.3.10	NI	See clause 6.3.2 of the present document.	
Resource Management				
Application lifecycle issues	4.4.1	NI	See clause 6.2.2.11 for terminal behaviour due to a lack of resources.	
Caching of application files	4.4.2	NI	See clause 6.1 of the present document concerning "background preloading" of applications.	
Memory usage	4.4.3	M	The <code>gc()</code> method is not included.	
Instantiating embedded object and claiming scarce system resources	4.4.4	M		
Media control	4.4.5	M(*)	Shall be modified as defined in clause A.2.1.	
Use of the display	4.4.6	M(*)	The present document defines a different application visualization mode than those in clause 4.4.6 of [1]	
Cross-application event handling	4.4.7	NI	Not applicable in the present document.	
Behaviour of the BACK key	4.4.7.1	M(*)	See clause A.2.6.4 of the present document.	
Tuner resources	4.4.8	M		

Section, sub-section	Reference in DAE [1]	Status in HbbTV®	Notes	Security
Parental access control	4.5	M	- Approach A shall be supported for streaming on demand content. - Approach B shall be supported where CI Plus is supported. - Approach C shall always be supported. See clause 10.2.6.	
Content Download				
Download manager	4.6.1	M-D(*)	The application/oipfStatusView embedded object is not included.	Trusted
Content Access Download Descriptor	4.6.2	M-D		Trusted
Triggering a download	4.6.3	M-D		Trusted
Download protocol(s)	4.6.4	M-D		Trusted
Streaming CoD				
Unicast streaming	4.7.1	M(*)	All 3 methods listed in this clause shall be supported. An HTTP URL directly referencing the content to be streamed and an HTTP or HTTPS URL referencing a MPEG DASH MPD shall be supported as formats for a reference to unicast streaming content. The other formats listed in this clause are not required.	
HTTP Adaptive Streaming	4.7.1.1	NI	See clause 9.4 of the present document.	
Multicast streaming	4.7.1.2	NI		
Scheduled content				
Conveyance of channel list	4.8.1	M	Clause 4.8.1.2 of [1] is optional in DAE and not included in the present document.	Broadcast-related
Conveyance of channel list and list of scheduled recordings	4.8.2	M-P		Trusted
DLNA RUI Remote Control Function	4.9	NI		
Power Consumption	4.10	NI		
Display Model	4.11	M		
Application lifecycle				
Web applications	5.1.1.2	M	Web applications are equivalent to broadcast-independent applications in the present document.	
Applications started through an OITF-specific user interface	5.1.1.3	M		
Using the Application.createApplication API call	5.1.1.4	M	See clauses 6.2.2.6 and 9.2 of the present document.	
CE-HTML third party notifications	5.1.1.5	NI		
Starting applications from SD&S Signalling	5.1.1.6	NI		
Applications started by the DRM agent	5.1.1.7	NI	Terminals should not start HbbTV® applications triggered by the DRM agent in order to avoid killing a currently running HbbTV® application which is trying to present the protected content. Instead it is recommended that applications trying to present protected content should handle DRM-specific UI themselves. Note that CI Plus application MMI (see clause 5.6.2 of the present document) has some conceptual similarities with this but uses a different presentation technology.	

Section, sub-section	Reference in DAE [1]	Status in HbbTV®	Notes	Security
Applications provided by the AG through the remote UI	5.1.1.8	NI		
Stopping an application	5.1.2	M		
Application Boundaries	5.1.3	NI	This subject is addressed in substantially more detail by clause 6.3 of the present document.	
Application announcement and signalling	5.2	NI		
Event Notification				
Event Notification Framework based on CEA 2014 - NotifSocket	5.3.1.1	NI		
Event Notification Framework based on CEA 2014 - XMLHttpRequest	5.3.1.1	M		None
Out of Session event notification	5.3.1.2	NI		
IMS Event Notification Framework	5.3.2	NI		
Formats				
Web Standards TV Profile	6.1	NI	In the present document, this is replaced by the CTA Web Media API Snapshot [76].	
Still Image Formats	6.2	M		
Media formats	6.3	M(*)	See clause 7 of the present document.	
SVG	6.4	NI		
APIs				
Object Factory API	7.1	M(*)	<p>Methods for creating objects not required by the present document are not included.</p> <p>The <code>requiredCapabilities</code> argument on the <code>createVideoBroadcastObject()</code> and <code>createVideoMpegObject()</code> methods shall not be used and can be ignored.</p> <p>Creation of embedded objects (both visual and non-visual) by using the <code><object></code> element in an HTML document or by using the DOM <code>createElement()</code> method and adding the resulting element to the application's DOM tree shall be supported.</p> <p>The <code>createMediaSynchroniser()</code> and <code>createCSManager()</code> methods defined in clause A.2.7 shall be supported.</p> <p>The extensions to <code>isObjectSupported()</code> defined in clause A.2.7 shall be supported.</p>	None
Applications Management APIs				
The <code>application/oipfApplicationManager</code> embedded object	7.2.1	M(*)	The <code>getOwnerApplication()</code> method, <code>onLowMemory</code> and <code>onApplicationLoadError</code> properties (and corresponding DOM 2 events) shall be supported. All other properties, methods and DOM 2 events are not included.	None

Section, sub-section	Reference in DAE [1]	Status in HbbTV®	Notes	Security
The Application class	7.2.2	M(*)	The following properties and methods shall be supported: <ul style="list-style-type: none"> - privateData - createApplication(URI, false) - destroyApplication() - show() - hide() (broadcast independent applications should not call this method. Doing so may result in only the background being visible to the user). All other properties and methods are not included.	None
The ApplicationCollection class	7.2.3	NI		
The ApplicationPrivateData class	7.2.4	M(*)	The following properties and methods shall be supported: <ul style="list-style-type: none"> - keyset - currentChannel - getFreeMem() All other properties and methods are not included.	None
The Keyset class	7.2.5	M(*)	For terminals not making the VK_RECORD key event available to HbbTV® applications, the otherKeys and maximumOtherKeys properties are not included. For terminals making the VK_RECORD key event available to HbbTV® applications, the otherKeys and maximumOtherKeys properties shall be supported and applications shall be able to request the VK_RECORD key event using them. The getKeyLabel method is not included. The icons returned by the getKeyIcon method shall be 32 x 32 pixels.	None
New DOM events for application support	7.2.6	NI		None
Widget APIs	7.2.8	NI		
Configuration and Setting APIs				
The application/oipfConfiguration embedded object	7.3.1	M(*)	The configuration property shall be supported. All other properties, methods and events are not included.	None
The Configuration class	7.3.2	M(*)	Support for read-only access to the following properties is mandatory: <ul style="list-style-type: none"> - preferredAudioLanguage - preferredSubtitleLanguage - preferredUILanguage - countryId The extensions to the Configuration class defined in clause A.2.20 shall be supported. All other properties and methods are not included.	None
The LocalSystem class	7.3.3	NI		
The NetworkInterface class	7.3.4	NI		
The AVOutput class	7.3.5	NI		
The NetworkInterfaceCollection class	7.3.6	NI		

Section, sub-section	Reference in DAE [1]	Status in HbbTV®	Notes	Security
The AVOutputCollection class	7.3.7	NI		
The TunerCollection class	7.3.8	NI		
The Tuner class	7.3.9	NI		
The SignalInfo class	7.3.10	NI		
The LNBInfo class	7.3.11	NI		
The StartupInformation class	7.3.12	NI		
Content Download APIs				
application/oipfDownloadTrigger embedded object	7.4.1	M-D(*)	<p>The definition of the <code>registerDownloadURL</code> method shall be modified as defined in clause A.2.19 of the present document.</p> <p>For the <code>registerDownload</code> and <code>registerDownloadURL</code> methods, the <code>downloadStart</code> parameter shall be ignored by terminals.</p>	Trusted
Extensions to application/oipfDownloadTrigger	7.4.2	NI		
application/oipfDownloadManager embedded object	7.4.3	M-D(*)	<p>The <code>discInfo</code> property and the <code>updateRegisteredDownload</code>, <code>pause</code>, <code>resume</code> and <code>getDownloads</code> method are not included.</p> <p>A download using FDP which has completed with errors shall be reported as successfully completed, in case <code>discard_file_on_error_flag = 0</code> for this download (see clause H.4.2).</p> <p>The behaviour of the <code>reserve()</code> method is clarified by clause A.2.18 below.</p> <p>Note that the <code>oipfDownloadManager</code> object, download via broadcast using FDP and download via broadband using HTTP are likely to be removed in the next revision of the present document.</p>	Trusted
The Download class	7.4.4	M-D(*)	<p>The <code>currentBitrate</code> property is not included.</p> <p>The <code>errorLevel</code> property shall be supported (see clause A.2.11 below).</p> <p>The <code>flaggedForDeletion</code> property defined in clause 8.2.4 shall be supported.</p>	Trusted
The DownloadCollection class	7.4.5	M-D		Trusted
The DRMControlInformation class	7.4.6	M-D+ M-M	Mandatory if both Download and DRM features are supported - even if the supported DRM systems do not use the <code><DRMControlInformation></code> element inside the content access download descriptor.	
The DRMControlInfoCollection class	7.4.7	M-D+ M-M		

Section, sub-section	Reference in DAE [1]	Status in HbbTV®	Notes	Security
			If the Download feature is supported and the terminal supports CI Plus and if the terminal is capable of providing downloaded content to the CICAM then these classes shall be supported - even if the CAS brought by a CICAM do not use the <DRMControlInformation> element inside the content access download descriptor.	
Content On Demand Metadata APIs	7.5	NI		
Content Service Protection API	7.6	M-C(*), M-M(*), M-P(*)	<p>If the DRM feature is supported or if the terminal supports CI Plus then this is mandatory except as follows:</p> <ul style="list-style-type: none"> - The <code>canRecordContent()</code> method is mandatory only if either or both of the preceding conditions apply and also the PVR feature is supported. - The <code>onDRMSystemStatusChange</code> property and the <code>DRMSystemStatus</code> method are not included. <p>The <code>DRMSystemID</code> argument for the <code>sendDRMMessage()</code> method shall be specified and shall not be null.</p> <p>If the DRM feature is supported (even if with only one DRM system) or if the terminal supports CI Plus then the extensions defined in clause A.2.27 shall be supported.</p>	
Gateway Discovery and Control APIs	7.7	NI		
Communication Services APIs	7.8	NI		
Parental access control APIs				
application/oiPfParentalControlManager embedded object	7.9.1	M(*)	The <code>parentalRatingSchemes</code> property shall be supported. Other properties and methods are not included.	None
The ParentalRatingScheme class	7.9.2	M	A scheme supporting DVB-SI age based rating shall be supported. The <code>threshold.value</code> and <code>threshold.name</code> properties shall be undefined if the user has set no minimum age in the terminal's parental control system (i.e. the user will never be requested for their PIN) and the <code>threshold.scheme</code> property is <code>dvb-si</code> .	None
The ParentalRatingSchemeCollection class	7.9.3	M(*)	The <code>addParentalRatingScheme()</code> method is not included.	None
The ParentalRating class	7.9.4	M	For instances with a scheme of "dvb-si", the <code>name</code> property is a string containing an age in years, encoded as a decimal in the range "4" to "18" inclusive. For further information, see clause A.2.28.	None

Section, sub-section	Reference in DAE [1]	Status in HbbTV®	Notes	Security
The ParentalRatingCollection class	7.9.5	M(*)	The <code>addParentalRating()</code> method shall be supported if the PVR feature is supported and is otherwise not included. All other features of the class shall be supported.	None
Scheduled Recording APIs				
application/oiptRecordingScheduler embedded object	7.10.1	M-P(*)	See clause A.2.24. Support for repeated recordings with the <code>recordAt()</code> method is not included and hence the <code>repeatDays</code> argument may be ignored. Support for CRIDs is outside the scope of the present document.	Trusted
The ScheduledRecording class	7.10.2	M-P(*)	Only the following properties shall be supported: - <code>startPadding</code> - <code>endPadding</code> - <code>name</code> - <code>description</code> - <code>startTime</code> - <code>duration</code> - <code>state</code> - <code>parentalRatings</code> - <code>channel</code> - <code>programmeID</code> All other properties are not included.	Trusted
The ScheduledRecordingCollection class	7.10.3	M-P		Trusted
Extension to application/oiptRecordingScheduler for control of recordings	7.10.4	M-P(*)	The <code>recordings</code> property shall be supported and shall return recordings that are in-progress as well as ones that are scheduled or completed. Other properties, methods and events are not included.	Trusted
The Recording class	7.10.5	M-P(*)	The following properties shall be supported: - <code>uri</code> - <code>id</code> - <code>recordingStartTime</code> - <code>recordingDuration</code> Since the <code>Recording</code> class implements the <code>ScheduledRecording</code> interface, the properties required to be supported from that interface as defined above are also required. All other properties are not included.	Trusted
The RecordingCollection class	7.10.6	NI		
The PVREvent class	7.10.7	NI		
The Bookmark class	7.10.8	NI		
The BookMarkCollection class	7.10.9	NI		
Remote Management APIs	7.11	NI		
Metadata APIs				
The application/oiptSearchManager embedded object	7.12.1	M(*)	The <code>guideDaysAvailable</code> and <code>onMetadataUpdate</code> properties are not included. For the <code>createSearch</code> method, only the value '1' of the <code>searchTarget</code> parameter is included.	Broadcast-related

Section, sub-section	Reference in DAE [1]	Status in HbbTV®	Notes	Security
The MetadataSearch class	7.12.2	M(*)	<p>Only the value '1' of the <code>searchTarget</code> property is included.</p> <p>For the <code>createQuery</code> method, only the following case-insensitive values for the <code>field</code> parameter are included - <code>"Programme.startTime"</code>, <code>"Programme.name"</code>, <code>"Programme.programmeID"</code>. These shall correspond to the properties of the same name.</p> <p>The <code>addRatingConstraint</code>, <code>addCurrentRatingConstraint</code> and <code>addChannelConstraint(ChannelList)</code> methods are not included.</p> <p>The <code>orderBy</code> method is not included - all search results shall be returned ordered first by channel, in the same order as presented to applications through a <code>ChannelList</code> object, then by start time in ascending order.</p> <p>The <code>count</code> parameter of the <code>findProgrammesFromStream</code> method of the <code>MetadataSearch</code> class is not included.</p>	Broadcast-related
The Query class	7.12.3	M		Broadcast-related
The SearchResults class	7.12.4	M		Broadcast-related
The MetadataSearchEvent class	7.12.5	NI		
The MetadataUpdateEvent class	7.12.6	NI		
Scheduled content and hybrid tuner APIs				
video/broadcast embedded object	7.13.1	M(*)	<p>In the <code>setChannel()</code> method, the optional <code>contentAccessDescriptorURL</code> parameter may be ignored.</p> <p>The <code>playerCapabilities</code> and <code>allocationMethod</code> properties are not included.</p> <p>The <code>setVolume()</code> and <code>getVolume()</code> methods shall be supported and shall comply with the requirements of clause 10.2.12.</p> <p>The modifications in clause A.2.4 shall be supported.</p>	See clause A.2.4

Section, sub-section	Reference in DAE [1]	Status in HbbTV®	Notes	Security
Extensions to video/broadcast for recording and timeshift	7.13.2	M(*), M-P(*)	<p>OIPF DAE [1], section 7.13.2, shall be replaced by the text in clauses A.2.4.7 and A.2.4.8.</p> <p>Terminals that support PVR shall support all of clauses A.2.4.7 and A.2.4.8.</p> <p>Terminals that support time-shift of broadcast video shall support the following events and properties even if they do not support the full PVR option:</p> <ul style="list-style-type: none"> - onRecordingEvent - recordingState - playPosition - onPlayPositionChanged - playSpeed - onPlaySpeedChanged - onPlaySpeedsArrayChanged - playbackOffset - maxOffset - timeShiftMode - currentTimeShiftMode 	Broadcast-related
Extensions to video/broadcast for access to EIT p/f	7.13.3	M		Broadcast-related
Extensions to video/broadcast for playback of selected components	7.13.4	M	HbbTV® terminals shall allow HbbTV® applications to select media components in language(s) not supported by the terminal where there are no other reasons to refuse the selection (e.g. codec or subtitle character set not supported). For example, a terminal supporting French, German and Polish shall allow HbbTV® applications to select media components in English, Italian or Chinese.	Broadcast-related
Extensions to video/broadcast for parental ratings errors	7.13.5	M		Broadcast-related
Extensions to video/broadcast for DRM rights errors	7.13.6	M-C	Mandatory if the terminal supports CI Plus.	
Extensions to video/broadcast for current channel information	7.13.7	M	Access to the <code>currentChannel</code> property by broadcast-independent applications shall return <code>null</code> .	
Extensions to video/broadcast for creating Channel lists from SD&S fragments	7.13.8	NI		
ChannelConfig class	7.13.9	M(*)	The <code>channelList</code> property shall be supported. Other properties, methods and events are not included.	Broadcast-related
ChannelList class	7.13.10	M(*)	The <code>getChannelBySourceID()</code> method is not included.	Broadcast-related

Section, sub-section	Reference in DAE [1]	Status in HbbTV®	Notes	Security
Channel class	7.13.11	M(*)	<p>The following properties shall be supported:</p> <ul style="list-style-type: none"> - channelType - ccid - dsd - idType - nid - onid - tsid - sid - name - majorChannel - terminalChannel <p>Terminals supporting the integration of the present document with ETSI TS 103 770 [96] shall support the <code>ipBroadcastID</code> property as defined in Table O.1. All other properties and methods are not included.</p> <p>See clause 8.2.5 for more details regarding the properties <code>majorChannel</code> and <code>terminalChannel</code>.</p> <p>Application developers need to be aware of clause A.2.29.1 concerning security.</p>	Broadcast-related
Favourite lists	7.13.12, 7.13.13	NI		
Extensions to video/broadcast for channel scan	7.13.14	NI		
The ChannelScanEvent class	7.13.15	NI		
The ChannelScanOptions class	7.13.16	NI		
The ChannelScanParameters class	7.13.17	NI		
The DVBTChannelScanParameters class	7.13.18	NI		
The DVBSChannelScanParameters class	7.13.19	NI		
The DVBCChannelScanParameters class	7.13.20	NI		
Extensions to video/broadcast for synchronization	7.13.21	NI	Already included in clause 8.2.1 of the present document.	
The ATSCChannelScanParameters class	7.13.22	NI		
Media Playback APIs				
The A/V Control object	7.14.1	M(*)	<p>See clause A.2.5 of the present document.</p> <p>The reference to the <code><object></code> element being defined in clause 4.8.4 of the HTML5 specification [1] is revised to be clause 4.7.4 of [1].</p>	None

Section, sub-section	Reference in DAE [1]	Status in HbbTV®	Notes	Security
State diagram for A/V Control objects	7.14.1.1	M(*)	An <code>onPlaySpeedChanged</code> event shall be generated for all calls to the <code>play()</code> method regardless of the value returned by the method call and whether the play speed changes or not. In the present document, the <code>allocationMethod</code> property is not included but requirements for <code>DYNAMIC_ALLOCATION</code> shall apply. The transitions in the state diagram of Figure 19 shall be mandatory.	None
Using an A/V Control object to play streaming content	7.14.1.2	M		None
Using an A/V Control object to play downloaded content	7.14.1.3	M(*)-D	Clarified by clause A.2.5.5 below.	Trusted
Using an A/V Control object to play recorded content	7.14.1.4	M-P		Trusted
Using the A/V Control object to play content fragments	7.14.1.5	M		None
User Input and the A/V Control object	7.14.1.6	M		
Extensions to A/V Control object for playback through Content-Access Streaming Descriptor	7.14.2	M		None
Extensions to A/V Control object for trickmodes	7.14.3	M(*)	Only the <code>onPlayPositionChanged</code> and <code>onPlaySpeedChanged</code> properties and events are required.	None
Extensions to A/V Control object for playback of selected components	7.14.4	M	HbbTV® terminals shall allow HbbTV® applications to select media components in language(s) not supported by the terminal where there are no other reasons to refuse the selection (e.g. codec or subtitle character set not supported). For example, a terminal supporting French, German and Polish shall allow HbbTV® applications to select media components in English, Italian or Chinese.	None
Extensions to A/V Control object for parental rating errors	7.14.5	M	See clause 10.2.6.	None
Extensions to A/V Control object for DRM rights errors	7.14.6	M-M, M-C	Mandatory if the DRM feature is supported or if the terminal supports CI Plus. <code>onDRMRightsError</code> shall not cause a state transition of the A/V control object. It is the application's responsibility to stop the A/V Control object if that is the appropriate behaviour under the circumstances. If an error is generated because a suitable DRM system is not available then the <code>DRMSystemID</code> argument shall be undefined.	None

Section, sub-section	Reference in DAE [1]	Status in HbbTV®	Notes	Security
Extensions to A/V Control object for playing media objects	7.14.7	M-D, M-P	Shall be supported if either the download or PVR features are supported. Calls to the <code>setSource()</code> method where <code>id</code> is a recording identifier shall result in the <code>type</code> attribute being set to <code>"video/mpeg"</code> regardless of the format in which the content is recorded.	Trusted
Extensions to A/V Control object for UI feedback of buffering A/V content	7.14.8	NI		
DOM events for A/V Control object	7.14.9	M		None
Playback of memory audio	7.14.10	M		None
Extensions to A/V Control object for media queuing	7.14.11	NI		
URI support and the queue method	7.14.11.1	NI		
Implementation Requirements on the Queue Method	7.14.11.2	NI		
Extensions to A/V Control object for volume control	7.14.12	NI		
Extensions to A/V Control object for resource management	7.14.13	NI		
Miscellaneous APIs				
application/oipfMDTF embedded object	7.15.1	NI		
application/oipfStatusView embedded object	7.15.2	NI		
application/oipfCapabilities embedded object	7.15.3	M	The <code>hasCapability()</code> method shall be supported with the profile names being the HbbTV® option strings as defined in clause 10.2.4.8. See clauses A.2.1 and A.2.30 for clarification of the behaviour of the <code>extraSDVideoDecodes</code> and <code>extraHDVideoDecodes</code> properties and for the definition of the <code>extraUHDVideoDecodes</code> property.	None
The Navigator class	7.15.4	M		None
Debug Print API	7.15.5	M		None
The StringCollection class	7.16.1.1	M		None
The IntegerCollection class	7.16.1.2	NI		

Section, sub-section	Reference in DAE [1]	Status in HbbTV®	Notes	Security
The Programme Class				
Basics	7.16.2.1, 7.16.2.2	M(*)	<p>The following properties are required:</p> <ul style="list-style-type: none"> - name - programmeID - programmeIDType - description - longDescription - startTime - duration - channelID - parentalRatings <p>All other properties and methods are not included.</p> <p>The constants defined in clause 7.16.2.1 of [1] shall be supported however support for CRIDs is outside the scope of the present document.</p> <p>Application developers need to be aware of clause A.2.29.1 concerning security.</p>	Broadcast-related
Metadata extensions to Programme	7.16.2.3	NI		
DVB-SI extensions to Programme	7.16.2.4	M	Application developers need to be aware of clause A.2.29.1 concerning security.	
Recording extensions to Programme	7.16.2.5	M-P		
The ProgrammeCollection class	7.16.3	M		Broadcast-related
The DisclInfo class	7.16.4	NI		

Section, sub-section	Reference in DAE [1]	Status in HbbTV®	Notes	Security
Extensions for playback of selected media components	7.16.5	M(*)	<p>For mapping of the encoding property for MP4 FF content, the following additional sample track descriptions shall be included: "hvc1" → "video/mp4" "hev1" → "video/mp4"</p> <p>The <code>label</code> property defined in clause A.2.13 shall be supported.</p> <p>The <code>selectComponent()</code> and <code>unselectComponent()</code> methods shall be asynchronous.</p> <p>The <code>getComponents()</code> method shall always return fresh information. For example, in the case of an MPEG-2 transport stream, after a change to the PMT. The property defined in clause A.2.17 shall be supported.</p> <p>The value of the language property shall be either an ISO 639-1 [60] 2-character language code or an ISO 639-2 [61] 3-character language code as defined by clause 8.4.2 of the OIPF DAE specification [1] as modified in the present document.</p> <p>Some properties defined in <code>AVComponent</code> and <code>AVAudioComponent</code> are deprecated for instances returned from an A/V control object. See clause L.5 of the present document.</p>	
Additional support for protected content	7.16.6	M-C, M-M	<p>Mandatory if the DRM feature is supported or if the terminal supports CI Plus.</p> <p>NOTE: This clause defines extensions to both the <code>Recording</code> and <code>Download</code> classes. The extensions to the <code>Recording</code> class are mandatory if the PVR feature is supported. The extensions to the <code>Download</code> class are mandatory if the file download feature is supported.</p>	Trusted
DLNA RUI Remote Control Function APIs	7.17	NI		
System integration aspects				
HTTP User-Agent header	8.1.1	NI	See clause 7.3.2.4.	
HTTP X-OITF-RCF-User-Agent header	8.1.2	NI		

Section, sub-section	Reference in DAE [1]	Status in HbbTV®	Notes	Security
Mapping from APIs to Protocols				
CoD Download Over HTTP	8.2.1	M-D		
CoD Unicast Streaming with SIP Session Management	8.2.2	NI		
Scheduled Content Multicast Streaming with SIP Session Management	8.2.3	NI		
Communication Services with SIP Session Management	8.2.4	NI		
CoD Unicast Streaming over RTP and HTTP	8.2.5	M(*)		
General	8.2.5.1	M(*)	Only for the HTTP protocol.	
CoD Media Queuing	8.2.5.2	M		
Scheduled content Multicast Streaming	8.2.6	NI		
URI Schemes and their usage	8.3	M	The <code>http:</code> , <code>https:</code> and <code>dvb:</code> URL schemes shall be supported as defined in this clause.	
Media Fragments Support	8.3.1	M		
Mapping from APIs to Content Formats				
Character Conversion	8.4.1	M		
AVComponent	8.4.2	M(*)	<p>Only for properties that are required by the present document.</p> <p>Statements that a property "may" be derived in a particular way shall be read as "shall" be derived in that way For <code>AVComponentS</code> corresponding to an MPEG DASH Adaptation Set, the <code>language</code> property shall be what is encoded in the MPD which may be an ISO 639-1 [60] 2-character language code and not an ISO 639-2 [61] 3-character language code.</p> <p>See clause A.2.5.3 of the present document for the mapping for EBU-TT-D subtitles.</p> <p>Some properties defined in <code>AVComponent</code> and <code>AVAudioComponent</code> are deprecated for instances returned from an A/V control object. See L.5.</p>	
Channel	8.4.3	M(*)	Only the requirements about channels of type <code>ID_DVB_*</code> applies and only then for properties that are required by the present document.	
Programme, ScheduledRecording, Recording and Download	8.4.4	M(*)	Only for properties that are required by the present document.	
Exposing Audio Description Streams as AVComponent objects	8.4.5	M(*)	This only applies to the extent that the terminal supports audio description.	
HTML5 Media Element Mapping	8.4.6	M(*)	See clause A.2.12 of the present document.	
DLNA RUI Remote Control Function implementation	8.5	NI		

Section, sub-section	Reference in DAE [1]	Status in HbbTV®	Notes	Security
Capabilities				
Minimum DAE capability requirements	9.1	NI	See clause 10.2.1 in the present document.	
SSL/TLS Requirements	9.1.1	NI	Clause 9.1.1 is replaced by clause 11.2 of the present document.	
Default UI profiles	9.2	M(*)	Clause 10.2.4.7 of the present document requires support for OITF_HD_UIPROF defined in this clause. That in turn requires support for OITF_SDEU_UIPROF. The definition of that is modified as follows, <security protocolNames="ssl tls">true</security> is replaced by <security protocolNames="tls">true</security>	
CEA-2014 capability negotiation and extensions				
Tuner/broadcast capability indication	9.3.1	M		
Broadcasted content over IP capability indication	9.3.2	NI		
PVR capability indication	9.3.3	M-P		
Download Cod capability indication	9.3.4	M-D		
Parental ratings	9.3.5	M		
Extended A/V API support	9.3.6	M		
OITF Metadata API support	9.3.7	M		
OITF Configuration API support	9.3.8	M		
Communication Services API Support	9.3.9	NI		
DRM capability indication	9.3.10	M	Support for decrypting 'cbcs' with an encrypt:skip pattern of 1:9 according to clause 10.4.2 of ISO/IEC 23001-7 [30] shall be indicated using the protection format of "CBCS19". Terminals that can decrypt 'cbcs' with a number of encrypt:skip patterns including 1:9 shall explicitly indicate support for 1:9. See also requirement 13.7 in "HLS Authoring Specification for Apple Devices" [i.26]. See also "cbcs-1-9" in the EME Working Draft [i.27].	
Media profile capability indication	9.3.11	M(*)	Valid values for the "name" attribute of the <video_profile> element shall include ones with an underscore and the subtitle format name appended to the end of what is defined in this clause. Subtitle format names are defined in clause 7.3.1.5 of the present document.	
Remote diagnostics support	9.3.12	NI		
SVG	9.3.13	NI	This row refers to the OIPF integration of SVG which is not included. SVG is required as part of the HTML profile - see clause A.3.23.	
Third party notification support	9.3.14	NI		
Multicast Delivery Terminating Function support	9.3.15	NI		
Other capability extensions	9.3.16	M		
HTML5 video	9.3.17	M		
DLNA RUI Remote Control Function support	9.3.18	NI		

Section, sub-section	Reference in DAE [1]	Status in HbbTV®	Notes	Security
Power Consumption	9.3.19	NI		
Widgets	9.3.20	NI		
Buffer control of AV content playback API support	9.3.21	NI		
Temporal Clipping	9.3.22	M		
Capability Elements from other schemas	9.3.23	M		
Pointer support	9.3.24	M	See clause 10.2.2.2.	
Security				
OITF requirements	10.1.1	NI		
Server requirements	10.1.2	NI		
Specific security requirements for privileged JavaScript APIs	10.1.3	NI		
Permission names	10.1.4	NI		
Loading documents from different domains	10.1.5	M		
User Authentication	10.2	M(*)	HTTP Basic and Digest Authentication as defined in clause 5.4.1 of the OIPF CSP specification [1] shall be supported. Other forms of user authentication from clause 5 of the OIPF CSP specification are not included.	
DLNA RUI Remote Control	10.3	NI		
DAE Widgets	11	NI		
Performance				
Graphics Performance	12.1	M(*)	See clause A.2.16.	
Content Access Descriptor Syntax and Semantics				
Content Access Download Descriptor Format	E.1	M-D	Required with the extensions defined in clause A.2.25. The Content Access Download Descriptor shall not contain an XML Document Type Definition ("<!DOCTYPE ...>").	
Content Access Streaming Descriptor Format	E.2	M(*)	Required with the extensions defined in clause A.2.25. The Content Access Streaming Descriptor shall not contain an XML Document Type Definition ("<!DOCTYPE ...>").	
Abstract Content Access Descriptor Format	E.3	M	Required as the base descriptor for E.1 and E.2. When parsing a <ParentalRating> element, the content of that element is used as the name property of the JavaScript ParentalRating object. Valid values are the ones defined as valid for a ParentalRating object using the indicated scheme. The URL in the <ContentURL> element shall be an absolute URL. Relative URLs shall not be used in this element.	
Capability Extensions Schema	F	M		
Client Channel Listing Format	G	NI		
Display Model	H	M(*)	Modified by clause A.2.14 concerning scaling and clipping of video when not in full screen mode.	
Backwards Compatible Profile Of HTML5 Media Elements	I	NI		

Section, sub-section	Reference in DAE [1]	Status in HbbTV®	Notes	Security
DLNA RUI Remote Control Function Sequences	J	NI		
Collections	K	M		
SVG Video Tag Support	L	NI	This row refers to the OIPF integration of SVG which is not included. SVG is required as part of the HTML profile - see clause A.3.23.	
Changes to section 5.6.2 of CEA-2014-A	O	NI		

Table A.2: Key to security column

Security	Description
none	All applications shall have access to the referenced API.
trusted	Only trusted applications as defined in clause 11.1 shall have access to the referenced API. If other applications or web pages try to use this API, the terminal shall throw an error with the <code>name</code> property set to <code>SecurityError</code> . Note that for embedded objects, untrusted applications may acquire instances of them without restrictions, either through the object factory or by using <code>HTMLObjectElements</code> . Security restrictions are enforced only when the application attempts to access properties or execute functions on the objects.
broadcast-related	Broadcast-related applications shall have access to the referenced API regardless of whether they are trusted or not. If other applications or web pages try to use this API, the terminal shall throw an error with the <code>name</code> property set to <code>SecurityError</code> (see clause 10.1.1 of the OIPF DAE specification [1]). Note that for embedded objects, untrusted broadcast-independent applications may acquire instances of them without restrictions, either through the object factory or by using <code>HTMLObjectElements</code> . Security restrictions are enforced only when the application attempts to access properties or execute functions on the objects.
n/a (for optional APIs)	The security level for optional APIs is the manufacturer's decision. If such APIs are provided, they should have at least a security level of "trusted". Further restrictions may be added.

Table A.3: Key to status column

Status	Meaning
M	Mandatory.
M-C	Mandatory if CI Plus is supported for protected content via broadcast. Support of the related section/sub-section in Table A.1 is not expected if CI Plus support is not indicated according to clause 10.2.4.8.
M-D	Mandatory if the download feature supported otherwise not included.
M-M	Mandatory if the DRM feature is supported otherwise not included. Support of the related section/sub-section in Table A.1 is not expected if the support of the DRM feature is not indicated according to clause 10.2.4.8. See note 2.
M-P	Mandatory if the PVR feature is supported otherwise not included.
NI	Not included.
NOTE 1: Any of the above may be post-fixed with (*) where only some parts of the section or sub-section are required in the present document.	
NOTE 2: A device supporting CI Plus is not expected to support all the APIs required for the DRM feature.	

A.2 Modifications, extensions and clarifications to volume 5

A.2.1 Resource management

In clause 4.4.5 of the OIPF DAE specification [1], the `STATIC_ALLOCATION` model is not included in the present document. All resource allocation is under the `DYNAMIC_ALLOCATION` model.

Resource allocation between any number of A/V control objects and/or `video/broadcast` objects shall be based on a "first-come, first-served" policy. Resources shall not be taken away from one object of either of these types in order to meet a request on a second object of either of these types:

- If the resources needed for the request on the second object (suitable video decoder, suitable audio decoder and, if the second object is a `video/broadcast` object, suitable tuner) are not available then the request on the second object shall fail as defined by the API for the type of object concerned.
- If the resources needed for the request on the second object are available (e.g. the terminal has multiple audio and video decoders available to the HbbTV[®] implementation) then the resources shall be allocated to the second object and the request shall not fail due to lack of resources (although it may fail for an another unrelated reason).
- If the request on the second object succeeds then the terminal shall present both objects at the same time without synchronization. If applications wish to have multiple objects present media with synchronization then the objects need to be added to a `MediaSynchroniser` object.

NOTE 1: Broadcast-related applications that wish to use a `video/broadcast` object and also wish to use broadband-delivered content need to put the `video/broadcast` object into the stopped state to release the media decoders. Calling the `unselectComponent` method on a `video/broadcast` object does not release the media decoder for that component type. Changing a `video/broadcast` object from presenting a TV service to presenting a radio service should not release the video decoder. Changing a `video/broadcast` object from presenting a TV or radio service to presenting a data service (see clause 7.2.6 of the present document) should not release the video or audio decoder.

NOTE 2: The policy for managing hardware resources defined here that applies to the A/V Control object and `video/broadcast` objects (first-come, first-served) is intentionally the exact opposite of the policy defined for the HTML 5 media element in clause 9.6.2 of the present document.

If a broadcast-related application that either:

- does not include a `video/broadcast` object at all; or
- includes a `video/broadcast` object that is in the unrealized state;

attempts to start playing broadband-delivered video/audio then the presentation of the broadcast channel shall be suspended and allocation of the required media resources by the A/V control object shall succeed. After the A/V control object release the allocated resources, e.g. by stopping the media, presentation of the broadcast service shall resume.

NOTE 3: In spite of the above requirement, applications wishing to present only broadband-delivered video/audio should explicitly stop broadcast video/audio presentation in order to avoid implementation-dependent behaviour during the transition.

NOTE 4: The above requirement is unrelated to availability of video and audio decoder resources. Hence such applications will give the same user experience on terminals supporting multiple video and audio decoders as they do on terminals supporting only one decoder of each type. Applications wishing to simultaneously present broadcast-delivered video/audio and broadband-delivered video/audio need to create both a `video/broadcast` object and an A/V control object or HTML5 media element.

When an HTML5 media element is unable to obtain the resources it needs to present media, then the request to present media through the media element shall fail with a `MediaError` with code `MEDIA_ERR_DECODE`.

An HTML5 media element shall not be able to obtain resources that are already in use either by an A/V control object or to present broadcast video (either by the HbbTV[®] application through a video/broadcast object, or by the terminal when it is presenting broadcast content not under the control of a video/broadcast object). An exception to the previous requirement is when the HTML5 media element and the resources that are in use are under the control of a single `MediaSynchroniser` object.

Resources are under the control of a single `MediaSynchroniser` object if there are media objects using those resources (video/broadcast object, A/V control object or HTML5 media element) and they are all currently added to the same `MediaSynchroniser` object (by means of the `initMediaSynchroniser()` and `addMediaObject()` methods). If the resources that would be needed by an A/V Control object or a video/broadcast object are allocated to an HTML5 media element (see clause 9.6.2), and the media element requiring the resource and the current media element owning the resource have not been added to the same media synchroniser object, then the request to present media through the object shall fail. For an A/V control object, the object shall go to `playState 6` with the error property being 3, "insufficient resources". For a video/broadcast object, this shall be reported by an `onChannelChangeError` with `errorState 11`, "insufficient resources are available to present the given channel (e.g. a lack of available codec resources)".

NOTE 5: Component selection and resource management behaviour is different after a media element has been added to a `MediaSynchroniser` object. This behaviour ensures that only one audio or video component is decoded simultaneously and the terminal allocates resources across the media objects to achieve this. See clauses 10.2.7.3, 10.2.7.4 and 10.2.7.5 for more details.

The properties `extraSDVideoDecodes` and `extraHDVideoDecodes` shall return the number of additional A/V decoders available at the time the application reads the properties and that can be used with either the A/V Control object or HTML5 media elements to render additional broadband streams.

A.2.2 Void

A.2.3 Void

A.2.4 Extensions to the video/broadcast object

A.2.4.1 State machine and related changes

This clause describes a set of changes to the state machine and related text for the video/broadcast object defined in clause 7.13.1.1 of the OIPF DAE specification [1]:

- Calling the `setChannel()` method from any state of the video/broadcast object with a null argument shall cause the application to transition to a broadcast-independent application (as described in clause 6.2.2.6). This is in addition to what is required by OIPF - e.g. causing the video/broadcast object to transition to the unrealized state and releasing any resources used for decoding video and/or audio. Hence the `setChannel(null)` and `release()` methods do not have the same behaviour in the present document.
- A video/broadcast object with a CSS rule of `display:none` shall not be loaded and hence shall not be decoding audio or video.
- Setting CSS `display:none` on a video/broadcast object should be equivalent to calling the `release` method. Applications should not depend on the state of the video/broadcast object if the application sets CSS `display:none`. Setting CSS `visibility` to `hidden` does not cause a state change.
- In Table 8, "State transitions for the video/broadcast embedded object", the following rows are modified as shown underlined.

Old State	Trigger	New State	State Transition Events	Description
Stopped	bindToCurrentChannel()	Connecting	PlayStateChange	Video and audio presentation is enabled <u>The terminal starts to present the current channel.</u>
Stopped	bindToCurrentChannel when suitable video and audio decoders are not available	Stopped	PlayStateChange	
Connecting	The terminal successfully connected to the broadcast or IP multicast stream but presentation of content is blocked, e.g. by a parental access control mechanism or <u>content protection mechanism or resources cannot be claimed that are currently in use for presenting broadband content</u>	Connecting	ChannelChange Succeeded PlayStateChange	This is conceptually equivalent to a successful channel change where a transient error immediately pre-empts media presentation without the video/broadcast object entering the presenting state.
Connecting	Permanent error including - failure to change to a new channel (e.g. the channel cannot be found or none of the media components can be decoded or insufficient resources are available to present the channel) - exhaustion of all possibilities for an end-user to authorize access to content protected by a parental access control mechanism (e.g. timeout on a PIN entry dialogue <u>or the terminal not providing the ability to authorize access</u>)	Unrealized	ChannelChangeError PlayStateChange	The terminal encountered a permanent error

- In clause 7.3.1.2 of the OIPF DAE specification [1], in the description of the method "void setChannel(Channel channel, Boolean trickplay, String contentAccessDescriptorURL)", the following text is changed as shown using underline/strike-through markup:
 - The OITF SHALL visualize the video content received over the tuner in the area of the browser allocated for the video/broadcast object. ~~If the OITF cannot visualize the video content following a successful tuner switch (e.g., because the channel is under parental lock), the OITF SHALL trigger the function specified by the onChannelChangeError property with the appropriate channel and errorState value, and dispatch a corresponding DOM event (see below). If successful, the OITF SHALL trigger the function specified by the onChannelChangeSucceeded property with the given channel value, and also dispatch a corresponding DOM event.~~ The state transitions defined in section 7.13.1.1 shall be followed.
- In clause 7.13.1.3 of the OIPF DAE specification [1], the definition of the bindToCurrentChannel() method is modified as shown:
 - If the video/broadcast object is in the unrealized state and ~~video from~~ exactly one channel is currently being presented by the OITF then this binds the video/broadcast object to that ~~video~~channel (even if the current channel does not contain video and/or audio). If more than one channel is currently being presented by the OITF then this binds the video/broadcast object to the channel whose audio is being presented. A successful call shall result in control of the resources used to present the channel (tuner, video decoder if the channel includes video and audio decoder if the channel includes audio) being seamlessly transferred to the calling HbbTV® application. This is intentionally the opposite of the "first-come, first-served" policy used between a video/broadcast object and other video/broadcast or A/V control objects.
 - If the video/broadcast object is in the stopped state then this restarts presentation of video and audio from the current channel under the control of the video/broadcast object. If video from more than one channel is currently being presented by the OITF then this binds the video/broadcast object to the channel whose audio is being presented.
 - When bindToCurrentChannel is called on a video/broadcast object in the stopped state and no suitable media decoders are available then the method call shall fail. For example when the media decoders are used by an A/V control object or by an HTML5 video element that is playing. A playStateChange event shall be generated with error '11'- "insufficient resources are available to present the given channel (e.g. a lack of available codec resources)". The video/broadcast object shall stay in the stopped state. The current channel of the video/broadcast object, the current channel of the terminal and the current channel of the application shall all remain unchanged (see OIPF [2], clause H.4). If the media decoders would become available and bindToCurrentChannel is called again then the video/broadcast object shall behave as specified.
 - If the video/broadcast object is in the unrealized state and there is no channel currently being presented, or binding to the necessary resources to play the channel (suitable tuner, suitable video decoder if the channel includes video and suitable audio decoder if the channel includes audio) through the video/broadcast object fails for whichever reason, the OITF shall dispatch an event to the onPlayStateChange listener(s) whereby the state parameter is given value 0 ("unrealized") and the error parameter is given the appropriate error code.
- The following paragraph is amended as shown using underline/strike-through markup:
 - If the current channel ~~currently being presented~~ is requested to be changed due to an action outside the application (for example, the user pressing the CH+ key on the remote) then any video/broadcast object ~~presenting~~ bound to that channel (i.e. in the connecting, presenting or stopped states as the result of a call to bindToCurrentChannel()) SHALL perform the same state transitions and dispatch the same events as if the channel change operation was initiated by the application using the setChannel() method.
- In clause 7.3.1.2 of the OIPF DAE specification [1], the definition of the onPlayStateChange property is modified as shown using underline/strike-through markup:
 - The function that is called when the play state of the video/broadcast object changes as defined in Table 8, including changes from a state back to the same state. This function may be called either in response to an action initiated by the application, an action initiated by the OITF or an error (see section 7.13.1.1). In some cases, Table 8 defines that ChannelChangeError will be called instead of this function.

NOTE: Clause O.5.4 extends the definition of the Connecting state to cover DVB-I services when all service instances are outside the availability period.

A.2.4.2 Access to the video/broadcast object

The following rules and clarifications shall apply to the video/broadcast object.

Broadcast-related applications shall have full access to the video/broadcast object. If a new broadcast service is selected then this may result in the broadcast-related application being killed as defined in clause 6.2.2.2. As defined in clause 6.2.2.2, selecting MPEG programs which are not broadcast services and which do not contain an AIT will not cause the running broadcast-related application to be killed.

Broadcast-independent applications shall be able to use the video/broadcast object as follows:

- The following properties and methods shall have no restrictions: `createChannelObject()`, `onChannelChangeSucceeded`, `onChannelChangeError`, `onPlayStateChange`, `addEventListener()`, `removeEventListener()`, `width` and `height`.
- The `setChannel()` method shall trigger the behaviours defined in clause 6.2. If the method is used to select a broadcast service then this may result in the application becoming a broadcast-related application. If the `setChannel()` method is used to access an MPEG program which is not a broadcast service and which does not contain an AIT, then there are no restrictions and no consequences for the application lifecycle.
- The following methods shall always throw a "Security Error" (as defined in clause 10.1.1 of the OIPF DAE specification [1]): `getChannelConfig()`, `bindToCurrentChannel()`, `prevChannel()` and `nextChannel()`.
- The following methods shall have no effect: `setFullScreen()`, `release()`, and `stop()`.
- The object shall always be in the unrealized or connecting states unless connected to an MPEG program which is not a broadcast service and which does not contain an AIT.

Terminals shall only support one active instance of a video/broadcast object at any time. "Active" means here that the video/broadcast object is either in the `connecting` or the `presenting` state. Trying to activate an instance of a video/broadcast object (through a call to `bindToCurrentChannel()` or a `setChannel()` call) while another instance is already active shall fail and result in an error returned to the application through a `ChannelChangeError` event.

A.2.4.3 Support for quiet service selection

A.2.4.3.1 Quiet service selection

The following changes shall apply to the video/broadcast object to support "quiet" service selection.

```
void setChannel( Channel channel, Boolean trickplay, String contentAccessDescriptorURL,
                Number quiet )
```

Description	<p>Requests the OITF to switch a (logical or physical) tuner to the channel specified by channel and render the received broadcast content in the area of the browser allocated for the <code>video/broadcast</code> object.</p> <p>If the channel specifies an <code>idType</code> attribute value which is not supported by the OITF or a combination of properties that does not identify a valid channel, the request to switch channel SHALL fail and the OITF SHALL trigger the function specified by the <code>onChannelChangeError</code> property, specifying the value 0 ("Channel not supported by tuner") for the <code>errorState</code>, and dispatch the corresponding DOM event (see below).</p> <p>If the channel specifies an <code>idType</code> attribute value supported by the OITF, and the combination of properties defines a valid channel, the OITF SHALL relay the channel switch request to a local physical tuner that is currently not in use by another <code>video/broadcast</code> object and that can tune to the specified channel. If no tuner satisfying these requirements is available (i.e. all physical tuners that could receive the specified channel are in use), the request SHALL fail and OITF SHALL trigger the function specified by the <code>onChannelChangeError</code> property, specifying the value '2' ("tuner locked by other object") for the <code>errorState</code> and dispatch the corresponding DOM event (see below). If multiple tuners satisfying these requirements are available, the OITF selects one.</p> <p>If the channel specifies an IP broadcast channel, and the OITF supports <code>idType</code> <code>ID_IPTV_SDS</code> or <code>ID_IPTV_URI</code>, the OITF SHALL relay the channel switch request to a logical 'tuner' that can resolve the URI of the referenced IP broadcast channel. If no logical tuner can resolve the URI of the referenced IP broadcast channel, the request SHALL fail and the OITF SHOULD trigger the function specified by the <code>onChannelChangeError</code> property, specifying the value 8 ("cannot resolve URI of referenced IP channel") for the <code>errorState</code>, and dispatch the corresponding DOM event.</p> <p>The optional attribute <code>contentAccessDescriptorURL</code> allows for the inclusion of a Content Access Streaming Descriptor (the format of which is defined in clause E.2 of the OIPF DAE specification [1]) to provide additional information for dealing with IPTV broadcasts that are (partially) DRM-protected. The descriptor may for example include Marlin action tokens or a <code>previewLicense</code>. The attribute SHALL be <code>undefined</code> or <code>null</code> if it is not applicable. If the attribute <code>contentAccessDescriptorURL</code> is present, the <code>trickplay</code> attribute shall take a value of either <code>true</code> or <code>false</code>.</p> <p>If the Transport Stream cannot be found, either via the DSD or the (ONID, TSID) pair, then a call to <code>onChannelChangeError</code> with <code>errorstate=5</code> ("unknown channel") SHALL be triggered, and the corresponding DOM event dispatched.</p> <p>If the OITF succeeds in tuning to a valid transport stream but this transport stream does not contain the requested service in the PAT, the OITF SHALL remain tuned to that location and SHALL trigger a call to <code>onChannelChangeError</code> with <code>errorstate=12</code> ("specified channel not found in transport stream"), and dispatch the corresponding DOM event.</p> <p>If, following this procedure, the OITF selects a tuner that was not already being used to display video inside the <code>video/broadcast</code> object, the OITF SHALL claim the selected tuner and the associated resources (e.g. decoding and rendering resources) on behalf of the <code>video/broadcast</code> object.</p> <p>If all of the following are true:</p> <ul style="list-style-type: none"> • the <code>video/broadcast</code> object is successfully switched to the new channel • the channel is a locally defined channel (created using the <code>createChannelObject</code> method) • the new channel has the same tuning parameters as a channel already in the channel list in the OITF • the <code>idType</code> is a value other than <code>ID_IPTV_URI</code> <p>then the result of this operation SHALL be the same as calling <code>setChannel</code> with the <code>channel</code> argument being the corresponding channel object in the channel list, such that:</p> <ul style="list-style-type: none"> • the values of the properties of the <code>video/broadcast</code> object <code>currentChannel</code> SHALL be the same as those of the channel in the channel list • any subsequent call to <code>nextChannel</code> or <code>prevChannel</code> SHALL switch the tuner to the next or previous channel in the favourite list or channel list as appropriate, as described in the definitions of these methods
-------------	---

	<p>Otherwise, if any of the above conditions is not true, then:</p> <ul style="list-style-type: none"> the values of the properties of the <code>video/broadcast</code> object <code>currentChannel</code> SHALL be the same as those provided in the <code>channel</code> argument to this method, updated as defined in section 8.4.3 of the OIPF DAE specification [1]; the channel is not considered to be part of the channel list. <p>The resulting current channel after any subsequent call to <code>nextChannel()</code> or <code>prevChannel()</code> is implementation dependent, however all appropriate functions SHALL be called and DOM events dispatched. The OITF SHALL visualize the video content received over the tuner in the area of the browser allocated for the <code>video/broadcast</code> object. The state transitions defined in section 7.13.1.1 of the OIPF DAE specification [1] shall be followed.</p>	
Arguments	channel	<p>The channel to which a switched is requested. If the channel object specifies a <code>ccid</code>, the <code>ccid</code> identifies the channel to be set. If the channel does not specify a <code>ccid</code>, the <code>idType</code> determines which properties of the channel are used to define the channel to be set, for example, if the channel is of type <code>ID_IPTV_SDS</code> or <code>ID_IPTV_URI</code>, the <code>ipBroadcastID</code> identifies the channel to be set.</p> <p>If null, the <code>video/broadcast</code> object SHALL transition to the unrealized state and release any resources used for decoding video and/or audio. A <code>ChannelChangeSucceeded</code> event SHALL be generated when the operation has completed.</p>
	trickplay	<p>Optional flag indicating whether resources SHOULD be allocated to support trick play. This argument provides a hint to the receiver in order that it may allocate appropriate resources. Failure to allocate appropriate resources, due to a resource conflict, a lack of trickplay support, or due to the OITF ignoring this hint, SHALL have no effect on the success or failure of this method. If trickplay is not supported, this SHALL be indicated through the failure of later calls to methods invoking trickplay functionality.</p> <p>The <code>timeShiftMode</code> property defined in section 7.13.2.2 of the OIPF DAE specification [1] shall provide information as to type of trickplay resources that should be allocated.</p> <p>If argument <code>contentAccessDescriptorURL</code> is included then the <code>trickplay</code> argument SHALL be included.</p>
	contentAccessDescriptorURL	<p>Optional argument containing a Content Access Streaming descriptor (the format of which is defined in clause E.2 of the OIPF DAE specification [1]) that can be included to provide additional information for dealing with IPTV broadcasts that are (partially) DRM-protected. The argument SHALL be undefined or null if it is not applicable.</p>
	quiet	<p>Optional flag indicating whether the channel change operation shall be carried out quietly, as described in clause A.2.4.3.2 below.</p> <p>Valid values are:</p> <ul style="list-style-type: none"> 0: Normal channel change 1: Normal channel change with no UI displayed 2: Quiet channel change <p>All other values shall cause a normal channel change to occur.</p>

A.2.4.3.2 Changes to the video/broadcast object

For the `setChannel()` method, if the `quiet` argument is set to 0 or is omitted then the terminal shall execute the channel change operation normally. Typically, this means that the viewer experience is exactly as if they had initiated a standard channel change operation using any of the terminal's inherent channel navigation mechanisms, e.g. using the Ch+ or Ch- keys or numeric entry. This may be reflected in (but not restricted to):

- Presentation of any channel information on the terminal's front panel.
- Presentation of any now/next information or channel banner.
- The channel relative to which any navigation, such as Ch+/- or calls to `prevChannel()` or `nextChannel()`, is performed.

If the `quiet` argument is set to 1 then the terminal shall execute the channel change operation but shall not present any channel banner that is usually displayed by the terminal.

If the `quiet` argument is set to 2 then the terminal shall execute the channel change operation quietly. This means that the terminal shall suppress the presentation of all information usually presented during a channel change operation. In addition, the channel selected by the last normal channel change operation shall be used for all relevant interaction with the terminal by the viewer, which may include (but is not restricted to):

- Presentation of any channel information on the terminal's front panel.
- Presentation of any now/next information or channel banner.
- The channel relative to which any navigation, such as Ch+/- or calls to `prevChannel()` or `nextChannel()`, is performed.

The channel which is reported to HbbTV® applications as the current channel shall be the actual channel currently selected, regardless of the type of channel change by which it was selected.

After a channel change where the `quiet` argument is set to a value of 1 or 2, the application lifecycle shall be identical to a normal channel change, i.e. one where the `quiet` argument is set to the value 0 or omitted. The lifecycle of the application shall follow the rules defined in clauses 6.2.2.2 and 6.2.2.3 of the present document. The AIT of the new channel shall be obeyed following the channel change operation.

A.2.4.4 Definition of "delivery system descriptor"

The definitions of the `createChannelObject(Integer idType, String dsd, Integer sid)` method on the video/broadcast object, and the `dsd` attribute on the returned `Channel` object, both refer to the "delivery system descriptor". This "delivery system descriptor" shall be as follows:

For a DVB-T channel, the "delivery system descriptor" shall be a `terrestrial_delivery_system_descriptor`.

For a DVB-T2 channel, the "delivery system descriptor" shall be a `T2_delivery_system_descriptor` which shall include at least one `centre_frequency` field.

For a DVB-S channel, the "delivery system descriptor" shall be a `satellite_delivery_system_descriptor`.

For a DVB-S2 channel the "delivery system descriptor" shall be either a `satellite_delivery_system_descriptor`, or the concatenation of an `S2_satellite_delivery_system_descriptor` and a `satellite_delivery_system_descriptor`, in that order.

For a DVB-S2X channel, the "delivery system descriptor" shall be an `S2X_satellite_delivery_system_descriptor`.

For a DVB-C channel, the "delivery system descriptor" shall be a `cable_delivery_system_descriptor`.

For a DVB-C2 channel that does not use channel bundling, the "delivery system descriptor" shall be a `C2_delivery_system_descriptor`.

For a DVB-C2 channel that uses channel bundling, the "delivery system descriptor" shall be the concatenation of one or more `C2_bundle_delivery_system_descriptor`.

The descriptors referred to above are all defined in clause 6.2.13 and clause 6.4.5 of ETSI EN 300 468 [16].

A.2.4.5 Other modifications to the video/broadcast object

In clause 7.13.2.2 of the OIPF DAE specification [1], the definition of the property `onPlayPositionChanged(Integer position)` is changed as shown:

The function that is called when change occurs in the play position of a channel due to the use of ~~trick-play functions~~ random access functions.

In clause 7.13.3 of the OIPF DAE specification [1], the definition of the property `onProgrammesChanged` is modified with the addition of the text shown underlined:

The function that is called for a video/broadcast object in the presenting or stopped states when the `programmes` property has been updated with new programme information, e.g. when the current broadcast programme is finished and a new one has started. The specified function is called with no arguments.

In clause 7.13.7.1 of the OIPF DAE specification [1], the definition of the property `currentChannel` is changed as shown:

The channel currently ~~being presented by~~ bound to this embedded object (i.e. the object is in the connecting, presenting or stopped states as the result of a call to `bindToCurrentChannel()` if the user has given permission to share this information, possibly through a mechanism outside the scope of this specification. If no channel is ~~being presented bound to this embedded object~~, or if this information is not visible to the caller, the value of this property shall be null.

Terminals shall not show any UI (e.g. an indication of video or audio properties or attributes such as "16:9") when a video broadcast object successfully changes either from the Stopped state to the Connecting state or from the Connecting state to the Presenting state when the previous state change was from Stopped to Connecting.

In clause 7.16.5.1.3 of the OIPF DAE specification [1], if either signature of the `selectComponent` method is called when the set of components are not known (where "known" has the meaning defined for `getComponent` and `getActiveComponents`) then the method call shall fail with an `InvalidStateError DOMException`.

A.2.4.6 Support for creating audio and video components

The following changes shall apply to the video/broadcast object to support creating `AVAudioComponent` and `AVVideoComponent` objects.

NOTE: Delivering A/V streams signalled as private data and referencing them via these methods is intended to be used for cases when those A/V streams are only appropriate for presentation under the control of an HbbTV® application.

```
AVAudioComponent createAVAudioComponent( Integer componentTag, String language,
                                           Boolean audioDescription, Integer audioChannels,
                                           String encoding)
```

Description	<p>The method creates an <code>AVAudioComponent</code> object for an elementary stream in the currently selected broadcast service that is not recognizable from the signalling as being an <code>AVVideoComponent</code>, an <code>AVAudioComponent</code> or an <code>AVSubtitleComponent</code>. (See clause 8.4.2 of the OIPF DAE specification [1] for more information).</p> <p>Successfully created objects shall be usable identically to <code>AVAudioComponent</code> objects returned when the <code>getComponents()</code> method is called with the argument <code>COMPONENT_TYPE_AUDIO</code>. Null shall be returned if either no component with the specified value of <code>componentTag</code> is present in the currently selected broadcast service or if the value of <code>componentTag</code> specifies a component that already has an <code>AVVideoComponent</code>, an <code>AVAudioComponent</code> or an <code>AVSubtitleComponent</code>.</p> <p>The scope of successfully created objects shall be limited to the application that created them. When that application exits, they shall cease to exist and shall no longer be presented. This may result in no audio being presented.</p>	
Arguments	<code>componentTag</code>	A component tag identifying the elementary stream for which the <code>AVAudioComponent</code> object is to be created. This shall be matched against a component tag in a stream identifier descriptor in the ES loop of a stream in the PMT.
	<code>language</code>	The value to be returned from the <code>language</code> property of the object that is created. This should be an ISO 639-2 [61] language code.
	<code>audioDescription</code>	The value to be returned from the <code>audioDescription</code> property of the object that is created.
	<code>audioChannels</code>	The value to be returned from the <code>audioChannels</code> property of the object that is created. The value indicates the number of main channels present in the stream (e.g. 5 for 5.1) excluding any potential low frequency effects channels.
	<code>encoding</code>	The value to be returned from the <code>encoding</code> property of the object that is created.

<code>AVVideoComponent createAVVideoComponent(Integer componentTag, Number aspectratio, String encoding)</code>		
Description	<p>The method creates an <code>AVVideoComponent</code> object for an elementary stream in the currently selected broadcast service that is not recognizable from the signalling as being an <code>AVVideoComponent</code>, an <code>AVAudioComponent</code> or an <code>AVSubtitleComponent</code>. (See clause 8.4.2 of the OIPF DAE specification [1] for more information).</p> <p>Successfully created objects shall be usable identically to <code>AVVideoComponent</code> objects returned when the <code>getComponents()</code> method is called with the argument <code>COMPONENT_TYPE_VIDEO</code>. Null shall be returned if either no component with the specified value of <code>componentTag</code> is present in the currently selected broadcast service or if the value of <code>componentTag</code> specifies a component that already has an <code>AVVideoComponent</code>, an <code>AVAudioComponent</code> or an <code>AVSubtitleComponent</code>.</p> <p>The scope of successfully created objects shall be limited to the application that created them. When that application exits, they shall cease to exist and shall no longer be presented. This may result in no video being presented.</p>	
Arguments	<code>componentTag</code>	A component tag identifying the elementary stream for which the <code>AVVideoComponent</code> object is to be created. This shall be matched against a component tag in a stream identifier descriptor in the ES loop of a stream in the PMT.
	<code>aspectratio</code>	The value to be returned from the <code>aspectratio</code> property of the object that is created.
	<code>encoding</code>	The value to be returned from the <code>encoding</code> property of the object that is created.

A.2.4.7 Extensions to video/broadcast for time-shift

A.2.4.7.1 General

If a terminal has indicated support in its capability description for recording functionality (i.e. by giving value `true` to the `<recording>` element as specified in OIPF DAE [1], section 9.3.3), the terminal shall support the following additional constants, properties and methods on the video/broadcast object, in order to start a time-shift of the current broadcast. Terminals may also support time-shift of the broadcast without supporting recording in which case the following also apply.

Note that this functionality is subject to the security model as specified in OIPF DAE [1], section 10.1.

Terminals may restrict access to the time-shift methods to those applications that are signalled as safe to run when time-shifting, i.e. those signalled in the AIT with an `application_recording_descriptor` and both the `trick_mode_aware_flag` and the `time_shift_flag` set to '1' as described in clause 7.2.3.1.

Broadcast time-shift is typically done by writing the broadcast content into a buffer, reading the content from that buffer and passing it to the appropriate decoders. The time-shift buffer may be located locally in the terminal (e.g. a hard disc or USB stick or SD card) or, for services streamed over broadband, in the network (e.g. see `MPD@timeShiftBufferDepth` in DASH). When the time-shift buffer is local, three modes exist:

- Content does not pass through the time-shift buffer.
- Content passes through the time-shift buffer but is read at the same time as it is written and negligible delay is introduced.
- Content passes through the time-shift buffer but is read some time after it was written so significant delay can be deliberately introduced.

When the second and third of these are in effect, this is referred to in the present document as time-shift mode or time-shift being in operation even if negligible delay is introduced.

NOTE 1: The application lifecycle includes specific requirements for the third of these, see clauses 6.2.2.4 and O.3.

NOTE 2: For the case of live DASH content, `MPD@timeShiftBuffer` cannot practically be zero so content will always pass through the time-shift buffer.

The properties and methods defined in this clause are used when the content presented in the video/broadcast object is being time-shifted. When no content is being presented in the video/broadcast object then the value of the properties defined in this clause is not defined. The methods shall not be called and may throw a JavaScript error or fail silently.

A.2.4.7.2 Constants

Name	Value	Use
<code>POSITION_START</code>	0	Indicates a playback position relative to the start of the buffered content.
<code>POSITION_CURRENT</code>	1	Indicates a playback position relative to the current playback position.
<code>POSITION_END</code>	2	Indicates a playback position relative to the end of the buffered content (co-incident with the live playback position).

A.2.4.7.3 Properties

```
function onPlaySpeedChanged( Number speed )
```

The function that is called when the playback speed of a channel changes during time-shift.

The specified function is called with one argument, `speed`, which is defined as follows:

- `Number speed` - the playback speed of the media at the time the event was dispatched.

```
function onPlayPositionChanged( Integer position )
```

The function that is called when a change occurs in the play position of a channel due to the use of trick play functions during time-shift.

The specified function is called with one argument, position, which is defined as follows:

- Integer position - the playback position of the media at the time the event was dispatched, measured from the start of the time-shift buffer in milliseconds. If the play position cannot be determined, this argument takes the value `undefined`.

```
readonly Integer playbackOffset
```

Returns the playback position during time-shift, specified as the number of seconds between the live broadcast and the currently rendered position in the time-shift buffer, where a value of zero means that the broadcast is not being time-shifted or is playing from the live point in a time-shift buffer.

When the `currentTimeShiftMode` property has the value 0, the value of this property is `undefined`.

```
readonly Integer maxOffset
```

Returns the maximum playback offset, in seconds of the live broadcast, which is supported for the currently rendered broadcast. If the maximum offset is unknown, the value of this property shall be `undefined`.

NOTE: This value gives the size of the time-shift buffer.

When the `currentTimeShiftMode` property has the value 0, the value of this property is `undefined`.

```
readonly Integer playPosition
```

If the value of the `currentTimeShiftMode` property is 1, the current playback position of the media, measured in milliseconds from the start of the time-shift buffer.

```
readonly Number playSpeed
```

The current play speed of the media.

```
readonly Number playSpeeds[]
```

Returns the ordered list of playback speeds, expressed as values relative to the normal playback speed (1.0), at which the currently specified content can be played (as a time-shifted broadcast in the video/broadcast object), or `undefined` if the supported playback speeds are not known.

If time-shift is supported by the terminal, the `playSpeeds` array shall always include at least the values 1.0 and 0.0.

This property may include the playback speeds that this broadcast content could be played back after being recorded, but only if they also apply to playback of the content when time-shifted.

```
function onPlaySpeedsArrayChanged()
```

The function that is called when the `playSpeeds` array values have changed. An application that makes use of the `playSpeeds` array needs to read the values of the `playSpeeds` property again.

<code>Integer timeShiftMode</code>	
The time-shift mode indicates the mode of operation for support of time-shift playback in the video/broadcast object. Valid values are:	
Value	Description
0	Time-shift is turned off.
1	Time-shift shall use "local resource".
If the property is not set, the default value of the property is 1.	

<code>readonly Integer currentTimeShiftMode</code>	
When time-shift is in operation the property indicates which resources are currently being used. Valid values are:	
Value	Description
0	Time-shift is turned off.
1	Time-shift shall use "local resource".

In addition, the properties `recordingState` and `onRecordingEvent` defined in clause A.2.4.8.2 shall be supported.

A.2.4.7.4 Methods

<code>Boolean pause()</code>	
Description	Pause playback of the broadcast. This is equivalent to <code>setSpeed(0)</code> .

<code>Boolean resume()</code>	
Description	Resumes playback of the time-shifted broadcast. This is equivalent to <code>setSpeed(1)</code> .

<code>Boolean setSpeed(Number speed)</code>	
Description	<p>Sets the playback speed of the time-shifted broadcast to the value <code>speed</code>.</p> <p>If the value of the <code>timeShiftMode</code> property is 0 or if trick play is not supported for the channel currently being rendered, this method shall return <code>false</code> and have no effect.</p> <p>If <code>speed</code> is a value less than 1.0 and the broadcast was not previously being time-shifted, this method shall start recording the broadcast that is currently being rendered live (i.e. not time-shifted) in the video/broadcast object. If the terminal has buffered the 'live' broadcasted content, the recording starts with the content that is currently being rendering in the video/broadcast object. Acquiring the necessary resources to start recording the broadcast may be an asynchronous operation, and presentation of the broadcast may not be affected until after this method returns; applications may receive updates by registering a listener for <code>PlaySpeedChanged</code> events as defined in clause A.2.4.7.5.</p> <p>If <code>speed</code> is a value greater than 1.0 and the broadcast was not previously being time-shifted, this method shall have no effect and shall return <code>false</code>.</p> <p>When playback is paused (i.e. by setting the play speed to 0), the last decoded video frame shall be shown.</p> <p>If the time-shifted broadcast cannot be played at the desired speed, specified as a value relative to the normal playback speed, the playback speed will be set to the best approximation of <code>speed</code>.</p> <p>If there is no change to the play speed as a result of the method call, it shall return <code>false</code>.</p> <p>Unless specified otherwise above, this method shall return <code>true</code>.</p>

	<p>After initial operation of <code>setSpeed()</code> several events may affect the content playback. If during fast forward the end of stream is reached the playback shall resume at normal speed and a <code>PlaySpeedChanged</code> event generated. If the end of the time-shift buffer is reached due to end of content the playback shall automatically be paused and a <code>PlaySpeedChanged</code> event generated. Any resources used for time-shifting shall not be discarded.</p> <p>If during rewinding the playback reaches the point that it cannot be rewound further, playback shall resume at normal speed and a <code>PlaySpeedChanged</code> event generated. A <code>PlaySpeedChanged</code> event shall be generated when the operation has completed, regardless of the success of the operation. If the operation fails, the argument of the event shall be set to the previous play speed.</p>	
Arguments	<i>speed</i>	The desired relative playback speed, specified as a float value relative to the normal playback speed of 1.0. A negative value indicates reverse playback.

<code>Boolean seek(Integer offset, Integer reference)</code>		
Description	<p>Sets the playback position of the time-shifted broadcast that is being rendered in the video/broadcast object to the position specified by the offset and the reference point as specified by one of the constants defined in clause A.2.4.7.2. Playback of live content is resumed if the new position equals the end of the time-shift buffer. Returns <code>true</code> if the playback position is a valid position to seek to, <code>false</code> otherwise. If time-shift is not supported for the current channel (e.g. due to restrictions imposed by a conditional access or DRM system) or the broadcast is not currently being time-shifted or if the position falls outside the time-shift buffer, the terminal shall ignore the request to seek and shall return the value <code>false</code>.</p> <p>Applications are not required to pause playback of the broadcast or take any other action before calling <code>seek()</code>.</p> <p>This operation may be asynchronous, and presentation of the video may not be affected until after this method returns. For this reason, a <code>PlayPositionChanged</code> event shall be generated when the operation has completed, regardless of the success of the operation. If the operation fails, the argument of the event shall be set to the previous play position.</p> <p>After initial operation of <code>seek()</code> several events may affect the content playback. If during this operation the live playback position is reached the playback shall resume at normal speed and a <code>PlaySpeedChanged</code> event generated. If the time-shift buffer cannot be rewound any further, the playback shall automatically be paused and a <code>PlaySpeedChanged</code> event generated. Any resources used for time-shifting shall not be discarded.</p>	
Arguments	<i>offset</i>	The offset from the reference position, in seconds. This can be either a positive value to indicate a time later than the reference position or a negative value to indicate time earlier than the reference position.
	<i>reference</i>	The reference point from which the offset shall be measured. The reference point can be either <code>POSITION_CURRENT</code> , <code>POSITION_START</code> , or <code>POSITION_END</code> .

<code>Boolean stopTimeshift()</code>		
Description	<p>Stops rendering in time-shifted mode the broadcast channel in the video/broadcast object and, if applicable, plays the current broadcast from the live point and stops time-shifting the broadcast. The terminal may release all resources that were used to support time-shifted rendering of the broadcast.</p> <p>Returns <code>true</code> if the time-shifted broadcast was successfully stopped and <code>false</code> otherwise. If the video/broadcast object is currently not rendering a time-shifted channel, the terminal shall ignore the request to stop the time-shift and shall return the value <code>false</code>.</p>	

A.2.4.7.5 Events

For the intrinsic events "onRecordingEvent", "onPlaySpeedChanged" and "onPlayPositionChanged", corresponding DOM level 2 events shall be generated, in the following manner.

Intrinsic event	Corresponding DOM 2 event	DOM 2 Event properties
onRecordingEvent	RecordingEvent	Bubbles: No Cancelable: No Context Info: state, error, recordingId
onPlaySpeedChanged	PlaySpeedChanged	Bubbles: No Cancelable: No Context Info: speed
onPlayPositionChanged	PlayPositionChanged	Bubbles: No Cancelable: No Context Info: position
onPlaySpeedsArrayChanged	PlaySpeedsArrayChanged	Bubbles: No Cancelable: No Context Info: None

NOTE: The DOM 2 events are directly dispatched to the event target, and will not bubble nor capture. Applications should not rely on receiving these events during the bubbling or the capturing phase. Applications that use DOM 2 event handlers have to call the `addEventListener()` method on the video/broadcast object itself. The third parameter of `addEventListener`, i.e. "useCapture", will be ignored.

A.2.4.8 Extensions to video/broadcast for recording

A.2.4.8.1 General

If a terminal has indicated support in its capability description for recording functionality (i.e. by giving value `true` to the `<recording>` element as specified in OIPF DAE [1], section 9.3.3), the terminal shall support the following additional constants, properties and methods on the video/broadcast object, in order to start a recording of the current broadcast.

Note that this functionality is subject to the security model as specified in OIPF DAE [1], section 10.1.

The recording functionality is subject to the state transitions represented in the state diagram in Figure A.1. The time-shift functionality is not represented explicitly in these state diagrams but is defined in the following clauses.

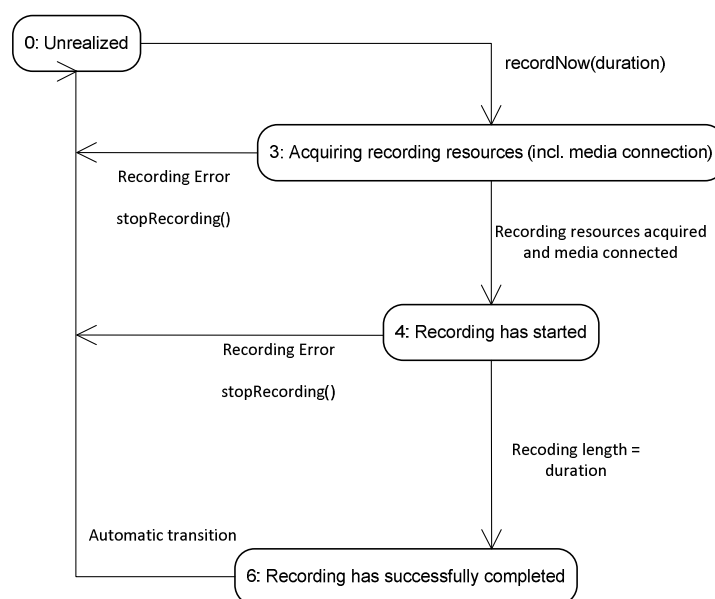


Figure A.1: PVR States for recordNow using video/broadcast (normative)

Note that when the user switches to another channel whilst the current channel is being recorded using `recordNow()` or the video/broadcast object gets destroyed, the conflict resolution and the release of resources is implementation dependent. The terminal may report a recording error using a `RecordingEvent` with value 0 ("Unrealized") for argument `state` and with value 2 ("Tuner conflict") for argument `error` in that case.

A.2.4.8.2 Properties

<code>readonly Integer recordingState</code>	
Returns the state of the terminal's time-shift and <code>recordNow</code> functionality for the channel shown in the video/broadcast object. One of:	
Value	Description
0	Unrealized: user/application has not requested time-shift or <code>recordNow</code> functionality for the channel shown. No time-shift or recording resources are claimed in this state.
1	Value not used.
2	Value not used.
3	Acquiring recording resources (for example, space on the media storage device).
4	Recording has started.
5	Value not used.
6	Recording has successfully completed.

<code>function onRecordingEvent(Integer state, Integer error, String recordingId)</code>																													
This function is the DOM 0 event handler for notification of state changes of the recording functionality. The specified function is called with the following arguments:																													
<ul style="list-style-type: none"> Integer <code>state</code> - The current state of the recording. One of: <table border="1"> <thead> <tr> <th>Value</th> <th>Description</th> </tr> </thead> <tbody> <tr> <td>0</td> <td>Unrealized: user/application has not requested time-shift or <code>recordNow</code> functionality for the channel shown. No time-shift or recording resources are claimed in this state.</td> </tr> <tr> <td>1</td> <td>Value not used.</td> </tr> <tr> <td>2</td> <td>Value not used.</td> </tr> <tr> <td>3</td> <td>Acquiring recording resources (for example, space on the media storage device).</td> </tr> <tr> <td>4</td> <td>Recording has started.</td> </tr> <tr> <td>5</td> <td>Value not used.</td> </tr> <tr> <td>6</td> <td>Recording has successfully completed.</td> </tr> </tbody> </table> Integer <code>error</code> - If the state of the recording has changed due to an error, this field contains an error code detailing the type of error. One of: <table border="1"> <thead> <tr> <th>Value</th> <th>Description</th> </tr> </thead> <tbody> <tr> <td>0</td> <td>The recording sub-system is unable to record due to resource limitations.</td> </tr> <tr> <td>1</td> <td>There is insufficient storage space available. (Some of the recording may be available).</td> </tr> <tr> <td>2</td> <td>Value not used.</td> </tr> <tr> <td>3</td> <td>Recording not allowed due to DRM restrictions.</td> </tr> <tr> <td>4</td> <td>Recording has stopped before completion due to unknown (probably hardware) failure.</td> </tr> </tbody> </table> 	Value	Description	0	Unrealized: user/application has not requested time-shift or <code>recordNow</code> functionality for the channel shown. No time-shift or recording resources are claimed in this state.	1	Value not used.	2	Value not used.	3	Acquiring recording resources (for example, space on the media storage device).	4	Recording has started.	5	Value not used.	6	Recording has successfully completed.	Value	Description	0	The recording sub-system is unable to record due to resource limitations.	1	There is insufficient storage space available. (Some of the recording may be available).	2	Value not used.	3	Recording not allowed due to DRM restrictions.	4	Recording has stopped before completion due to unknown (probably hardware) failure.	
Value	Description																												
0	Unrealized: user/application has not requested time-shift or <code>recordNow</code> functionality for the channel shown. No time-shift or recording resources are claimed in this state.																												
1	Value not used.																												
2	Value not used.																												
3	Acquiring recording resources (for example, space on the media storage device).																												
4	Recording has started.																												
5	Value not used.																												
6	Recording has successfully completed.																												
Value	Description																												
0	The recording sub-system is unable to record due to resource limitations.																												
1	There is insufficient storage space available. (Some of the recording may be available).																												
2	Value not used.																												
3	Recording not allowed due to DRM restrictions.																												
4	Recording has stopped before completion due to unknown (probably hardware) failure.																												
If no error has occurred, this argument shall take the value <code>undefined</code> .																													
<ul style="list-style-type: none"> String <code>recordingId</code> - The identifier of the recording to which this event refers, This shall be equal to the value of the <code>id</code> property for the affected recording, if the event is associated with a specific recording. This shall be <code>undefined</code> when the value of <code>state</code> is 0. 																													

A.2.4.8.3 Methods

<code>String recordNow(Integer duration)</code>			
Description	<p>Starts recording the broadcast currently rendered in the video/broadcast object. If the terminal has buffered the broadcasted content, the recording starts from the current playback position in the buffer, otherwise start recording the broadcast stream as soon as possible after the recording resources have been acquired. The specified duration is used by the terminal to determine the minimum duration of the recording in seconds from the current starting point.</p> <p>Calling <code>recordNow()</code> while the broadcast that is currently rendered in the video/broadcast object is already being recorded, shall have no effect on the recording and shall return the value <code>null</code>.</p> <p>In other cases, this method returns a <code>String</code> value representing a unique identifier to identify the recording. If the terminal provides recording management functionality through the APIs defined in OIPF DAE [1], section 7.10.4, this shall be the value of the <code>id</code> property of the associated Recording object defined in OIPF DAE [1], section 7.10.5.</p> <p>The terminal shall guarantee that recording identifiers are unique in relation to download identifiers and <code>CODAsset</code> identifiers.</p> <p>The method returns <code>undefined</code> if the given argument is not accepted to trigger a recording.</p> <p>If the terminal supports metadata processing in the terminal, the fields of the resulting Recording object may be populated using metadata retrieved by the terminal. Otherwise, the values of these fields shall be implementation-dependent.</p>		
Arguments	<table border="1"> <tr> <td><i>duration</i></td> <td>The minimum duration of the recording in seconds. A value of -1 indicates that the recording should continue until <code>stopRecording()</code> is called, storage space is exhausted, or an error occurs. In this case it is essential that <code>stopRecording()</code> is called later.</td> </tr> </table>	<i>duration</i>	The minimum duration of the recording in seconds. A value of -1 indicates that the recording should continue until <code>stopRecording()</code> is called, storage space is exhausted, or an error occurs. In this case it is essential that <code>stopRecording()</code> is called later.
<i>duration</i>	The minimum duration of the recording in seconds. A value of -1 indicates that the recording should continue until <code>stopRecording()</code> is called, storage space is exhausted, or an error occurs. In this case it is essential that <code>stopRecording()</code> is called later.		

<code>void stopRecording()</code>	
Description	Stops the current recording started by <code>recordNow()</code> .

A.2.5 Extensions to the A/V Control object

A.2.5.1 New queue method

The following method shall be added to the A/V Control embedded object.

Boolean queue(String url)			
Description	<p>Queue the media referred to by <code>url</code> for playback after the current media item has finished playing. If a media item is already queued, <code>url</code> will not be queued for playback and this method will return false. If the item is queued successfully, this method returns true. If no media is currently playing, the queued item will be played immediately.</p> <p>If <code>url</code> is null, any currently queued item will be removed from the queue and this method will return true.</p> <p>If an A/V Control object is an audio object (as defined by clause 7.14 of the OIPF DAE specification [1]) then queued media items shall only contain audio. Otherwise, if an A/V Control object is a video object then queued media items shall always contain video and may also contain audio and other media components.</p> <p>When the current media item has finished playing, the A/V Control object shall transition to the finished state, update the value of the <code>data</code> property with the URL of the queued media item and automatically start playback of the queued media item. The A/V Control object may transition to the connecting or buffering states before entering the playing state when the queued media item is being presented. Implementations may pre-buffer data from the queued URL before the current media item has finished playing in order to reduce the delay between items.</p> <p>Play speed is not affected by transitioning between the current and queued media item.</p> <p>To avoid race conditions when queueing multiple items for playback, applications should wait for the currently queued item to begin playback before queueing subsequent items, e.g. by queueing the subsequent item when the A/V Control object transitions to the connecting, buffering or playing state for the currently queued item.</p>		
Arguments	<table border="1"> <tr> <td><code>url</code></td> <td>The media item to be queued, or null to remove the currently-queued item.</td> </tr> </table>	<code>url</code>	The media item to be queued, or null to remove the currently-queued item.
<code>url</code>	The media item to be queued, or null to remove the currently-queued item.		

Calling `stop()`, modifying the `data` and/or `type` property or entering the error state shall cause any queued media item to be discarded.

Play control keys (OK, play, stop, pause, fast forward, fast rewind and other trick play keys) shall not be handled by the A/V Control object and no action shall be taken by the terminal for these keys when they have been requested by an application. DOM 2 events shall be generated for these keys whether the A/V Control object is focused or not.

The timing of automatic transitions from the error state to the stopped state is implementation dependent; applications should not rely on the A/V Control object remaining in the error state after an error has occurred and should listen for play state change events in order to detect errors.

If the AVControl object's `play()` method returns true then at least one play state change event shall be generated.

The `error` property shall be available in the stopped state. After an automatic transition from the error state to the stopped state, the value of the `error` property shall be preserved.

The following value shall be added to the list of valid values for the error property:

- undefined - no error has occurred;
- 7 - content blocked due to parental control.

A.2.5.2 State machine and related changes

This clause describes a set of changes to the state machine for the A/V Control object defined in clause 7.14.1.1 of the OIPF DAE specification [1]:

- An A/V Control object with a CSS rule of `display:none` shall not be loaded and hence shall not be decoding audio or video.

A.2.5.3 Support for TTML subtitles

The following extensions shall apply to support TTML subtitles as defined by clause 7.3.1.5. The <object> element of an A/V Control object shall contain a <param> element for each subtitle component that is carried out-of-band.

The attributes of the <param> element shall have the following values.

Attribute name	Attribute value								
name	"subtitles" or "captions"								
value	Shall contain a list of key:value tuples separated by space. The following keys shall be supported: <table border="1" data-bbox="555 510 1406 741"> <thead> <tr> <th>Key</th> <th>Value</th> </tr> </thead> <tbody> <tr> <td>srclang</td> <td>The language of the subtitles. This value should be the same as defined by the <code>xml:lang</code> attribute in clause 3 of [43].</td> </tr> <tr> <td>src</td> <td>The HTTP URL to the TTML document. The URL shall use percent encoding as defined in IETF RFC 3986 [27].</td> </tr> <tr> <td>label</td> <td>A textual representation for the subtitle track.</td> </tr> </tbody> </table>	Key	Value	srclang	The language of the subtitles. This value should be the same as defined by the <code>xml:lang</code> attribute in clause 3 of [43].	src	The HTTP URL to the TTML document. The URL shall use percent encoding as defined in IETF RFC 3986 [27].	label	A textual representation for the subtitle track.
Key	Value								
srclang	The language of the subtitles. This value should be the same as defined by the <code>xml:lang</code> attribute in clause 3 of [43].								
src	The HTTP URL to the TTML document. The URL shall use percent encoding as defined in IETF RFC 3986 [27].								
label	A textual representation for the subtitle track.								

The terminal shall support the component selection API defined in clause 7.14.4.1 of OIPF DAE [1] for in-band and out-of-band delivered TTML subtitles as defined in clause 7.3.1.5. The following mappings for the properties of the AVSubtitleComponent class as defined in clause A.2.13 shall apply.

property	Value
encoding	Shall have the value "application/ttml+xml".
language	The value defined by the 'srclang' key used in the <param> element.
hearingImpaired	Shall be true if the value of the 'name' attribute is 'captions', false otherwise.
label	The value defined by the 'label' key used in the <param> element.

EXAMPLE:

```
<object type='video/mp4' data='http://mycdn.de/video.mp4'>
<param name='subtitles' value='srclang:de src: http%3A%2F%2Fmycdn.de%2Fsubtitles_de.ttml' />
<param name='captions' value='srclang:en src:
  http%3A%2F%2Fmycdn.de%2Fsubtitles_hearing_impaired.ttml' />
```

A.2.5.4 Support for media synchronization with subtitle-only streams

The media synchronization capabilities of the terminal as defined in clause 10.2.8 allow for delivery of subtitles as broadband streams that are re-synchronized in the terminal with another stream, either broadcast or broadband.

The terminal shall support the rendering of subtitles when carried in a separate subtitle-only stream using the A/V Control object if the type of the subtitle-only stream is supported by the terminal for media synchronization. The requirements on terminals for supporting subtitle-only streams are defined in clause 10.2.8.4. In any case, the following restrictions shall apply:

- For DVB Subtitles:
 - the video component is provided by the broadcast service;
 - the type attribute of the A/V Control object is "video/mpeg";
 - the subtitle stream is delivered with a Content Type of "image/vnd.dvb.subtitle"; and
 - the subtitle stream is a single programme transport stream.

NOTE: Support for broadcast subtitles streamed over broadband in an MPEG-2 transport stream system format is deprecated and the requirement will be removed in a subsequent version of the present document.

- For TTML subtitles:
 - the video component is provided by the broadcast service;
 - the subtitle stream is delivered using MPEG-DASH; and
 - multi-stream media synchronization is used, as specified in clause 10.2.8.

The terminal shall render the subtitle stream on the subtitles plane with scaling and positioning defined by the subtitle object element and not by any video element that it is synchronized with.

A.2.5.5 Using an A/V Control object to play downloaded content

Clause 7.14.1.3 of the OIPF DAE specification [1], "Using an A/V Control object to play downloaded content" shall be modified by the addition of the text shown underlined.

If an A/V Control object is used to play content that has been downloaded and stored on the OITF (by using method `setSource()` as defined in clause 7.14.7 of the OIPF DAE specification [1]) then the following holds:

- if the download was triggered using `registerDownloadURL()` with a `contentType` other than `"application/vnd.oipf.ContentAccessDownload+xml"` or the download was triggered using a Content Access Download Descriptor with `<TransferType>` value `"playable_download"` as defined in clause E.1, then:
 - if the `play()` method is called before sufficient data has been download to initiate playback, then the play state of the A/V Control object SHALL be set to 6 ('error') with a detailed error code of 5 ("content not available").

A.2.5.6 Extension to PlayStateChange event

In clause 7.14.1 of the OIPF DAE specification [1], the description of the 'onPlayStateChange' property is replaced with the following:

- The function that is called when the play state of the A/V control object object changes for any reason.
- The specified function shall be called with the argument state. This argument is defined as follows:
 - Number state - the new state of the A/V control object. Valid values are given in the definition of the `playState` property [Req. 5.7.1.f].

A.2.5.7 Other modifications to the A/V Control object object

In clause 7.14.3.1 of the OIPF DAE specification [1], the definition of the property `onPlayPositionChanged(Integer position)` is changed as shown:

The function that is called when change occurs in the play position of a channel due to the use of ~~trick-play functions~~ random access.

When video/audio content is presented from the beginning by an A/V control object that is visible (not fully obscured by graphics, CSS visibility is not set to "hidden", CSS display attribute is not "none", ...), the first frames of video shall be visible and the first samples of audio shall be audible. When video/audio content is presented upto the end by an A/V control object that is similarly visible, the last frames of video shall be visible and the last samples of audio shall be audible. This shall apply regardless of whether the load method was (or was not) called on the `<video>` element before the call to the play method.

A.2.6 HTML Profile

A.2.6.1 Void

A.2.6.2 MIME type and DOCTYPE

All HTML and XHTML documents of an HbbTV[®] application should use the DOCTYPE defined for HTML5 in the HTML5 specification as referenced from the CTA Web Media API Snapshot [76].

Terminals shall support the DOCTYPE defined for HTML5 in the HTML5 specification as referenced from the CTA Web Media API Snapshot [76] and shall also support the following DOCTYPEs in order to run applications authored for previous versions of the present document:

- The Strict XHTML DOCTYPE (for documents that are conformant with the subset of the XHTML 1.0 Strict DTD defined in the present document).
- The Transitional XHTML DOCTYPE (for documents that are conformant with the subset of the XHTML 1.0 Transitional DTD defined in the present document).
- The following DOCTYPE declaration:

```
<!DOCTYPE html PUBLIC "-//HbbTV//1.1.1//EN" "http://www.hbbtv.org/dtd/HbbTV-1.1.1.dtd">
```

- The following DOCTYPE declaration:

```
<!DOCTYPE html PUBLIC "-//HbbTV//1.2.1//EN" "http://www.hbbtv.org/dtd/HbbTV-1.2.1.dtd">
```

The DOCTYPE declaration shall not contain an "intSubset" as that is defined in the XML specification [69].

Terminals are not required to load or run documents which do not include one of the DOCTYPE declarations defined or referenced above.

NOTE 1: There is no linkage between the DOCTYPE used in the pages that form part of an HbbTV[®] application and the contents of the version fields in the AIT or XML AIT from which the application was launched. For example, an application signalled as requiring version 1.7.1 can include pages with any of the DOCTYPEs listed above.

When loading an HbbTV[®] document, a terminal shall not use the suffix from the filename to determine the document type.

All HTML documents of an HbbTV[®] application should be served with one of the MIME types defined for HTML5.

Terminals shall support the MIME types defined for HTML5 and shall also support the following MIME type in order to run applications authored for previous versions of the present document:

```
application/vnd.hbbtv.xhtml+xml
```

Content served with the `application/vnd.hbbtv.xhtml+xml` Content-Type shall be parsed using the rules in the HTML5 specification as referenced from the CTA Web Media API Snapshot [76] for the content type:

```
application/xhtml+xml
```

Terminals are not required to load or run documents which are served using HTTP with a MIME type other than those defined or referenced above. Terminals shall use the DOCTYPE to determine the type of documents loaded from a carousel or CICAM.

NOTE 2: Different requirements apply for the MIME type that serves as an application type identifier in the XML AIT. See clause 7.2.3.2.

A.2.6.3 Void

A.2.6.4 Browser History

The terminal should not offer a history UI for HbbTV® applications.

The behaviour of the history mechanism when an HbbTV® application transitions between broadcast-independent and broadcast-related (or vice-versa) is outside the scope of the present document. Implementations may record and reproduce these transitions when the history mechanism is used but are not required to do so.

A.2.6.5 Attribute reflection for visual embedded objects

The IDL attributes of an `<object>` element representing an A/V Control or video/broadcast object shall reflect the element's content attributes of the same names respectively, as defined in clauses 2.7.1, 4.7.4 and 4.7.16 of the HTML5 Recommendation [54].

NOTE: This means that the attributes 'data', 'type', 'name', 'width', and 'height' can be set and read either by accessing the object element's JavaScript properties of the same names, or by invoking the `<object>` element's `setAttribute()/getAttribute()` methods.

A.2.7 Extensions to the `oipfObjectFactory` object

The `oipfObjectFactory` object as defined in clause 7.1 of the OIPF DAE specification [1] shall be extended by the methods defined in this clause.

<code>MediaSynchroniser createMediaSynchroniser ()</code>	
Description	Creates a new <code>MediaSynchroniser</code> embedded object.

<code>Object createCSManager ()</code>	
Description	Creates a new <code>HbbTVCSManager</code> embedded object.

The `isObjectSupported()` method shall be extended to support the following MIME types for querying support of new functionality defined in the present document:

- `application/hbbtvMediaSynchroniser`
- `application/hbbtvCSManager`

A.2.8 Void

A.2.9 Access to EIT Schedule Information

The Metadata APIs listed in Table A.1 of the present document shall allow access to DVB-SI EIT event schedule information for the actual transport stream and for the other transport streams (as defined in ETSI EN 300 468 [16]) that are carried on the transport stream of the currently selected broadcast service.

The terminal shall use EIT-present/following information and, if present, EIT-schedule information. If both EIT-schedule and EIT-present/following information are present, it is implementation dependent which shall be used in cases where there are conflicts.

A.2.10 Correction to the application/oipfDownloadManager object

In clause 7.4.3.2 of the OIPF DAE specification [1], the definition of the `allocated` property shall be superseded by the following definition.

<p><code>readonly Integer allocated</code></p> <p>Returns the space (in megabytes) allocated for all downloads registered by this application and by applications from the same <code>organisation_id</code> as this application.</p> <p>It shall be calculated as the sum of the <code>totalSize</code> properties of all the download objects registered by any application from the same <code>organisation_id</code> as the calling application.</p>
--

NOTE: The `oipfDownloadManager` object is likely to be removed in the next revision of the present document.

A.2.11 Extensions to the Download class

This class shall be extended with the following additional property.

<p><code>readonly Number errorLevel</code></p> <p>A representation of the quantity of detected but uncorrected errors in a file downloaded using FDP (as defined in annex H).</p> <p>The value of this property shall be calculated as the number of erroneous or missing File Segments divided by the total number of File Segments. A value of zero indicates that the downloaded file has no errors.</p> <p>If <code>state</code> does not equal 1, or if the file is not downloaded using FDP, then the value of this property is not defined.</p>
--

A.2.12 HTML5 media element mapping

A.2.12.0 General

Additional requirements on the integration of the HTML5 media element into the present document can be found in clauses 9.4.2 and 9.6.

A.2.12.1 Inband VideoTracks, AudioTracks and TextTracks

NOTE 1: Support for non-adaptive HTTP streaming using the MPEG-2 transport stream system format is deprecated and the requirement will be removed in a subsequent version of the present document.

The following shall apply when an HTML5 media element is presenting content whose system format is the MPEG-2 transport stream format:

- A `VideoTrack` object shall be created for each elementary stream in the transport stream where the `'stream_type'` is "0x01", "0x02", "0x1B", or "0x24". The order of `VideoTrack` objects in the `VideoTrackList` shall be the same as the order of the corresponding elementary stream in the PMT.
- Audio elementary streams in the transport stream shall be recognized based on meeting one of the following criteria:
 - the `'stream_type'` is "0x03", "0x04", or "0x11", or when presenting recorded content "0x2D";
 - it is an AC-3 audio component as identified by an `ac-3_descriptor` (as defined in ETSI EN 300 468 [16]) in the 'Elementary Stream Descriptors' in the PMT entry for a stream with a `'stream_type'` of "0x06";
 - it is an Enhanced AC-3 audio component as identified by an `enhanced_ac-3_descriptor` (as defined in ETSI EN 300 468 [16]) in the 'Elementary Stream Descriptors' in the PMT entry for a stream with a `'stream_type'` of "0x06";

- when presenting recorded content, it is an AC-4 audio component as identified by an `ac-4_descriptor` (as defined in ETSI EN 300 468 [16]) in the 'Elementary Stream Descriptors' in the PMT entry for a stream with a `'stream_type'` of "0x06";
- it is a DTS® audio component as identified by a `DTS_audio_stream_descriptor` (as defined in ETSI EN 300 468 [16]) in the 'Elementary Stream Descriptors' in the PMT entry for a stream with a `'stream_type'` of "0x06";
- it is a DTS-HD® audio component as identified by a `DTS-HD_audio_stream_descriptor` (as defined in ETSI EN 300 468 [16]) in the 'Elementary Stream Descriptors' in the PMT entry for a stream with a `'stream_type'` of "0x06".

An `AudioTrack` object shall be created for each audio elementary stream that does not have a `supplementary_audio_descriptor` (as defined in ETSI EN 300 468 [16]) with an audio purpose of "Audio description (receiver-mix)".

The following shall apply for each audio elementary stream that has a `supplementary_audio_descriptor` (as defined in ETSI EN 300 468 [16]) with an audio purpose of "Audio description (receiver-mix)":

- An `AudioTrack` object shall be created for each permitted combination of this audio elementary stream with another audio elementary stream as defined in clause J.2 of ETSI EN 300 468 [16]. Enabling such an `AudioTrack` object shall result in the combination being presented.
- If the HbbTV® terminal can present the stream in isolation, it shall also create an `AudioTrack` object for this audio component outside of a combination.

The order of `AudioTrack` objects in the `AudioTrackList` shall be the same as the order of the corresponding elementary stream in the PMT.

- A `TextTrack` object shall be created for each elementary stream in the transport stream that meets one of the following criteria:
 - it is a DVB subtitle component as identified by a `subtitling_descriptor` (as defined in ETSI EN 300 468 [16]) in the 'Elementary Stream Descriptors' in the PMT entry for a stream with a `'stream_type'` of "0x06".

The order of `TextTrack` objects in the `TextTrackList` shall be the same as the order of the corresponding elementary stream in the PMT.

The following shall apply when an HTML5 media element is presenting content whose system format is the ISO BMFF:

- A `VideoTrack` object shall be created for each track in the ISO BMFF file whose `'handler_type'` is 'vide'. The order of `VideoTrack` objects in the `VideoTrackList` shall be the same as the order of the corresponding 'trak' boxes in the 'moov' box.
- An `AudioTrack` object shall be created for each track in the ISO BMFF file whose `'handler_type'` is 'soun'. The order of `AudioTrack` objects in the `AudioTrackList` shall be the same as the order of the corresponding 'trak' boxes in the 'moov' box.
- A `TextTrack` object shall be created for each track in the ISO BMFF file whose `'handler_type'` is either 'subt' or 'text' and whose `SampleEntryFormat` is `XMLSubtitleSampleEntry` as defined in ISO/IEC 14496-30 [52]. The order of `TextTrack` objects in the `TextTrackList` shall be the same as the order of the corresponding 'trak' boxes in the 'moov' box.

The following shall apply when an HTML5 media element is presenting content whose system format is MPEG DASH:

- A `VideoTrack` object shall be created for each video Adaptation Set in the MPD for which @profiles includes or is inferred to include a profile supported by the terminal. `VideoTrack` objects shall not be created for any Adaptation Set that players are required to ignore according to clause 10.17 of ETSI TS 103 285 [45]. The order of `VideoTrack` objects in the `VideoTrackList` shall be the same as the order that the corresponding Adaptation Sets are in the MPD.

- An `AudioTrack` object shall be created for each Preselection element in the MPD for which `@profiles` includes or is inferred to include a profile supported by the terminal. An `AudioTrack` object shall be created for each audio Adaptation Set in the MPD for which `@profiles` includes or is inferred to include a profile supported by the terminal and whose id is not used in any Preselection/`@preselectionComponents` attribute within the same Period. `AudioTrack` objects shall not be created for any Adaptation Set that players are required to ignore due to an `EssentialProperty` descriptor according to clause 10.17 of ETSI TS 103 285 [45]. `AudioTrack` objects may be created for Adaptation Sets with `@codecs` (including information such as profile and level, object type etc.) that the player does not understand or cannot process. The order of `AudioTrack` objects in the `AudioTrackList` shall be the same as the order that the corresponding Adaptation Sets and Preselection elements have in the MPD.

NOTE 2: The above requirement means that `AudioTrack` objects will be created for Adaptation Sets and Preselections that the terminal may not be able to present such as unsupported codecs or MRMP Preselections. Applications need to know what technology is used for the content they could present and cross-reference this with what the terminal supports as defined in the XML capabilities in clauses 10.2.4.7 and A.2.15.

- A `TextTrack` object shall be created for each Adaptation Set in the MPD for which `@profiles` includes or is inferred to include a profile supported by the terminal and which is carrying EBU-TT-D TTML data as defined in ETSI TS 103 285 [45]. The order of `TextTrack` objects in the `TextTrackList` shall be the same as the order that the corresponding Adaptation Sets are in the MPD.
- A `TextTrack` object shall be created for each event stream as defined in clause 9.3.2.2 of the present document.

NOTE 3: The HTML5 specification requires that the `VideoTrack/AudioTrack/TextTrack` objects will have been created by the time the `readyState` attribute of the media element enters the `HAVE_METADATA` state.

NOTE 4: It is intentional that creation of `VideoTrack`, `AudioTrack` and `TextTrack` objects is required for tracks that the terminal cannot decode.

The following shall apply when an HTML5 media element is presenting NGA content from a `MediaSource` object on terminals that support SRMP NGA with MPEG DASH according to clause 6.7 of ETSI TS 103 285 [45] and either or both of clauses 6.3.2 or 6.8 of ETSI TS 103 285 [45]:

- When a `SourceBuffer` is initialized to contain NGA content, the present document is intentionally silent about whether any `AudioTracks` are created and if so, how many and what they correspond to in the NGA bitstream.
- Terminals shall select exactly one Preselection to render initially. How this Preselection is chosen is implementation specific but shall take into account user preferences such as language preferences and accessibility settings.

A.2.12.2 Out-of-band text tracks

Independent of the system format, terminals shall create `TextTrack` objects for HTML `<track>` elements representing TTML subtitle components that are carried out-of-band (see clause 7.3.1.5) when represented by a `<track>` element in an HTML document. E.g.:

```
<video>
  <source src='http://mycdn.de/video.mp4' type='video/mp4'>
  <track kind='subtitles' srclang='de' label='German for the English'
        src='http://mycdn.de/subtitles_de.ttml' />
  <track kind='subtitles' srclang='de' label='German for the hard of hearing'
        src='http://mycdn.de/subtitles_de2.ttml' />
  <track kind='captions' srclang='en' src='http://mycdn.de/subtitles_hearing_impaired.ttml' />
</video>
```

For the avoidance of doubt, this shall also be supported for an HTML5 media element whose source is a `MediaSource` object.

A.2.12.3 Modifications to clause 8.4.6

The following modifications shall be applied to clause 8.4.6 of the OIPF DAE specification [1].

The definition of the value of the `kind` property of a `TextTrack` in the MPEG DASH system layer shall be replaced with the following:

- "captions": if (role is "main" AND the MPD contains an audio Adaptation Set or Preselection with role "main" and the same language as the subtitle track AND an accessibility descriptor is present with the `schemeIdUri` set to "urn:tva:metadata:cs:AudioPurposeCS:2007" and a value 2 [for the hard of hearing]) OR (role is "commentary") OR (role is "caption");
- "subtitles": if (role is "alternate") OR (role is "main" AND no accessibility scheme is specified) OR (role is "subtitle");
- "metadata": otherwise.

The definition of the `kind` property of a `VideoTrack` and `AudioTrack` in the MPEG DASH system layer shall be replaced with the following:

For a `VideoTrack`, given a role scheme of "urn:mpeg:dash:role:2011", determine the `kind` attribute from the value of the role descriptors in the `<AdaptationSet>` or `<Preselection>` element from which the `AudioTrack` was derived:

- "alternative": if the role is "alternate" but not also "main" or "commentary", or "dub";
- "captions": if the role is "caption" and also "main";
- "main": if the role is "main" but not also "caption", "subtitle", or "dub";
- "sign": permitted for `VideoTracks` by HTML5 [54] but not used in the present document;
- "subtitles": if the role is "subtitle" and also "main";
- "commentary": if the role is "commentary" but not also "main";
- "": otherwise.

For an `AudioTrack`, given a role scheme of "urn:mpeg:dash:role:2011", determine the `kind` attribute from the value of the role descriptors in the `<AdaptationSet>` or `<Preselection>` element from which the `AudioTrack` was derived:

- "alternative": if the role is "alternate" but not also "main" or "commentary", or "dub" except as stated below for "main-desc";
- "descriptions": if the role is "description" and also "supplementary";
- "main": if the role is "main" but not also "caption", "subtitle", "dub" or "description";
- "main-desc": if the role is "main" and also "description" or if the role is "alternate" and the `<AdaptationSet>` or `<Preselection>` element from which the `AudioTrack` was derived has an Accessibility descriptor with `@schemeIdUri="urn:tva:metadata:cs:AudioPurposeCS:2007"` and `@value="1"`;
- "translation": if the role is "dub" and also "main";
- "commentary": if the role is "commentary" but not also "main";
- "": otherwise.

In the table defining "the mapping that SHALL be used between the HTML5 `AudioTrack` and the MPEG-2 transport stream and ISO BMFF system layers" contained in the OIPF DAE specification [1], the requirement for the language attribute does not apply for MPEG DASH. Where an `AudioTrack` corresponds to an MPEG DASH adaptation set or Preselection, the value of the `AudioTrack.language` attribute shall be the value of the `lang` attribute in the MPD.

A.2.13 Extensions to the AVSubtitleComponent class

The following property shall be added to the `AVSubtitleComponent` class.

<code>readonly String label</code>
The label identifies a component by a human readable short description.

A.2.14 Modifications to clause H.2 "Interaction with the video/broadcast and A/V Control objects"

Clause H.2 of the OIPF DAE specification [1] defines the scaling and clipping of video when not in full screen mode as follows.

When the video/broadcast object or A/V Control object is not in "full-screen mode", any video being presented shall be scaled and positioned in the following way:

- if the video/broadcast object has the same aspect ratio as the video the four corners of the video shall match exactly the corners of the video/broadcast object;
- otherwise the video shall be scaled such that one side of the video fills the video/broadcast object fully without cropping the picture. The aspect ratio shall be preserved. Along the side where the video is shorter than the video/broadcast object, the video shall be centered. The area of the video plane not containing video shall be opaque black.

The above text shall not be interpreted as preventing video that is being presented by an object not in full screen mode from being scaled and/or cropped where this is indicated in the video stream. Specifically:

- If the video indicates that only part of the frame is of interest and the remainder can be cropped (e.g. AFD or Bar Data as defined in ETSI TS 101 154 [14] or the 'default display window' from HEVC), processing of that indication is permitted for objects not in full screen mode.

NOTE: The present document is intentionally silent on whether a terminal is required to act on AFD and Bar Data. In practice terminals decoding video using typical digital TV silicon will likely act on it but terminals decoding video using other silicon or software may not act on it. Applications wishing to ensure that video is scaled and/or cropped on all terminals should handle this in the application and not rely on the video decoder to do it.

- If the video is encoded at one resolution but is indicated as being required to be displayed at a different resolution then that processing (i.e. scaling the video to the display resolution) is permitted for objects not in full screen mode. For example, ETSI TS 101 154 [14] defines how broadcast video can be transmitted with reduced horizontal luminance resolution but to be up-sampled to full-screen size in the terminal. For example, with MPEG DASH ISO/IEC 23009-1 [29], the nominal display size in square pixels after decoding, AVC cropping, and rescaling is indicated by the width and height values in track header box. The actual encoded resolution will differ between Representations.

If the video is cropped or scaled as indicated by either of the indications referred to above then the original requirements defined in clause H.2 of the OIPF DAE specification [1] (quoted above) shall apply to the video after that processing has been performed.

The requirements in the following paragraph shall also apply to audio being presented by an HTML5 media element.

Calling the `Application.hide()` method shall cause video (and any subtitles) being presented under the control of that application to be hidden, and any audio being presented by the video/broadcast or A/V Control object under the control of that application to be muted. Calling `Application.show()` shall cause video and audio presentation to be restored.

A.2.15 Extensions to the OIPF-defined capability negotiation mechanism

The following schema is used instead of the schema defined by annex F of the OIPF DAE specification [1]. The normative definition of this schema is found in the electronic attachments - see annex N of the present document.

NOTE: This schema requires XML schema version 1.1.

```
<?xml version="1.0" encoding="UTF-8"?>
<xs:schema xmlns:termcap="urn:hbbtv:config:oitf:oitfCapabilities:2017-1"
  xmlns:xs="http://www.w3.org/2001/XMLSchema"
  xmlns:vc="http://www.w3.org/2007/XMLSchema-versioning"
  targetNamespace="urn:hbbtv:config:oitf:oitfCapabilities:2017-1"
  elementFormDefault="qualified"
  attributeFormDefault="unqualified"
  vc:minVersion="1.1"
  version="2022.1">

  <xs:annotation>
    <xs:documentation>This is the schema for the HbbTV XML Capabilities. This schema is authored
to validate using tools supporting v1.1 of the XML schema specification. Tools only supporting v1.0
will not be able to validate using this schema without modifying it.</xs:documentation>
  </xs:annotation>

  <!-- ***** -->
  <!-- Start CEA-with-OIPF-and-HbbTV-mods -->

  <xs:redefine schemaLocation="ce-html-profiles-1-0.xsd">

    <xs:complexType name="profileListType">
      <xs:complexContent>
        <xs:extension base="termcap:profileListType">
          <xs:sequence>
            <!-- Introduced in HbbTV 2.0.1 -->
            <!-- NOTE: This element was defined in the original HbbTV 2.0.1
schema as going in the <ext> tag, not here. However, the
original HbbTV 2.0.1 specification text included an
example that put it here. Hence this fixed schema allows
it in either place. For best compatibility, applications
should look for it in both places.
-->
            <xs:element name="html5_media" type="xs:boolean" minOccurs="0"/>

            <!-- NOTE: This element was defined in the original OIPF/HbbTV
schema as going in the <ext> tag, not here. However, the
original HbbTV 2.0.1 specification text said to put here.
Hence this fixed schema allows it in either place.
For best compatibility, applications should look for it in
both places.
-->
            <xs:element name="drm" type="termcap:drmType" minOccurs="0"
maxOccurs="unbounded"/>

            <!-- For future compatibility -->
            <xs:any namespace="##targetNamespace" processContents="lax"/>
          </xs:sequence>

          <!-- For future compatibility -->
          <xs:anyAttribute namespace="##targetNamespace" processContents="lax"/>
        </xs:extension>
      </xs:complexContent>
    </xs:complexType>

    <xs:complexType name="uiProfileType">
      <xs:complexContent>
        <xs:extension base="termcap:uiProfileType">
          <!-- For future compatibility -->
          <xs:anyAttribute namespace="##targetNamespace" processContents="lax"/>
        </xs:extension>
      </xs:complexContent>
    </xs:complexType>
  </xs:redefine>

```

```

<xs:complexType name="uiExtensionType">
  <xs:complexContent>
    <xs:extension base="termcap:uiExtensionType">
      <xs:choice minOccurs="0" maxOccurs="unbounded">
        <!-- If adding new elements to this list, please note:

          * Do NOT add minOccurs/maxOccurs to any entry
            here. The parent <choice> element has
            minOccurs="0" maxOccurs="unbounded" and they
            will apply to all elements listed here.
            Specifying a minOccurs/maxOccurs with those
            values here will just confuse XML parsers.
            Specifying different values will have no effect
            except to confuse humans.

          -->

        <!-- Valid values for HbbTV 1.5 / OIPF 1.3 -->
        <xs:element name="clientMetadata" type="termcap:metadataType"/>
        <xs:element name="communicationServices" type="xs:boolean"/>
        <xs:element name="configurationChanges" type="xs:boolean"/>
        <xs:element name="drm" type="termcap:drmType"/>
        <xs:element name="extendedAVControl" type="xs:boolean"/>
        <xs:element name="mdtf" type="xs:boolean"/>
        <xs:element name="overlayIPbroadcast" type="termcap:overlayType"/>
        <xs:element name="overlaylocaltuner" type="termcap:overlayType"/>
        <xs:element name="parentalcontrol" type="termcap:parentalControlType"/>
        <xs:element name="pollingNotifications" type="xs:boolean"/>
        <xs:element name="presenceMessaging" type="xs:boolean"/>
        <xs:element name="recording" type="termcap:pvrType"/>
        <xs:element name="remote_diagnostics" type="xs:boolean"/>
        <xs:element name="video_broadcast" type="termcap:videoBroadcastType"/>

        <!-- HbbTV 2.0.0 was withdrawn, so elements are listed
          under HbbTV 2.0.1 instead -->

        <!-- Introduced in OIPF 2.3 (part of HbbTV 2.0.1) -->
        <xs:element name="hibernateMode" type="xs:boolean"/>
        <xs:element name="html5_media" type="xs:boolean"/>
        <xs:element name="playbackControl" type="termcap:playbackType"/>
        <xs:element name="remoteControlFunction" type="xs:boolean"/>
        <xs:element name="telephony_services" type="termcap:telephonyServicesType"/>
        <xs:element name="temporalClipping" type="termcap:hasCapability"/>
        <xs:element name="wakeupApplication" type="xs:boolean"/>
        <xs:element name="wakeupOITF" type="xs:boolean"/>
        <xs:element name="widgets" type="xs:boolean"/>

        <!-- Introduced in HbbTV 2.0.1 -->
        <xs:element name="graphicsPerformance"
type="termcap:graphicsPerformanceType"/>

        <!-- Introduced in HbbTV 2.0.2 -->
        <xs:element name="broadcast" type="xs:anyURI"/>
        <xs:element name="video_display_format"
type="termcap:videoDisplayFormatType"/>

        <!-- Introduced in HbbTV 2.0.3 -->
        <xs:element name="display_size" type="termcap:displaySizeType"/>
        <xs:element name="audio_system" type="termcap:audioSystemType"/>
        <xs:element name="html5_media_variable_rate"
type="termcap:html5MediaVariableRateType"/>

        <!-- Introduced in HbbTV 2.0.4 -->
        <xs:element name="json_rpc_server" type="termcap:jsonRpcServerType"/>

        <!-- For future compatibility and 3rd party extensions -->
        <xs:any namespace="##any" processContents="lax"/>
      </xs:choice>
    </xs:extension>
  </xs:complexContent>
</xs:complexType>

<xs:complexType name="fontFormatType">
  <xs:simpleContent>
    <xs:extension base="termcap:fontFormatType">
      <!-- For future compatibility -->
      <xs:anyAttribute namespace="##targetNamespace" processContents="lax"/>
    </xs:extension>
  </xs:simpleContent>
</xs:complexType>

```

```

        </xs:extension>
      </xs:simpleContent>
    </xs:complexType>

    <xs:complexType name="securityType">
      <xs:simpleContent>
        <xs:extension base="termcap:securityType">
          <!-- For future compatibility -->
          <xs:anyAttribute namespace="##targetNamespace" processContents="lax"/>
        </xs:extension>
      </xs:simpleContent>
    </xs:complexType>

    <xs:complexType name="downloadType">
      <xs:simpleContent>
        <xs:extension base="termcap:downloadType">
          <xs:attribute name="manageDownloads" type="termcap:manageDownloadsType"
default="none"/>
          <!-- For future compatibility -->
          <xs:anyAttribute namespace="##targetNamespace" processContents="lax"/>
        </xs:extension>
      </xs:simpleContent>
    </xs:complexType>

    <xs:complexType name="mimeExtensionType">
      <xs:simpleContent>
        <xs:extension base="termcap:mimeExtensionType">
          <!-- For future compatibility -->
          <xs:anyAttribute namespace="##targetNamespace" processContents="lax"/>
        </xs:extension>
      </xs:simpleContent>
    </xs:complexType>

    <xs:complexType name="audioProfileType">
      <xs:complexContent>
        <xs:extension base="termcap:audioProfileType">
          <xs:attribute name="DRMSystemID" type="xs:string"/>

          <!-- Introduced in HbbTV 2.0.1 -->
          <xs:attribute name="sync_tl" type="termcap:sync_tl_type" use="optional"/>

          <!-- For future compatibility -->
          <xs:anyAttribute namespace="##targetNamespace" processContents="lax"/>
        </xs:extension>
      </xs:complexContent>
    </xs:complexType>

    <xs:complexType name="videoProfileType">
      <xs:complexContent>
        <xs:extension base="termcap:videoProfileType">
          <xs:attribute name="DRMSystemID" type="xs:string"/>

          <!-- Introduced in HbbTV 2.0.1 -->
          <xs:attribute name="sync_tl" type="termcap:sync_tl_type" use="optional"/>
          <xs:attribute name="hdr" type="xs:anyURI" use="optional"/>

          <!-- For future compatibility -->
          <xs:anyAttribute namespace="##targetNamespace" processContents="lax"/>
        </xs:extension>
      </xs:complexContent>
    </xs:complexType>

  </xs:redefine>

  <!-- End CEA-with-OIPF-and-HbbTV-mods -->
  <!-- ***** -->

  <!-- ***** -->
  <!-- Start OIPF-with-HbbTV-mods -->

```

```

<!-- Note: We don't reference the OIPF schema, we just copy-paste it
in here. This avoids having multiple namespaces.
-->

<!--ADDED: type definitions for the new elements defined in Section 9.3 of the
Open IPTV forum Volume 5 Declarative Application Environment Release 2 specification
-->
<xs:simpleType name="manageDownloadsType">
  <xs:restriction base="xs:string">
    <xs:enumeration value="none"/>
    <xs:enumeration value="initiator"/>
    <xs:enumeration value="samedomain"/>
    <xs:enumeration value="all"/>
  </xs:restriction>
</xs:simpleType>

<xs:simpleType name="manageRecordingsType">
  <xs:restriction base="xs:string">
    <xs:enumeration value="none"/>
    <xs:enumeration value="initiator"/>
    <xs:enumeration value="samedomain"/>
    <xs:enumeration value="all"/>
  </xs:restriction>
</xs:simpleType>

<xs:complexType name="videoBroadcastType">
  <xs:attribute name="type" type="xs:string" use="required"/>
  <xs:attribute name="transport" type="xs:string"/>
  <xs:attribute name="nrstreams" type="xs:unsignedInt" default="1"/>
  <xs:attribute name="scaling" type="termcap:scalingType" default="arbitrary"/>
  <xs:attribute name="minSize" type="xs:unsignedInt" default="0"/>
  <xs:attribute name="postList" type="xs:boolean" default="false"/>

  <!-- Introduced in OIPF 2.3 (part of HbbTV 2.0.1) -->
  <xs:attribute name="networkTimeshift" type="xs:boolean" default="false"/>
  <xs:attribute name="localTimeshift" type="xs:boolean" default="false"/>

  <!-- For future compatibility -->
  <xs:anyAttribute namespace="##targetNamespace" processContents="lax"/>
</xs:complexType>

<xs:complexType name="pvrType">
  <xs:simpleContent>
    <xs:extension base="xs:boolean">
      <xs:attribute name="ipBroadcast" type="xs:boolean" default="false"/>
      <xs:attribute name="manageRecordings" type="termcap:manageRecordingsType"
default="none"/>
      <xs:attribute name="postList" type="xs:boolean" default="false"/>

      <!-- Introduced in OIPF 2.3 (part of HbbTV 2.0.1) -->
      <xs:attribute name="HAS" type="xs:boolean" default="false"/>
      <xs:attribute name="DASH" type="xs:boolean" default="false"/>

      <!-- For future compatibility -->
      <xs:anyAttribute namespace="##targetNamespace" processContents="lax"/>
    </xs:extension>
  </xs:simpleContent>
</xs:complexType>

<xs:complexType name="parentalControlType">
  <xs:simpleContent>
    <xs:extension base="xs:boolean">
      <xs:attribute name="schemes" type="xs:string"/>

      <!-- For future compatibility -->
      <xs:anyAttribute namespace="##targetNamespace" processContents="lax"/>
    </xs:extension>
  </xs:simpleContent>
</xs:complexType>

<xs:complexType name="metadataType">
  <xs:simpleContent>

```

```

    <xs:extension base="xs:boolean">
      <xs:attribute name="type" type="xs:string"/>

      <!-- For future compatibility -->
      <xs:anyAttribute namespace="##targetNamespace" processContents="lax"/>
    </xs:extension>
  </xs:simpleContent>
</xs:complexType>

<xs:complexType name="drmType">
  <xs:simpleContent>
    <xs:extension base="xs:string">
      <xs:attribute name="DRMSystemID" type="xs:string" use="required"/>
      <xs:attribute name="protectionGateways" type="xs:string" default=""/>

      <!-- For future compatibility -->
      <xs:anyAttribute namespace="##targetNamespace" processContents="lax"/>
    </xs:extension>
  </xs:simpleContent>
</xs:complexType>

<!-- Introduced in OIPF 2.3 (part of HbbTV 2.0.1) -->
<xs:complexType name="telephonyServicesType">
  <xs:simpleContent>
    <xs:extension base="xs:boolean">
      <xs:attribute name="video" type="xs:boolean" default="false"/>

      <!-- For future compatibility -->
      <xs:anyAttribute namespace="##targetNamespace" processContents="lax"/>
    </xs:extension>
  </xs:simpleContent>
</xs:complexType>

<!-- Introduced in OIPF 2.3 (part of HbbTV 2.0.1) -->
<xs:complexType name="playbackType">
  <xs:simpleContent>
    <xs:extension base="xs:boolean">
      <xs:attribute name="type" type="xs:string"/>

      <!-- For future compatibility -->
      <xs:anyAttribute namespace="##targetNamespace" processContents="lax"/>
    </xs:extension>
  </xs:simpleContent>
</xs:complexType>

<!-- Introduced in OIPF 2.3 (part of HbbTV 2.0.1) -->
<xs:complexType name="hasCapability">
  <!-- For future compatibility -->
  <xs:anyAttribute namespace="##targetNamespace" processContents="lax"/>
</xs:complexType>

<!-- End OIPF-with-HbbTV-mods -->
<!-- ***** -->

<!-- ***** -->
<!-- Start HbbTV-defined -->

<!-- Introduced in HbbTV 2.0.1 -->
<xs:simpleType name="sync_tl_type">
  <xs:list itemType="termcap:sync_tl_values_type"/>
</xs:simpleType>

<!-- Introduced in HbbTV 2.0.1 -->
<xs:simpleType name="sync_tl_values_type">
  <xs:restriction base="xs:string">
    <xs:enumeration value="pts"/>
    <xs:enumeration value="ct"/>
    <xs:enumeration value="temi"/>
    <xs:enumeration value="dash_pr"/>
  </xs:restriction>

```

```

</xs:simpleType>

<!-- Introduced in HbbTV 2.0.1 -->
<xs:complexType name="graphicsPerformanceType">
  <xs:attribute name="level" type="xs:string"/>

  <!-- For future compatibility -->
  <xs:anyAttribute namespace="##targetNamespace" processContents="lax"/>
</xs:complexType>

<!-- Introduced in HbbTV 2.0.2 -->
<xs:simpleType name="colorimetryListType">
  <xs:list itemType="termcap:colorimetryType"/>
</xs:simpleType>

<!-- Introduced in HbbTV 2.0.2 -->
<xs:simpleType name="colorimetryType">
  <xs:restriction base="xs:string">
    <xs:enumeration value="bt709"/>
    <xs:enumeration value="bt2020"/>
  </xs:restriction>
</xs:simpleType>

<!-- Introduced in HbbTV 2.0.2 -->
<xs:complexType name="videoDisplayFormatType">
  <xs:attribute name="width" type="xs:integer" use="required"/>
  <xs:attribute name="height" type="xs:integer" use="required"/>
  <xs:attribute name="frame_rate" type="xs:integer" use="required"/>
  <xs:attribute name="bit_depth" type="xs:integer" use="required"/>
  <xs:attribute name="colorimetry" type="termcap:colorimetryListType" use="required"/>

  <!-- For future compatibility -->
  <xs:anyAttribute namespace="##targetNamespace" processContents="lax"/>
</xs:complexType>

<!-- Introduced in HbbTV TA -->
<xs:complexType name="taType">
  <xs:sequence minOccurs="0" maxOccurs="unbounded">
    <xs:element name="profile" type="xs:anyURI"/>
  </xs:sequence>
  <xs:attribute name="version" type="termcap:versionType" use="required"/>
  <xs:attribute name="broadcastTimelineMonitoring" type="xs:boolean" use="required"/>
  <xs:attribute name="GOPIndependentSwitchToBroadcast" type="xs:boolean" use="required"/>

  <!-- For future compatibility -->
  <xs:anyAttribute namespace="##targetNamespace" processContents="lax"/>
</xs:complexType>

<!-- Introduced in HbbTV TA -->
<xs:simpleType name="versionType">
  <xs:restriction base="xs:string">
    <xs:pattern value="[1-9][0-9]*\.[1-9][0-9]*\.[1-9][0-9]*"/>
  </xs:restriction>
</xs:simpleType>

<!-- Introduced in HbbTV ADB2 and modified in later versions of ADB -->

<xs:complexType name="hdmiType">
  <xs:attribute name="broadbandOverlay" type="xs:boolean" use="required"/>
  <xs:attribute name="monitoringAWMWhilePlayingBroadband" type="xs:boolean" use="required"/>
  <xs:attribute name="monitoringVWMWhilePlayingBroadband" type="xs:boolean" use="required"/>

  <xs:attribute name="scaling" type="xs:boolean" use="required"/>

  <!-- For future compatibility -->
  <xs:anyAttribute namespace="##targetNamespace" processContents="lax"/>
</xs:complexType>

<!-- Introduced in HbbTV 2.0.3 -->
<xs:simpleType name="measurementType">
  <xs:restriction base="xs:string">
    <xs:enumeration value="built-in"/>
    <xs:enumeration value="hdmi-accurate"/>
    <xs:enumeration value="hdmi-other"/>
  </xs:restriction>

```

```

    </xs:restriction>
  </xs:simpleType>
  <xs:complexType name="displaySizeType">
    <xs:attribute name="width" type="xs:integer" use="required"/>
    <xs:attribute name="height" type="xs:integer" use="required"/>
    <xs:attribute name="measurement_type" type="termcap:measurementType" use="required"/>
    <!-- For future compatibility -->
    <xs:anyAttribute namespace="##targetNamespace" processContents="lax"/>
  </xs:complexType>

  <!-- Introduced in HbbTV 2.0.3 and extended by ADB2+TA and HbbTV 2.0.4-->
  <xs:complexType name="audioSystemType">
    <xs:attribute name="audio_output_format" type="termcap:audioOutputType"
      use="required"/>
    <xs:attribute name="audio_output_interface" type="termcap:audioOutputInterfaceType"
      use="required"/>

    <!-- The following two attributes are conditional mandatory depending on
audio_output_interface -->
    <xs:attribute name="hdmi_audio_pcm" type="xs:boolean" use="optional"/>
    <xs:attribute name="audio_system_between_TV_and_STB" type="xs:boolean" use="optional"/>

    <!-- Introduced in HbbTV 2.0.4 -->
    <xs:attribute name="pass_through" type="xs:boolean" use="required"/>

    <!-- For future compatibility -->
    <xs:anyAttribute namespace="##targetNamespace" processContents="lax"/>
  </xs:complexType>
  <xs:simpleType name="audioOutputType">
    <xs:restriction base="xs:string">
      <xs:enumeration value="stereo"/>
      <xs:enumeration value="multichannel"/>
      <xs:enumeration value="multichannel-preferred"/>
    </xs:restriction>
  </xs:simpleType>

  <xs:simpleType name="audioOutputInterfaceType">
    <xs:restriction base="xs:string">
      <xs:enumeration value="local"/>
      <xs:enumeration value="hdmi-arc-sac"/>
      <xs:enumeration value="disabled"/>
      <xs:enumeration value="other"/>
    </xs:restriction>
  </xs:simpleType>

  <xs:complexType name="html5MediaVariableRateType">
    <xs:attribute name="min" type="xs:double" use="required"/>
    <xs:attribute name="max" type="xs:double" use="required"/>
    <!-- For future compatibility -->
    <xs:anyAttribute namespace="##targetNamespace" processContents="lax"/>
  </xs:complexType>

  <!-- Introduced in HbbTV 2.0.4 -->
  <xs:complexType name="jsonRpcServerType">
    <xs:attribute name="url" type="xs:anyURI" use="required"/>
    <xs:attribute name="version" type="xs:string" use="required"/>
    <!-- For future compatibility -->
    <xs:anyAttribute namespace="##targetNamespace" processContents="lax"/>
  </xs:complexType>

  <!-- End HbbTV-defined -->
  <!-- ***** -->
</xs:schema>

```

A.2.16 Graphics performance

The following modifications to clause 12.1 of the OIPF DAE specification [1] shall apply:

- Clause 12.1.7 is not included in the present document.

- The second paragraph of clause 12.1.3 is modified by the addition of the underlined text:

"Values in this table indicate the number of elements of the specified target being animated simultaneously and updated at 25 Hz. The number is expressed as a power of 2, i.e. a value of 3 SHALL mean 4 simultaneous animations, a value of 5 SHALL mean 16 simultaneous animations."

- Table 17 "Minimum 2D graphics performance" of [1] is modified as follows:

Target for the CSS Property	CSS Property being animated	Test	Level 1	Level 2	
Frame	background-color	2d/frame-color	3	5	
	background-color, opacity	2d/frame-color-alpha	3	5	
	left, top	2d/frame-left-top	3	5	
	opacity	2d/frame-opacity	3	5	
	transform: rotate	2d/frame-rotate	No requirement	5	
	transform: scale	2d/frame-scale	3	5	
	transform: skew	2d/frame-skew	No requirement	5	
	transform: matrix	2d/frame-matrix	No requirement	5	
	border-radius	2d/frame-border-radius	3	5	
	width, height	2d/frame-width-height	3	5	
Image	linear-gradient	2d/frame-linear-gradient	3	5	
	left, top	2d/image-top-left	3	5	
	opacity	2d/image-opacity	3	5	
	transform: rotate	2d/image-rotate	No requirement	5	
	transform: scale	2d/image-scale	3	5	
	transform: skew	2d/image-skew	No requirement	5	
	transform: matrix	2d/image-matrix	No requirement	5	
	Text	left, top	2d/text-left-top	3	5
		opacity	2d/text-opacity	3	5
		transform: rotate	2d/text-rotate	No requirement	5
transform: scale		2d/text-scale	3	5	
transform: skew		2d/text-skew	No requirement	5	
text-shadow		2d/text-emboss	3	5	

Graphics performance is defined at the default graphics resolution of a terminal that is used for applications that do not signal support of higher resolution graphics using a graphics constraints descriptor in the AIT or a graphics constraints element in the XML AIT (see clause 7.2.3.1). Applications that signal support for higher resolutions may see reduced graphics performance on terminals that support that resolution.

A.2.17 Notification of change of components

The video/broadcast and A/V Control object shall be extended with the following property.

<p><code>function onComponentChanged</code></p> <p>This function is called when there is a change in the set of components in the current stream, i.e. the set of all components that would be returned by the <code>getComponents()</code> method.</p> <p>The specified function is called with one argument:</p> <ul style="list-style-type: none"> <code>Integer componentType</code> - The type of component for which there has been a change in the current stream, as represented by one of the constant values listed in clause 7.16.5.1.1 of the OIPF DAE specification [1]. If there has been a change for more than one type of component, this argument will take the value undefined.

The video/broadcast and A/V Control object shall be extended with the following event.

Intrinsic event	Corresponding DOM 2 event	DOM 2 Event properties
onComponentChanged	ComponentChanged	Bubbles: No Cancelable: No Context Info: componentType

A.2.18 Clarification regarding the reserve() method of the application/oipfDownloadManager object

The following rules and clarifications shall apply to the `reserve()` method of the `application/oipfDownloadManager` embedded object.

In all cases, if a call to the `reserve()` method does not succeed (i.e. if the return status is other than `RESERVE_OK`), this call shall have no effect. Any prior reservation is kept unchanged.

NOTE: The `oipfDownloadManager` object is likely to be removed in the next revision of the present document.

A.2.19 Correction to the registerDownloadURL() method

In clause 7.4.1.1 of the OIPF DAE specification [1], the definition of the `registerDownloadURL()` method shall be superseded by the following definition.

String registerDownloadURL(String URL, String contentType, Date downloadStart, Integer priority)	
Description	<p>This method triggers the terminal to initiate a download of the content pointed to by the URL and the given content type.</p> <p>The <code>contentType</code> argument SHALL reflect the expected type of content returned by the content server when connecting to the URL. The <code>contentType</code> can be used to evaluate if the content type is part of the list of accepted content types of the terminal. For example, if the terminal does not support content type "video/MP2T", then the <code>registerDownloadURL()</code> method could return undefined to indicate this to the application in advance of the download.</p> <p>If <code>contentType</code> has value "application/vnd.oipf.ContentAccessDownload+xml", the method SHALL return a download identifier, after which the terminal SHALL immediately fetch the Content Access Download Descriptor. In cases where the Content Access Download Descriptor is not accepted by the terminal, the <code>state</code> property of the download shall be immediately changed to the value 8 ('Failed') and the <code>reason</code> property shall be set to 4 ('Other reason'). Otherwise, the same SHALL happen as if <code>registerDownload()</code> as defined in clause 4.6.3.1 with the given Content Access Download Descriptor as argument was called. The <code>downloadStart</code> argument only applies to the individual <code>Download</code> objects described by the Content Access Download Descriptor and SHALL NOT apply to the retrieval of the Content Access Download Descriptor itself.</p> <p>Note that if the Content Access Download Descriptor contains multiple content items to be downloaded, the associated <code>Download</code> objects for each of these content items SHALL have the same value for the <code>id</code> property. The associated <code>Download</code> objects can be retrieved through the <code>createFilteredList()</code> method as defined in clause 7.4.3.3.</p> <p>Returns a <code>String</code> value representing a unique identifier to identify the download, if the given arguments are acceptable by the terminal to trigger a download. If the terminal supports the <code>application/oipfDownloadManager</code> as specified in clause 7.4.3, this SHALL be the value of the <code>id</code> attribute of the associated <code>Download</code> object(s).</p> <p>The terminal SHALL guarantee that download identifiers are unique in relation to recording identifiers and <code>CODAsset</code> identifiers.</p> <p>The method returns <code>undefined</code> if the given arguments are not acceptable by the terminal to trigger a download.</p>

Arguments	URL	The URL from which the content can be fetched.
	contentType	The type of content referred to by the URL attribute. The <code>contentType</code> can be used to evaluate if the content type is part of the list of supported content types of the terminal.
	downloadStart	Optional argument indicating the time at which the download should be started. If the argument is not included, or takes a value of null then the download should start as soon as possible.
	priority	Optional argument indicating the relative priority of the download with respect to other downloads registered by the same organization as the calling application. Higher values indicate a higher priority. If the argument is not included then a priority of 0 shall be assigned.

A.2.20 Extensions to the Configuration class

A.2.20.1 Extensions to Represent Subtitle Presentation

This class shall be extended with the following additional property.

<code>readonly Boolean subtitlesEnabled</code>
Shall be set to <code>false</code> if subtitles are disabled by the terminal. When set to <code>false</code> , subtitle components that are selected using a video/broadcast object, A/V control object or HTML5 media element will not be presented. See also clause 10.2.7.

A.2.20.2 Extensions for time-shift

The following property is added to the `Configuration` class.

<code>readonly Boolean timeShiftSynchronized</code>
Returns a boolean indicating if the terminal is capable of maintaining synchronization between applications and A/V components during time-shift. A definition of synchronization between applications and A/V components can be found in clause 6.2.2.4.

A.2.20.3 Extensions to represent audio description presentation

This class shall be extended with the following additional property.

<code>readonly Boolean audioDescriptionEnabled</code>
Shall be set to <code>false</code> if audio description is disabled by the terminal, otherwise shall be set to <code>true</code> . If set to <code>false</code> , applications should not enable audio description using the component selection API of the supported media objects i.e. A/V Control object, video/broadcast object and HTML5 media elements.

A.2.20.4 Extensions for access to network IDs

This class shall be extended with the following additional property.

<code>readonly Number dtt_network_ids[]</code>
Returns the ordered list of DVB <code>network_ids</code> from the DTT channels, if any, that are included in the terminal's channel list.
If the terminal does not have a DTT receiver or no DTT channels are present in the channel list then the property shall be <code>undefined</code> .

A.2.20.5 Extensions for distinctive identifiers

The following property is added to the `Configuration` class.

<code>readonly String deviceId</code>	
NOTE 1: This property is named <code>deviceId</code> for historical reasons but it does not return a permanent identifier for the device.	
Returns either a string representing a distinctive identifier that is unique for the combination of the terminal and the HTML document origin or a status code. The distinctive identifier shall use a character set that is restricted to alphanumeric characters and the hyphen. The status code shall be a number preceded by the '#' character.	
Valid status codes are:	
Status code	Description
#1	The terminal is configured to request explicit user approval for this application. The application may call <code>requestAccessToDistinctiveIdentifier</code> to obtain such approval even if this method has previously been called and the user did not grant access.
#2	Access to the distinctive identifier is denied explicitly by the user following a previous call by the application to <code>requestAccessToDistinctiveIdentifier</code> . Further calls to <code>requestAccessToDistinctiveIdentifier</code> do not result in the user being asked again for approval. This is for use by terminals that restrict the number of times that an application may call this method.
#3	Access to the distinctive identifier is denied in accordance with the user option setting - see clause 12.1.5).
#4	Access to the distinctive identifier is denied by the terminal manufacturer, e.g. because the application provider and the terminal manufacturer have not entered into a suitable agreement covering such access.
#5	Access to the distinctive identifier is denied as the application has not yet been activated.
NOTE 2: Other status codes may be defined in future versions of the present document.	
The value of this property may change after a call to <code>requestAccessToDistinctiveIdentifier</code> , a change to the user option, a request by the user to generate a new distinctive identifier or some other event.	

The following method is added to the `Configuration` class.

```
requestAccessToDistinctiveIdentifier(function callback)
```

Description	<p>Calls the callback with <code>true</code> as the first argument if the <code>deviceId</code> property contains a distinctive identifier, otherwise calls the callback with <code>false</code> as the first argument. This callback takes place either immediately or after a user interaction according to the following rules.</p> <p>Calls to this method while a callback is outstanding shall be ignored.</p> <p>If this method is supported, the terminal shall provide some native UI that requests the user to grant access to the distinctive identifier for the calling application. The terminal may persistently store the user response between invocations of the application.</p> <p>If the <code>deviceId</code> property contains the value "#1", the terminal shall display this native UI when this method is called. The callback shall be called only after the UI is removed and the argument shall reflect the updated state of the <code>deviceId</code> property following the interaction with the user. This method call shall not block while the UI is displayed.</p> <p>If the <code>deviceId</code> property contains a different status code, the terminal shall not display the native UI and shall immediately call the callback with <code>false</code> as the first argument.</p> <p>If the <code>deviceId</code> property already contains a distinctive identifier, the terminal shall not display the native UI and shall immediately call the callback with <code>true</code> as the first argument.</p>
-------------	--

A.2.20.6 Extensions for audio and subtitle languages

The following properties are added to the `Configuration` class.

String preferredAudioLanguage47
A comma-separated set of languages to be used for audio playback, in order of preference. Each language shall be indicated by its language code as defined according to IETF BCP 47 - IETF RFC 4647 [100] and IETF RFC 5646 [101].

String preferredSubtitleLanguage47
A comma-separated set of languages to be used for subtitle playback, in order of preference. Each language shall be indicated by its language code as defined according to IETF BCP 47 - IETF RFC 4647 [100] and IETF RFC 5646 [101].

A.2.21 Void

A.2.22 Modifications to clause 8.4.2

The following modifications shall be applied to clause 8.4.2 of the OIPF DAE specification [1]:

- In the row of the table for the type property, in the columns for MPEG-2 transport streams, the following item shall be extended as shown underlined:

A value of 0x03 or 0x04 or 0x11 in the `stream_type` field in the PMT -> AUDIO.

A.2.23 AVAudioComponent

In clause 7.16.5.4.1 of the OIPF DAE specification [1], the definition of the `audioChannels` property shall be extended as shown:

Indicates the number of main channels present in this stream (e.g. 2 for stereo, 5 for 5.1, 7 for 7.1). Potentially available low frequency effects channels are not included in this indication.

NOTE: Some properties of the `AVAudioComponent` class are deprecated for instances returned from an A/V control object - both ones defined in the class itself and ones defined in the parent `AVComponent` class. See clause L.5.

A.2.24 Modifications to clause 7.10.1.1 and references to it

In clause 7.10.1.1 of the OIPF DAE specification [1]:

Firstly the description of the `getScheduledRecordings()` method is modified as shown:

<code>ScheduledRecordingCollection getScheduledRecordings()</code>	
Description	Returns a subset of all the those recordings that are scheduled but which have not yet started and which were scheduled by an application from the same origin as the caller. The subset SHALL include only scheduled recordings that were scheduled using a service from the same FQDN as the domain of the service that calls the method.

Secondly the description of the `remove()` method is modified as shown:

<code>void remove(ScheduledRecording recording)</code>	
Description	<p>Remove a recording.</p> <p>For non-privileged applications, recordings SHALL only be removed when they are scheduled but not yet started and the recording was scheduled by the current service.</p> <p>Recordings SHALL only be removed when they are scheduled but not yet started. <u>Additionally for terminals with the attribute <code>manageRecordings</code> set in the <code><recording></code> element of their capabilities set to "samedomain", recordings shall only be removed when the recording was scheduled by applications from the same origin as the caller.</u></p> <p>As with the <code>record()</code> method, only the <code>programmeID</code> property of the scheduled recording SHALL be used to identify the scheduled recording to remove where this property is available. The other data contained in the scheduled recording SHALL NOT be used when removing a recording scheduled using methods other than <code>recordAt()</code>. For recordings scheduled using <code>recordAt()</code>, the data used to identify the recording to remove is implementation dependent.</p> <p>If the <code>programmeIDType</code> property has the value <code>ID_TVA_GROUP_CRID</code> then the OITF SHALL cancel the recording of the specified group.</p> <p>If an A/V Control object is presenting the indicated recording then the state of the A/V Control object SHALL be automatically changed to 6 (the error state).</p>
Arguments	<code>recording</code> The recording to be removed

Thirdly the `getInProgressRecordings()` method is added as shown:

<code>ScheduledRecordingCollection getInProgressRecordings()</code>	
Description	Returns those recordings that are currently in progress (i.e. those where recording has started but has not yet completed) and which were scheduled by an application from the same origin as the caller.

In clause 9.3.3 of the OIPF DAE specification [1], the following two modifications are made as shown:

- The Boolean attribute `manageRecordings` specifies whether or not the OITF supports managing recordings through the JavaScript APIs defined in sections 7.10.4 and 7.10.1 of the OIPF DAE specification [1].
- "samedomain": indicates that recordings initiated by applications from the same ~~fully-qualified domain~~ origin may be managed.

Support for CRIDs is outside the scope of the present document.

A.2.25 Modifications to content download descriptor and content access streaming descriptor

The following extension of the Content Access Download Descriptor and Content Access Streaming Descriptor shall be supported.

```
<?xml version="1.0" encoding="UTF-8"?>
<xs:schema xmlns:xs="http://www.w3.org/2001/XMLSchema"
  targetNamespace="urn:hbbtv:CAD:2014"
  xmlns:hbbtv="urn:hbbtv:CAD:2014"
  xmlns:oipf1="urn:oipf:iptv:ContentAccessDownloadDescriptor:2008-1"
  xmlns:oipf2="urn:oipf:iptv:ContentAccessStreamingDescriptor:2008-1"

  elementFormDefault="qualified"
  attributeFormDefault="unqualified">
<xs:import namespace="urn:oipf:iptv:ContentAccessDownloadDescriptor:2008-1"
  schemaLocation="oipf\iptv-ContentAccessDownloadDescriptor.xsd"/>
<xs:import namespace="urn:oipf:iptv:ContentAccessStreamingDescriptor:2008-1"
  schemaLocation="oipf\iptv-ContentAccessStreamingDescriptor.xsd"/>
<xs:complexType name="DownloadContItemType">
  <xs:complexContent>
    <xs:extension base="oipf1:ContItemType">
      <xs:sequence>
        <xs:element name="DownloadableFont" type="hbbtv:DownloadableFontType"
          minOccurs="0" maxOccurs="unbounded"/>
        <xs:element name="CICAMPlayerPreferred" minOccurs="0" maxOccurs="1"/>
      </xs:sequence>
    </xs:extension>
  </xs:complexContent>
</xs:complexType>
<xs:complexType name="StreamingContItemType">
  <xs:complexContent>
    <xs:extension base="oipf2:ContItemType">
      <xs:sequence>
        <xs:element name="DownloadableFont" type="hbbtv:DownloadableFontType"
          minOccurs="0" maxOccurs="unbounded"/>
      </xs:sequence>
    </xs:extension>
  </xs:complexContent>
</xs:complexType>
<xs:complexType name="DownloadableFontType">
  <xs:simpleContent>
    <xs:extension base="xs:anyURI">
      <xs:attribute name="font-family" use="required" type="xs:string"/>
      <xs:attribute name="mime-type" use="required" type="xs:string"/>
      <xs:attribute name="essential" use="optional" type="xs:boolean" default="false"/>
    </xs:extension>
  </xs:simpleContent>
</xs:complexType>
</xs:schema>
```

The DownloadableFontType attributes are defined as follows:

- **font-family:** the terminal shall use the downloadable font if the font used in an EBU-TT-D document matches this font-family.
- **mime-type:** font formats are identified by a mime-type as listed in ETSI TS 103 285 [45].
- **essential:** defines whether the downloadable font is essential to render the subtitles.

The text content of the DownloadableFontType signals the HTTP download location of the font file. Multiple <DownloadableFont> elements may be present to signal different formats of the same font family using the @font-family attribute. The terminal shall use the @mime-type attribute to choose a supported format.

The CICAMPlayerPreferred element indicates if the HbbTV® terminal shall give preference when playing back the content to a CICAM player (as defined in clause 11.4.5 and annex K of the present document) if one is present.

A.2.26 Correction to the ApplicationPrivateData class

In clause 7.2.4.1 of the OIPF DAE specification [1], the definition of the property `currentChannel` is changed as shown:

For a broadcast-related application, the value of the property contains the channel whose AIT is currently controlling the lifecycle of this application. If ~~no channel is being presented~~, or if the application is not broadcast-related, the value of this property shall be null. During a channel change, the value of the property shall reflect the new channel once a `ChannelChangeSucceeded` event has been sent to any registered listeners on the corresponding video/broadcast object.

NOTE: If the terminal does not acquire the AIT signalling for the new channel until after the `ChannelChangeSucceeded` event has been generated then an application that is not allowed to survive the channel change will see the new value for a short time before it is stopped.

A.2.27 Extensions to the application/oipfDrmAgent embedded object

This object shall be extended with the following additional method.

Boolean setActiveDRM(String DRMSystemID)	
Description	<p>Sets the DRM system, specified by <code>DRMSystemID</code>, that the terminal shall use with any new requests for playing protected broadband content. Any other DRM systems present in the terminal shall not be used with new requests until this method is called again or the application stops for any reason, even if this means playback of content fails.</p> <p>If the method is called with the <code>DRMSystemID</code> set to null, the algorithm used by the terminal to determine which DRM to use is outside the scope of the present document. The value <code>true</code> shall always be returned in this case. This shall be the default state if no calls to this method have been made.</p> <p>A call to this method with <code>DRMSystemID</code> set to "urn:hbbtv:oipfdrm:inactive" shall disable the use of all DRM systems in response to requests to play protected broadband content with the exception that the operation of the EME API is not affected (see clause B.3). Methods on the <code>oipfDrmAgent</code> object may still be called in this state, though depending on the DRM system, some uses of <code>sendDRMMessage</code> may fail. Protected broadband content may still play if suitable keys or licences are provided using the EME API.</p> <p>If for any reason the terminal is unable to set the specified DRM system as requested, the method shall return <code>false</code>, otherwise it shall return <code>true</code>.</p>
Arguments	<p><code>DRMSystemID</code> The DRM system as defined in clause 9.3.10 of the OIPF DAE specification [1] and in Table 9 ("DRMControlInformation Type Semantics") of the OIPF Metadata specification [18].</p>

A.2.28 Clarification of encoding of DVB-SI parental ratings

The DVB parental rating scheme is represented in a `ParentalRating` object by setting the scheme property to "dvb-si". The contents of the `ParentalRating` object are determined by the DVB `parental_rating_descriptor`, as defined in clause 8.4.4 of DAE [1]. The relationship between the rating field in the DVB `parental_rating_descriptor` and the `ParentalRating` object name and value properties is shown in Table A.4.

Table A.4: Encoding of parental rating

Value in DVB-SI rating field	ParentalRating name property	ParentalRating value property	Description
0x01	"4"	4	Recommended minimum age is 4 years old
0x02	"5"	5	Recommended minimum age is 5 years old
0x03	"6"	6	Recommended minimum age is 6 years old
0x04	"7"	7	Recommended minimum age is 7 years old
0x05	"8"	8	Recommended minimum age is 8 years old
0x06	"9"	9	Recommended minimum age is 9 years old
0x07	"10"	10	Recommended minimum age is 10 years old
0x08	"11"	11	Recommended minimum age is 11 years old
0x09	"12"	12	Recommended minimum age is 12 years old
0x0A	"13"	13	Recommended minimum age is 13 years old
0x0B	"14"	14	Recommended minimum age is 14 years old
0x0C	"15"	15	Recommended minimum age is 15 years old
0x0D	"16"	16	Recommended minimum age is 16 years old
0x0E	"17"	17	Recommended minimum age is 17 years old
0x0F	"18"	18	Recommended minimum age is 18 years old

A.2.29 Security

A.2.29.1 Risk of tampering with data returned by APIs

Application developers should be aware that some APIs return data that may not be authenticated. In some circumstances an attacker may be able to modify the broadcast signalling from which this data is derived. This particularly applies to the properties and methods of the Channel and Programme classes:

- Applications should be written to be tolerant of values which are outside the expected range without hanging up, locking up or crashing.
- Applications should treat the values returned by `Channel.name`, `Programme.name`, `Programme.description` and `Programme.longDescription` with caution as an attacker may modify the broadcast signalling to include HTML or JavaScript as well as values that are outside the expected set. Applications shall not use the data returned by these properties in a way that would result in them being executed by the browser.
- Applications should treat data returned by the `Programme.getSIDescriptors` method with caution. Applications shall not use this data in a way that would result in that such data being executed by the browser. Applications should be written to be tolerant of values which are outside the expected range without hanging up, locking up or crashing.

A.2.30 Extensions and clarifications to the application/oipfCapabilities embedded object

The properties `extraSDVideoDecodes`, `extraHDVideoDecodes` shall be modified as follows:

- The values returned shall reflect the number of additional streams containing video accompanied by audio that are possible to decode and present. If decoding a video stream is possible but not accompanied by an audio stream then the decoding of that video stream shall not be included in the value returned. Video streams that can be decoded but not presented shall not be included in the value returned.
- If the value returned is non zero then a call to play an A/V Control object or `video/broadcast` object or an HTML5 video element shall not fail due to lack of availability of media decoding resources if the call is made in that same spin of the event loop and if the video to be played is SD (for `extraSDVideoDecodes`) or HD (for `extraHDVideoDecodes`).

The `application/oipfCapabilities` embedded object shall be extended as follows.

readonly Number <code>extraUHDVideoDecodes</code>

This property holds the number of additional streams containing UHD video accompanied by audio that are possible to decode. Depending on the current usage of system resources this value may vary. The value of this property is likely to change if an SD or HD video is started. If decoding a video stream is possible but not accompanied by decoding an audio stream then the decoding of that video stream shall not be included in the value returned. Video streams that can be decoded but not presented shall not be included in the value returned.

If the value returned is non zero then a call to play an A/V Control object or `video/broadcast` object or an HTML5 video element shall not fail due to lack of availability of media decoding resources if the call is made in that same spin of the event loop. Otherwise playing an A/V Control object or `video/broadcast` object or an HTML5 video element may still fail, even if `extraUHDVideoDecodes` was larger than 0 when last read. For A/V Control objects, in case of failure the play state for the A/V Control object shall be set to 6 ('error') with a detailed error code of 3 ('insufficient resources'). For `video/broadcast` objects, in case of failure the play state of the `video/broadcast` object shall be set to 0 ('unrealized') with a detailed error code of 11 ('insufficient resources'). For an HTML5 video element, the request to present media through the media element shall have the `error` attribute set to a `MediaError` with code `MEDIA_ERR_DECODE`.

A.3 Modifications, extensions and clarifications to the Web Media API Snapshot

A.3.0 General

The CTA Web Media API Snapshot [76] shall be supported with the following modifications.

A.3.1 TextTracks and Cues

The following modifications, extensions and clarifications shall apply to the support for TextTracks and Cues:

- For the `HTMLMediaElement.textTracks` property, support for out-of-band tracks is required in addition to support for in-band tracks which is required by that specification.
- `DataCue` (see HTML 5.1 [51]) shall be supported by terminals for DASH events as defined in clause 9.3.2.2 of the present document.

Instances of `TextTrackCue` (or any sub-class) and the methods `addCue()` and `removeCue()` should not be supported for TTML in order to avoid unpredictable interactions with the HbbTV[®] terminal's internal TTML decoder. For example cues being rendered in duplicate.

A.3.2 `getStartDate` in HTML5 media elements

The `getStartDate()` method of HTML5 media elements shall be implemented for MPEG DASH content as defined in clause 9.4.2 of the present document.

A.3.3 Event model

The "keydown", "keypress" and "keyup" events shall be supported including the legacy `charCode` and `keyCode` properties on `KeyboardEvent` defined by clause 7.2 of the W3C UI Events specification and clause 8.3 of the HTML5 specification both as referenced from the CTA Web Media API Snapshot [76].

A minimal version of the `KeyEvent` class as referenced from and modified by annex B of the Open IPTV Release 1 specification [53] shall be supported that includes the key code constants whose names start with "VK_".

NOTE: The `KeyEvent` class has been replaced by the `KeyboardEvent` class as included in CTA Web Media API Snapshot [76]. In recent browsers, the functions pointed to by the properties `onkeydown`, `onkeyup` and `onkeypress` are called with a `KeyboardEvent` instance rather than a `KeyEvent` instance and listeners registered with `addEventListener` using those names are called with a `KeyboardEvent` instance rather than a `KeyEvent` instance. With the additional requirement concerning legacy properties above, the two classes both have properties `shiftKey`, `charCode` and `keyCode`. Hence the only use of the `KeyEvent` class is applications referring to constants such as `KeyEvent.VK_RED`.

For backwards compatibility with earlier versions of the present document, "keypress" events shall be generated even for events that do not produce a character value. The following requirement in the W3C UI events specification (as referenced from the CTA Web Media API Snapshot [76]) does not apply in the present document:

"If supported by a user agent, this event MUST be dispatched when a key is pressed down, if and only if that key normally produces a character value."

A.3.4 Void

A.3.5 Void

A.3.6 Support for volume controls

The requirements for the following elements and properties are modified with respect to the HTML5 specification referenced from the CTA Web Media API Snapshot [76]:

- The `volume` attribute of the `HTMLMediaElement` shall comply with the requirements of clause 10.2.12.

A.3.7 Support for multiple audio tracks

The requirements for the following elements and properties are modified with respect to the HTML5 specification referenced from the CTA Web Media API Snapshot [76]:

- There is no requirement to support multiple simultaneously enabled audio tracks on an HTML5 media element. Enabling a new audio track shall automatically disable the previous one on terminals that are unable to decode multiple audio tracks and mix them.

A.3.8 Fonts

Clause 3.7 of the CTA Web Media API Snapshot [76] requires support for the Web Open Font Format (WOFF) and for the OpenType font format.

Terminals are strongly recommended to employ measures to sanitize downloaded font files to reduce risks arising from font parser vulnerabilities.

NOTE: This may be achieved by use of a font sanitizer [i.13].

Content providers shall ensure that all font files used by HbbTV® Applications strictly conform to the relevant specifications. Non-compliant fonts are likely to be rejected by terminals that employ a font sanitizer.

A.3.9 Support for high resolution graphics

The `devicePixelRatio` property of the `window` interface is defined in the CSSOM View Module referenced from CTA Web Media API Snapshot [76]. The value returned from reading this property shall reflect the physical pixel resolution at which the HbbTV® application is rendered and displayed.

NOTE: The physical pixel resolution may be higher than the logical resolution implied by the HbbTV® application's co-ordinate system as defined in clause 10.2.1.

Table A.5 shows example values for `Window.devicePixelRatio` for commonly used rendering resolutions.

Table A.5: Window.devicePixelRatio values

Graphic Coordinate system	Graphics plane resolution	Value
1 280 x 720	1 280 x 720	1.0
1 280 x 720	1 920 x 1 080	1.5
1 280 x 720	3 840 x 2 160	3.0
1 920 x 1 080	1 920 x 1 080	1.0
3 480 x 2 160	3 480 x 2 160	1.0

If the terminal uses a graphics plane resolution that is greater than the coordinate system resolution, then:

- When an `img` element is used to present an image at a particular target size such that for each axis, the size of the image asset in pixels is less than or equal to the number of device pixels present within the rendering region for the `img` element, the image shall be rendered without loss of resolution.

For example, on a terminal with a rendering resolution of $1\,920 \times 1\,080$ using the standard co-ordinate system resolution of $1\,280 \times 720$, a PNG image of size 150×150 being presented in an `img` element with width and height 100 CSS pixels shall be presented without loss of resolution.

- In general, the algorithm for selecting the most appropriate image source from a `srcset` is outside the scope of the present document. However, when an `img` element has a valid `srcset` attribute that includes an entry with a pixel density descriptor that matches the device pixel ratio, the image source corresponding to that entry shall be selected. Similarly, if the `sizes` attribute is present and an image listed in the `srcset` attribute has an effective pixel density that matches the device pixel ratio, that image shall be selected.

For example, when the standard co-ordinate system of $1\,280 \times 720$ is in use then, when presented with an `img` element with a `srcset` attribute of `"low.png 1x, medium.png 1.5x, high.png 3x"`, a terminal with a rendering resolution of $1\,920 \times 1\,080$ shall select `"medium.png"` as the image source and a terminal with a rendering resolution of $3\,840 \times 2\,160$ shall select `"high.png"`.

Similarly, when the standard co-ordinate system of $1\,280 \times 720$ is in use then, when presented with an `img` element with a `srcset` attribute of `"low.png 640w, medium.png 960w, high.png 1920w"` a `sizes` attribute of `"640px"` and a `width` attribute of `"640"`, a terminal with a rendering resolution of $1\,920 \times 1\,080$ shall select `"medium.png"` as the image source and a terminal with a rendering resolution of $3\,840 \times 2\,160$ shall select `"high.png"`.

Terminals shall not present a co-ordinate system other than $1\,280 \times 720$ CSS pixels to an application unless application support for such a co-ordinate system is indicated by one of the following means:

- a graphics constraints descriptor for the application in the broadcast AIT from which the application was started (see clause 7.2.3.1);
- a graphics constraints element for the application in the XML AIT from which the application was started (see clause 7.2.3.2);
- other per-application metadata available to the terminal outside the scope of the present document.

A.3.10 Web Audio API

The following interfaces from the Web Audio API as referenced from the CTA Web Media API Snapshot [76] shall be supported with the properties and methods listed for each:

- **AudioNode:** `connect`, `disconnect`, `context`, `numberOfInputs`, `numberOfOutputs`, `channelCount`, `channelCountMode`, `channelInterpretation`
- **AudioBufferSourceNode:** `buffer`, `start`, plus the following properties and methods inherited from `AudioScheduledSourceNode`: `stop`, `onended`
- **AudioContext:** the following properties and methods inherited from `BaseAudioContext`: `createBuffer`, `createBufferSource`, `createGain`, `destination`, `sampleRate`, `currentTime`, `decodeAudioData`

- **AudioBuffer:** length, sampleRate, duration, numberOfChannels
- **AudioDestinationNode:** maxChannelCount
- **AudioParam:** value, defaultValue, minValue, maxValue, setValueAtTime, cancelScheduledValues
- **GainNode:** gain

Constructors defined for these interfaces shall also be supported.

For the decodeAudioData method, the requirement that "Audio file data can be in any of the formats supported by the audio or video elements" does not apply. See Table 11 for the required codec support.

A.3.11 Void

A.3.12 Void

A.3.13 Mixed content

Application developers should be aware that HbbTV[®] terminals may implement the W3C Mixed Content specification [i.18] (subject to the requirements in this clause) and should write applications such that they work correctly on such terminals.

An HbbTV[®] terminal that implements the Mixed Content specification [i.18] shall not consider video or audio loaded via <video> or <audio> elements or the A/V control object as blockable content for the purposes of protecting against mixed content.

Regardless of how an HbbTV[®] application was delivered (HTTP, HTTP over TLS ("https:"), object carousel), terminals shall permit them to successfully make WebSocket connections to WebSocket endpoints that have been requested and returned to the application via one of the following APIs from clause 14.5.2:

- `getApp2AppLocalBaseURL`
- `discoverTerminals` (if supported)

NOTE: Care is needed if these endpoints use "localhost" as the stable version of the Mixed Content specification [i.18] defines this to be insecure and hence requires pages loaded from "https" URLs to be blocked from accessing it. This requirement has since been relaxed, particularly where implementations guarantee that "localhost" is always a loopback address and is never sent to DNS servers in the network for resolution [i.28].

A.3.14 Web security improvements

Terminals may implement web security improvements, for example Cross-Origin Read Blocking (CORB) as defined in clause 3.5 of Fetch as referenced from the CTA Web Media API Snapshot [76]. Terminals supporting CORB shall exempt the MIME type application/dash+xml from the CORB check as is done for image/svg+xml.

NOTE: Applications may avoid CORB checks for video and audio elements by using the "crossorigin" attribute with either `crossorigin="anonymous"` or `crossorigin="use-credentials"`.

Applications need to be aware of these improvements and should be prepared for behaviour that fails on desktop browsers to also fail on implementations of the present document even if not explicitly required.

A.3.15 Testing considerations

For the purposes of determining compliance with the Web Media API Snapshot [76], where the HTML5 user agent in the HbbTV[®] terminal is derived from a desktop web browser, terminals are not required to pass web platform test cases that fail on the release of that desktop web browser referenced in the Web Media API Test Suite 2021 [i.29] or any later release of that desktop web browser.

A.3.16 Void

A.3.17 Void

A.3.18 Media fragments

Temporal clipping using normal play time shall be supported as defined in clause 4.2.1 of the Media Fragments URI 1.0 specification as referenced from the CTA Web Media API Snapshot [76].

A.3.19 Notifications

The requirement in clause 3.10 of the Web Media API Snapshot [76] to support the Notifications API does not apply in the present document. If the API is supported then attempts to call it by broadcast-related and broadcast-independent applications shall fail.

NOTE: ETSI TS 103 606 [i.31] includes requirements relating to the use of this API by operator applications.

A.3.20 navigator.cookieEnabled

Activation and deactivation of local persistent storage of cookies and web storage by the user shall be reliably detectable by HbbTV® applications through the `navigator.cookieEnabled` property as defined in the WHATWG living HTML standard [82].

The value returned by `navigator.cookieEnabled` shall be false if and only if all of the following bullets are true:

- the terminal supports deactivating local persistent storage of cookies and web storage; and
- the user has deactivated local persistent storage of cookies and web storage.

Otherwise, `navigator.cookieEnabled` shall be true.

NOTE: Clause 12.1.4 requires that by default persistent storage of cookies and web storage is not deactivated.

Local persistent storage of web storage shall be disabled if and only if local persistent storage of cookies is disabled.

A.3.21 Streams

NOTE: Support for the Fetch specification [i.24] as required by Web Media API Snapshot [76] requires support for the `ReadableStream` class defined in the Streams specification [i.32] along with its dependencies.

A.3.22 CSS Transformations and video elements

Applying CSS transforms to video elements shall be supported where the transform meets the following constraints:

- The transform subjects the video element to pure 2D translation and scaling, i.e. only those combinations of transforms for which the video element's current transformation matrix (see clause 3, "The Transform Rendering Model", of CSS Transforms [i.37] as referenced from the CTA Web Media API Snapshot [76]) is of the form:

$$\begin{matrix} a & 0 & 0 & e \\ 0 & d & 0 & f \\ 0 & 0 & 1 & 0 \\ 0 & 0 & 0 & 1 \end{matrix}$$
- Scaling factors resulting from the transformation (a and d in the above matrix) fall within the ranges specified in Table 11 "Minimum terminal capabilities".

A.3.23 SVG

A subset of SVG 2 is required by the HTML specification (as referenced from the CTA Web Media API Snapshot [76]). This includes support for the `<svg>` element.

SVG shall also be supported as an image format for HTML `img` elements and for any CSS property that takes an `<image>` value.

A.3.24 TextDecoder and TextEncoder

Terminals shall support the TextDecoder and TextEncoder APIs specified in the Encoding specification [92].

A.3.25 Beacon API and analytics on exit

The following requirement shall apply to the Beacon API [i.35] as referenced from the CTA Web Media API Snapshot [76].

It shall be possible for an HbbTV[®] application to cause beacon data to be transmitted when the application is terminated or hidden by calling `sendBeacon` in the handler of a `visibilitychange` event when `document.visibilityState` has become `'hidden'`. The data should be transmitted as soon as possible and shall be transmitted within 5 seconds in each of the following cases:

- termination of an HbbTV[®] application due a change in the selected broadcast service (see clause 6.2.2.2)
- termination of an HbbTV[®] application due to a change in AIT signalling (see clause 6.2.2.3)
- termination of an HbbTV[®] application due to another application or terminal feature being started (whether or not that other application or feature is an HbbTV[®] application)
- termination of an HbbTV[®] application due to the application exiting
- termination of an HbbTV[®] application by the user using the "EXIT or comparable button" mechanism as defined in clause 10.2.2.1
- termination of an HbbTV[®] application due to selection of a different "source" (e.g. an HDMI input being selected on a television)
- hiding of an application with or without freezing, where this is supported by the terminal (see clause 6.2.4)
- termination of an HbbTV[®] application due to the terminal going into any standby mode

NOTE 1: Terminals that go into a deep low-power standby state immediately may need to send the beacon prior to going into that standby state.

The data may or may not be sent in the following cases:

- termination due to power loss
- termination due to memory exhaustion in any case where termination is permitted by clause 6.2.2.11
- termination due to loss of network connectivity
- termination or hiding for any reason at a time when there is no network connectivity

NOTE 2: Requirements to generate `visibilitychange` events can be found in clauses 6.2.2.11 (for when applications are terminated) and 6.2.4 (for when applications are not terminated).

A.3.26 Web Cryptography API

The following requirement shall apply to the Web Cryptography API [i.44] as referenced from the CTA Web Media API Snapshot [76].

- At least all the algorithms that are suggested in clause 18.5.2 of that document [76] shall be supported excluding support for 192-bit AES keys is optional.

NOTE: See also clause 11.10.

A.4 Modifications, extensions and clarifications to volume 7

A.4.1 Processing of the CI parental_control_info message

Section 4.2.3.4.1.1.5 of Open IPTV Forum Release 2 specification, volume 7 [5] shall be modified as follows:

When the parental_control_info message is received and a DAE application is launched, the OITF shall issue the relevant event to the DAE application:

- `onParentalRatingChange` event, if the parental rating system specified by the `oipf_rating_type` is supported by the OITF.
- `onParentalRatingError` event, if the parental rating system specified by the `oipf_rating_type` is not supported by the OITF.

NOTE: When processing a parental_control_info message, an OITF supporting (or not) for a parental rating system is only used to determine which event is issued to a DAE application (as above) and to set the attributes of the event (as below) for supported parental rating systems. Parental rating thresholds and PIN codes set in the terminal are not used in this process and the terminal does not generate an UI.

The prototype of the `onParentalRatingChange` and `onParentalRatingError` events defined in [DAE] are recalled here:

```
function onParentalRatingChange( String contentID, ParentalRating rating, String DRMSystemID,
Boolean blocked )
function onParentalRatingError( String contentID, ParentalRating rating, String DRMSystemID)
```

Annex B (normative): Support for protected content delivered via broadband

B.1 Introduction

When content protection is being used, the type of content protection in use shall be signalled:

- as defined in clause 9.3.10 of the OIPF DAE specification [1] and in Table 9 ("DRMControlInformation Type Semantics") of the OIPF Metadata specification [18];
- using DVB-CA identifier codepoints (CA_System_ID) allocated as usual by the DVB Project and found in ETSI TS 101 162 [19] for the DRMSystemID.

Some issues that need to be considered when defining how a particular content protection technology is integrated with implementations of the present document are described in annex F.

B.2 Common Encryption for ISOBMFF

NOTE: The requirements formerly found in this clause are replaced by those in clause 8 of ETSI TS 103 285 [45].

B.3 Clear key encryption

The "Clear Key" key system defined in clause 9.1 of the EME specification referenced from [76] shall be supported for content delivered by MPEG DASH (see clause E of the present document) and content from a `MediaSource` object. The requirements in clause B.1 of the present document do not apply to this key system. The initialization data type 'cenc' shall be supported - see clause 8.3 of the EME specification referenced from [76].

Support for the "Clear Key" key system does not imply support for the "DRM feature" and the requirements in the present document that apply if that feature is supported shall not apply to "Clear Key".

Receivers shall not allow content delivered in this way to be:

- Redistributed through any local or remote network without encryption.
- Presented through any HDMI output without HDCP being enabled.

NOTE: Export of content may be subject to further constraints imposed by other contractual or legal agreements.

When using this mechanism for encrypted content that could contain DRM licences or triggers, applications need to call `setActiveDRM("urn:hbbtv:oiptdm:inactive")` on terminals that support the "DRM feature" before any such encrypted content is buffered. This prevents any automatic licence acquisition or similar action by DRM systems that an application can access using the `oiptdmAgent` object. See also clause A.2.27.

Terminal behaviour is undefined if an application attempts to use EME to present content containing DRM licences or triggers (other than those relating to the ClearKey mechanism) on a terminal that supports the "DRM feature" unless `setActiveDRM("urn:hbbtv:oiptdm:inactive")` has been called prior to buffering any encrypted content.

B.4 Encrypted media extensions with DRM (informative)

The use of a Content Decryption Module to provide access to a DRM system using the EME specification referenced from [76] is outside the scope of the present document. However, content providers should be aware that some terminals may support one or more DRM CDMs.

Any application that wishes to attempt to use a DRM CDM to handle protected content needs to be aware that a terminal that also supports the "DRM feature" may act on any DRM signalling within media content independently of EME API calls unless `setActiveDRM("urn:hbbtv:oiptdmr:inactive")` is called prior to any encrypted content being buffered. See also clause A.2.27.

B.5 Signalling and playing protected content (informative)

B.5.1 Signalling in the MPD

Protected content has at least one ContentProtection element on each AdaptationSet which contains protected media.

Each AdaptationSet has a generic ContentProtection element to advertise that it contains content encrypted according to CENC (ISO/IEC 23001-7) [30]. This element will have the `schemeUri` attribute set to "urn:mpeg:dash:mp4protection:2011" and the `value` attribute set to "cenc" or "cbcs", which is the same string as in the `scheme_type` field in the scheme type box 'schm' which is in the protection scheme information box 'sinf' box. The `value` attribute allows the player to determine the encryption mode without having to read any of the media segments.

For each DRM that could be used to obtain a key to decrypt the content, each AdaptationSet also has a ContentProtection element which may contain some of the elements and attributes defined by CENC (ISO/IEC 23001-7) [30] and/or elements as defined by the DRM provider. Such a ContentProtection element has the `schemeUri` attribute containing a UUID URN identifying the DRM.

NOTE: UUID strings are not case sensitive and may be expressed in upper or lower case. Refer to Recommendation ITU-T X.667 [i.21] for more information about how to format and construct a UUID in a URN.

A player can use the DRM-specific ContentProtection elements to determine whether there is a match with any embedded DRMs that it supports. Alternatively, it may have a priori knowledge that it contains a suitable DRM.

The elements and attributes defined by CENC (ISO/IEC 23001-7) [30] are:

- The attribute `default_KID` which may be added to the generic ContentProtection element. It is a copy of the value from the 'tenc' box. It contains a single key ID.
- The element `pssh` which may be added as a child of the DRM-specific ContentProtection element and contains a binary copy of the 'pssh' box that would allow a license/key server to generate the license bound to the requesting device and associated with the default key ID and content. This is normally the same as (and takes precedence over) any 'pssh' box that might be present in an initialization segment.

B.5.2 Information in the content

B.5.2.1 Initialization Vector

The initialization vector for use when decrypting a media sample is carried in the `InitializationVector` field of the Sample Auxiliary Information, which is located using the corresponding byte offset and size stored in the Sample Auxiliary Information Offset ('saio') and Sample Auxiliary Information Size ('saiz') boxes. The Sample Auxiliary Information, which includes the initialization vector and NAL subsample byte ranges, may be stored in a Sample Encryption ('senc') box.

If the Sample Auxiliary Information is not present for a sample, there may be a default value in the 'tenc' box, for when pattern-based encryption is in effect, in the `default_constant_IV` field.

B.5.2.2 Key ID

Every protected media sample is encrypted using a key, which is identified by a key ID (KID). This is a 128 bit number, recommended to be generated as a UUID to ensure global uniqueness.

The key ID is carried in the sample group description 'seig' box in the KID field. This box also indicates whether or not the sample is encrypted (in the `isProtected` field). If the sample is not a member of a group or no 'seig' box is present for the group, the default key ID carried in the 'tenc' box in the `default_KID` field is used. This value may also be found in the MPD as described in clause B.5.1.

B.5.2.3 'pssh' box

The DRM may need a license from which it can generate one or more keys, identified by key IDs, to be used to decrypt the protected content. This license may be carried in one or more 'pssh' boxes or provided by some other means (not defined in the present document).

'pssh' boxes may be carried in the following locations:

- Within a ContentProtection element in the MPD, as described in clause B.5.1. This is the preferred location for the 'pssh' box as it allows players to perform advance license acquisition, which is beneficial for the license servers as well to reduce peak loads.
- In the 'moov' box in the initialization segment. The same 'pssh' box is carried in this location for all Representations in the AdaptationSet. If a 'pssh' box for a DRM system is present within a ContentProtection element in the MPD, all 'pssh' boxes for that DRM system in the 'moov' box are ignored.
- In the 'moof' box in the media segment. The same 'pssh' box is carried in this location co-timed for all Representations in the AdaptationSet. This location is used when key rotation is employed, usually in association with a 'pssh' box in a ContentProtection element in the MPD.

If the 'pssh' box is carried in the media segments, it has to be present in every media segment in every Representation to ensure that the player is able to start playing the content from any location.

The DRM may require information from the 'pssh' boxes in both the initialization segment (or MPD, as appropriate) and the media segment in order to obtain license and keys.

Once a player has selected a DRM to use to decrypt the protected content, it can filter all of the 'pssh' boxes based on the UUID for that DRM, matching this against the value in the `systemID` field in the 'pssh' box.

There may be one or more 'pssh' boxes in each location. After applying the above filtering, the player has to pass the remaining 'pssh' box(es) to the DRM to enable it to acquire the license and generate the required keys.

B.6 Content protection levels

B.6.1 Audio

Clause 10.2.11 notes that protection of audio with a license requiring high levels of security may prevent audio from memory played via the Web Audio API from being heard when played simultaneously.

EXAMPLE: If audio is part of a DASH stream and is protected such that PlayReady SL3000 is needed for decryption then audio from memory may not be heard.

B.7 Track encryption box for cbcs (informative)

It should be noted that clause 10.4.1 of ISO/IEC 23001-7 [30] requires that constant IVs be used with cbcs encryption and excludes the use of sample IVs.

Annex C (informative): Support for analogue broadcasting networks

C.1 Scope

The main target of the HbbTV[®] specification is to combine services delivered via a DVB compliant broadcast network and a broadband connection to the Internet. Many of the conceptual and technical aspects of HbbTV[®], however, are also applicable to a combination of an analogue Broadcast network and a broadband Internet connection. Analogue TV distribution may for some years still be of relevance for some markets.

If a terminal includes an analogue front end, the HbbTV[®] concept may be applied to analogue channels as described in this annex. If the HbbTV[®] concept is not applied to analogue channels then they would be treated in the same way as DVB channels without an AIT.

C.2 AIT retrieval and monitoring

As the AIT cannot be provided within the analogue broadcast channel, it has to be retrieved via the Internet connection. When tuning to an analogue service the hybrid terminal can send an http request to a server hosting AIT information as following:

```
http://[AIT_server]/service?CNI=xxx
http://[AIT_server]/service?name=xxx
```

This request will return the AIT of the corresponding service encoded in XML format as defined in ETSI TS 102 809 [3]. The AIT is contained in a single application discovery record.

The IP address or the base URL of the AIT server may be market or manufacturer specific. It could be part of the default settings of the terminal and may allow for changes by the user.

For the identification of the service the CNI code as registered in ETSI TS 101 231 [i.3] should be used. As an alternative the name of the service may be used.

AIT monitoring while being tuned to a specific service can be done by repeating the http requests defined above. The xml document that contains the AIT carries a version attribute within the <ServiceDiscovery> element. If present the version attribute is used in the request as follows:

```
http://[AIT_server]/service?CNI=xxx&version=YY
http://[AIT_server]/service?name=xxx&version=YY
```

where YY are two hexadecimal digits. If the recent version on the server is the same as in the request the server returns the HTTP status code 204 with no message body.

The repetition rate should not be more frequent than once per 30 seconds.

C.3 Tuning to a new channel

The video/broadcast embedded object defined in the OIPF DAE specification [1] can be used to determine available analogue broadcast services and to tune between them as described in this clause.

An analogue broadcast service is represented by a channel object with an idType of ID_ANALOG including the properties `cni` and/or `name`. The `cni` property contains the CNI of the service when it is available in the broadcast signal. The `name` property is available when the CNI is not broadcast. For CNI and name see clause C.2.

The channel line-up of the HbbTV[®] terminal is available to the application in order to be able to retrieve channel objects for a CNI or name.

The `currentChannel` property on the video/broadcast object and the `ApplicationPrivateData.currentChannel` property returns the channel object for the analogue service currently presented.

C.4 Other aspects

EIT access, application transport with DSM-CC, stream events, etc. are not available on analogue channels. Method calls related to these features cause exceptions with a message "not supported". Properties related to these features have the value `undefined`.

Annex D (informative): Server root certificate selection policy

D.1 Introduction

This informative annex describes the policy that is adopted for the selection of root certificates for inclusion in terminals compliant with the present document. A list of such certificates is published at <https://www.hbbtv.org/resource-library/#spec-root-certificate>.

D.2 Background

There are over 150 root certificates in web browsers at the time of publication:

- This list changes frequently over time.
- The larger the list of root certificates the more likely it is to change.

The security of TLS against man-in-the-middle attacks is dependent on the weakest root certificate trusted by a terminal.

The security of various key lengths changes with time as computing power increases. Specifically 1 024 bit RSA keys are no longer recommended for use.

Service providers need to know which root certificates are trusted by terminals to achieve interoperability. Service providers are often not in control of the servers delivering their content (e.g. delivery via a CDN).

Service providers may also wish to make use of third party web services that are not under their control.

Maintaining an independent list of root certificates that are validated requires significant resources.

D.3 Policy

The Mozilla list of approved root certificates has been selected as the authoritative source for the mandatory and optional list of root certificates for inclusion in terminals compliant with the present document. This was chosen because:

- The approved root certificate list is publicly available.
- The process for inclusion in the list is open.
- Anyone can take part in the acceptance process.
- The acceptance process itself happens in public.
- Metadata is provided to differentiate root certificates for web server authentication, e-mail and code signing.
- The procedure for requesting a root certificate for inclusion in the list requires a test website be provided which uses that certificate.

The Mozilla list of approved root certificates is published on their website at <https://wiki.mozilla.org/CA>. Each certificate marked as approved for web server authentication is automatically an optional root certificate as specified in clause 11.2.

The present document will rely upon the Mozilla list for verifying the trustworthiness of Certificate Authorities.

NOTE: Mozilla is a trademark of the Mozilla Foundation in the U.S. and other countries.

A list of root certificates that are mandatory will be maintained which will be a subset of the certificates specified above:

- The list will be updated periodically.
- The list will only include certificates that use algorithms mandated by clause 11.2.4.
- The mandatory list of certificates will be determined based on the requirements of service providers and the Certificate Authorities that are in widespread use.
- The list will be compiled relying upon published statistics to determine how widespread a Certificate Authority is.
- Certificate Authorities may be excluded from the mandatory list if they impose requirements that are deemed unreasonable.
- A revision history of changes to the mandatory list will be maintained and published.

This policy is subject to change.

Annex E (normative): Profiles of MPEG DASH

E.1 Introduction (informative)

This annex defines some minor additional requirements and constraints to ETSI TS 103 285 [45]. Most of the text in earlier versions of this annex is replaced by text in that document. When those additional requirements and constraints are included, the DVB DASH profile is believed to support all content compatible with this annex in earlier versions of the present document.

Unlike the previous version of this annex, this version also supports adaptive delivery of radio services.

E.2 Requirements relating to the MPD

E.2.1 Profile definition

The MPD shall indicate one or more of the following profiles:

- the 2014 profile of DASH defined by DVB in ETSI TS 103 285 [45] ("urn:dvb:dash:profile:dvb-dash:2014");
- the 2017 profile of DASH defined by DVB in ETSI TS 103 285 [45] ("urn:dvb:dash:profile:dvb-dash:2017");

NOTE: Support for the 2017 profile does not imply a requirement to support all the HDR, HFR and NGA technologies included in DVB-DASH. See clause 10.1 of ETSI TS 103 285 [45].

- "urn:hbbtv:dash:profile:isoff-live:2012" as used in previous versions of the present document.

Terminals may raise an error to the application when a referenced MPD does not contain any of these profiles in the @profiles attribute. Terminals shall be able to play the content described by the profile-specific MPD (as defined in clause 8.1 of DASH ISO/IEC 23009-1 [29]) (but not necessarily other Adaptation Sets or Representations in the MPD discarded as part of the process of deriving the profile-specific MPD).

The following clauses define the additional restrictions and requirements on an MPD identified as conforming to the DVB profile, as well as requirements on terminals when playing such content. Additionally:

- The profile specific MPD shall include at least one Adaptation Set encoded using the audio or video codecs defined in clause 7.3.1 of the present document. Adaptation Sets and Representations in non-supported codecs shall be ignored.

E.2.2 Numerical requirements

NOTE: The numerical constraints formerly in this clause can now be found in clause 4.5 of ETSI TS 103 285 [45].

The behaviour of a terminal is undefined for MPDs that do not comply with the requirements in that clause.

E.2.3 Metadata requirements

NOTE: The requirements formerly in this clause can now be found in clauses 4.4 and 6.1.2 of ETSI TS 103 285 [45].

E.2.4 Role Related requirements

NOTE: The requirements formerly in this clause can now be found in clause 6.1.2 of ETSI TS 103 285 [45].

E.2.5 Audio Channel Configuration requirements

For E-AC-3 the Audio Channel Configuration shall use either the "tag:dolby.com,2014:dash:audio_channel_configuration:2011" (as defined in ETSI TS 103 285 [45]) or the legacy "urn:dolby:dash:audio_channel_configuration:2011" schemeURI.

NOTE: The other requirements formerly in this clause can now be found in clauses 6.1.1, 6.2 and 6.3 of ETSI TS 103 285 [45].

E.2.6 Content protection signalling

NOTE: The requirements formerly in this clause can now be found in clause 8.4 of ETSI TS 103 285 [45].

E.2.7 Adaptation Set

Adaptation Sets without a contentType attribute may be ignored.

NOTE: Although this attribute is optional according to MPEG-DASH, the obvious situation when it is not appropriate is with multiplexed representations which are excluded from ETSI TS 103 285 [45].

E.3 Restrictions on content

E.3.1 Restrictions on file format

E.3.1.1 ISO Base Media File Format

NOTE: The requirements formerly in this clause can now be found in clauses 4.3 and 10.2 of ETSI TS 103 285 [45].

E.3.2 Restrictions on adaptation sets

All Representations in an Adaptation Set shall use the same codec. However, codec profile, level and options may differ within an Adaptation Set and hence the string of the Representation@codecs attribute may also differ.

NOTE: The other requirements formerly in this clause can now be found in clauses 4.2.4, 4.3, 4.5 and 5.1.2 of ETSI TS 103 285 [45].

E.4 Requirements on terminals

E.4.1 DASH profile support

Terminals shall support the 2014 profile from ETSI TS 103 285 [45] as modified in the present document. MPDs that identify themselves with the profile "urn:hbbtv:dash:profile:isoff-live:2012" and not "urn:dvb:dash:profile:dvb-dash:2014" shall be supported as if they had indicated "urn:dvb:dash:profile:dvb-dash:2014" and "urn:dvb:dash:profile:dvb-dash:isoff-ext-live:2014". Low latency presentation (as defined in clause 10.20 of [45]) is optional. Support for HDR dynamic mapping (see clause 5.2.7 of [45]) is optional even when High Dynamic Range using PQ10 is supported.

Terminals supporting delivery of HDR, HFR or NGA content via DASH shall also support the 2017 profile from ETSI TS 103 285 [45].

Other profiles (e.g. the DASH-IF DASH-AVC/264 main interoperability point (see [i.19])) may be supported.

Features added to MPEG DASH [29] after the second edition are not mandatory for implementations of the present document unless stated otherwise in either the present document or DVB-DASH. For example:

- 1) Support for the UTCTiming element is required as defined in ETSI TS 103 285 [45], clause 4.7.3.
- 2) Support for Preselections is necessary for terminals that support NGA codecs via DASH as defined in clause 6.7 of ETSI TS 103 285 [45] and either or both of clauses 6.3.2 or 6.8 of ETSI TS 103 285 [45].
- 3) The following normative clauses of MPEG-DASH [29] were added between the second and fourth editions, are not made mandatory by either the present document or ETSI TS 103 285 V1.3.1 [45] and hence are optional for implementations of the present document:
 - Clause 5.3.10 Label and Group Label
 - Clause 5.3.12 Initialization Set
 - Clause 5.4.2 MPD Reset
 - Clause 5.8.5.8 Audio Receiver Mix
 - Clause 5.8.5.9 DASH MPD Adaptation Set Linking scheme
 - Clause 5.8.5.10 Sub-Asset Identifier scheme
 - Clause 5.8.5.11 Client Authentication and Content Access Authorization
 - Clause 5.8.5.12 Audio Interactivity Descriptor
 - Clause 5.8.5.13 Quality Equivalence Descriptor
 - Clause 5.10.3.3.6 Inband Event Alignment
 - Clause 5.10.4.3 MPD Patch
 - Clause 5.10.4.4 MPD Update Event
 - Clause 5.10.4.5 DASH Callback Event
 - Clause 5.10.4.6 Presentation Termination Event
 - Clause 5.11 MPD Chaining
 - Clause 5.14 Content Popularity Rate
 - Clause 6.2.6 Missing Content Segment
 - Clause 6.3.4.6 Random Access Media Segment
 - Clause 7.3.5 Segment Timeline without Segment Index
 - Annex H (normative) Spatial Relationship Description
 - Annex I (normative) Flexible Insertion of URL Parameters
 - Annex K (normative) DASH Service Description

The following rules apply for MPDs that do not list any of "urn:hbbtv:dash:profile:isoff-live:2012" or "urn:dvb:dash:profile:dvb-dash:2014" or "urn:dvb:dash:profile:dvb-dash:2017" in their MPD @profiles attribute:

- MPDs specified with the "urn:mpeg:dash:profile:isoff-live:2011" profile should be supported.

- MPDs specified with the "urn:mpeg:dash:profile:isoff-on-demand:2011" profile should not be supported unless the HbbTV[®] terminal supports the parts of that profile that are not required by ETSI TS 103 285 [45], such as multiple 'sidx' boxes.
- MPDs specified with the URNs defined for the interoperability points defined in the DASH-IF guidelines [i.19] shall be rejected by HbbTV[®] terminals that do not support the specified inter-operability point.
- MPDs specified with profiles beginning "urn:hbbtv:dash:profile" shall be rejected unless that profile is defined in a later version of the present document and the HbbTV[®] terminal supports the specified profile.
- MPDs specified with profiles beginning "urn:dvb:dash:profile" shall be rejected unless that profile is defined in a later version of ETSI TS 103 285 [45] than V1.1.1 and the HbbTV[®] terminal supports the specified profile.
- If an MPD specifies multiple profiles (but neither of those required to be supported by the present document) where some of them are required to be rejected by the rules in this clause and others are not required to be rejected by those same rules then the MPD is not required to be rejected.

The following rules apply for Adaptation Sets and/or Representations that are not indicated as conforming to at least one of the "urn:dvb:dash:profile:dvb-dash:isoff-ext-live:2014" or "urn:dvb:dash:profile:dvb-dash:isoff-ext-on-demand:2014" or "urn:hbbtv:dash:profile:isoff-live:2012" profiles:

- Adaptation Sets or Representations indicated as being compliant with "urn:mpeg:dash:profile:isoff-on-demand:2011" should be ignored unless the HbbTV[®] terminal supports the parts of that profile that are not required by ETSI TS 103 285 [45], such as multiple 'sidx' boxes.
- Adaptation Sets or Representations indicated as being compliant with "urn:mpeg:dash:profile:isoff-live:2011" should not be ignored unless there are other reasons to do so (e.g. non-supported codec or @role).
- Adaptation Sets or Representations indicated as being compliant with one or more of the interoperability points in the DASH-IF interoperability guidelines [i.19] shall be ignored by HbbTV[®] terminals that do not support that inter-operability point.
- Adaptation Sets or Representations indicated as being compliant with profiles beginning "urn:hbbtv:dash:profile" shall be ignored unless the indicated profile is defined in a later version of the present document and the HbbTV[®] terminal supports that profile.
- Adaptation Sets or Representations indicated as being compliant with profiles beginning "urn:dvb:dash:profile" shall be ignored unless the indicated profile is defined in a later version of ETSI TS 103 285 [45] than V1.1.1 and the HbbTV[®] terminal supports the indicated profile.
- Where the MPD @profiles attribute includes either or both of "urn:hbbtv:dash:profile:isoff-live:2012" or "urn:dvb:dash:profile:dvb-dash:2014" as well as some other profile, AdaptationSets and Representations not inferred to have a @profiles attribute that includes one of "urn:dvb:dash:profile:dvb-dash:isoff-ext-live:2014", "urn:dvb:dash:profile:dvb-dash:isoff-ext-on-demand:2014" or "urn:hbbtv:dash:profile:isoff-live:2012" shall be ignored by HbbTV[®] terminals that support only ETSI TS 103 285 [45].
- Adaptation Sets or Representations indicated as being compliant with multiple profiles (but none of those required to be supported by the present document) where some of the profiles are required to be ignored by the rules in this clause and others are not required to be ignored by those same rules are not required to be ignored.

E.4.2 Transitions between representations

E.4.2.1 Video tracks

NOTE 1: The requirements formerly in this clause can now be found in clauses 10.3 and 10.4 of ETSI TS 103 285 [45].

Terminals should not attempt to access Representations that have a resolution that is higher than any of the terminal's currently-connected displays can support.

NOTE 2: Content providers may decide to withhold high resolution content from terminal models that do not follow this recommendation.

E.4.2.2 Audio tracks

NOTE: The requirements formerly in this clause can now be found in clause 10.4 of ETSI TS 103 285 [45].

E.4.3 Buffering

NOTE: The requirements formerly in this clause can now be found in clause 10.7 of ETSI TS 103 285 [45] and clause 10.2.3.2 of the present document.

E.4.4 ISO File Format support

NOTE: The main requirements relating to this subject are now found in clause 10.2 of ETSI TS 103 285 [45].

Additionally terminals shall support both the 'avc1' and 'avc3' sample entry types for H.264 content that are referred to in clause 5.1.2 of that profile.

E.4.5 MPD Anchors

When the URL of an MPD is referred to by an HbbTV[®] Application, the URL may include MPD Anchors. Terminals shall support MPD Anchors using the 't' key of the URI fragment part as defined in clause C.4 of the MPEG DASH specification ISO/IEC 23009-1 [29] as profiled in clause 10.9.2 of ETSI TS 103 285 [45]. Support for other MPD Anchor keys is not required.

E.4.6 Adaptation

The present document does not define specific algorithms for bitrate adaptation in MPEG DASH content. However, to ensure a minimum level of adaptation capability and to improve testability, the following requirements are defined:

When the terminal is presenting a DASH video AdaptationSet in which there is a lower bitrate video representation than the one currently being presented, the terminal shall adapt to a lower representation if all of the following conditions are met:

- the lower representation has a resolution of 704x396 or greater for a progressive representation or 704x576 or greater for an interlaced representation at a frame rate of 25 Hz or greater;
- use of the lower representation is not precluded by user preferences;
- given a series of consecutive video segments whose indicated duration totals 10 seconds or more, the time taken for the terminal to actively download those segments is greater than 5/4 times the total duration of the segments;
- the terminal has not buffered more than 45 seconds beyond the current playback position.

When the terminal is presenting a DASH video AdaptationSet in which there is a higher bitrate video representation than the one currently being presented, the terminal shall adapt to a higher representation if all of the following conditions are met:

- the higher representation has parameters which are supported by the terminal and the display;
- use of the higher representation is not precluded by user preferences;
- given a series of consecutive video segments whose indicated duration totals 30 seconds or more, the time taken for the terminal to actively download those segments is less than 1/K times the total duration of the segments, where K is given by $2 * \text{higher_bandwidth} / \text{lower_bandwidth}$, where higher_bandwidth and lower_bandwidth are taken from the Representation@bandwidth attribute from the DASH MPD.

NOTE 1: In the context of this clause, "adapt" means to switch to downloading segments from a new representation. There may be a delay before such a switch is observable by the viewer due to segments previously buffered by the terminal.

NOTE 2: Nothing in this clause precludes adaptation in circumstances other than these, including adapting before the thresholds stated here are reached.

NOTE 3: "The time taken for the terminal to actively download" segments does not include any time waiting before or between segment requests, nor any time when downloading of segments is suspended.

Manufacturers are strongly advised against implementing an adaptation algorithm that only satisfies these requirements. Such an algorithm is unlikely to perform well.

E.4.7 Error handling

Clauses 10.8.5 and 10.8.6 of ETSI TS 103 285 [45] specify that in response to a DNS resolution failure, players shall make at most one retry of the request before changing BaseURL.

HbbTV[®] terminals may make additional requests provided that, if (i) an attempt to resolve a host name for a request results in a DNS response indicating failure and (ii) no re-try that the terminal attempts succeeds within 3 seconds of that first failure occurring, then the terminal shall switch to an alternative BaseURL within 3 seconds of first receiving a DNS response indicating the failure.

Annex F (informative): DRM Integration

F.1 Introduction

This annex identifies issues which need to be considered and in most cases documented when defining how a DRM system is to be integrated with HbbTV[®]. It is expected that solutions to these issues would form the basis of the document defining the technical integration between HbbTV[®] and that DRM system and subsequently a test specification and test suite.

F.2 General issues

Some informative text is needed identifying how the key aspects of the DRM technology map on to the mechanisms and local interfaces showing in annex D of the OIPF DAE specification [1].

A DRM System ID for the DRM system needs to be registered in as described in the OIPF DAE specification [1], clause 9.3.10.

If the DRM agent can generate user interfaces on the terminal then the interaction between these and the HbbTV[®] system needs to be defined. This is particularly critical if these user interfaces are rendered using the same browser as is used for HbbTV[®] applications. (See the OIPF DAE specification [1], clause 5.1.1.6.)

Which combinations of protocols and codecs are required to be supported with the DRM technology need to be defined. These need to be in the format of the video profile capability strings indicating as defined in the OIPF DAE specification [1], clause 9.3.11.

F.3 DRM Agent API

In the `sendDRMMessage` method (as defined in the OIPF DAE specification [1], clause 7.6.1.2), it needs to be defined which values of the `msgType` parameter are valid and what the contents of the `msg` parameter are for each message type.

In the `onDRMMessageResult` function (as defined in the OIPF DAE specification [1], clause 7.6.1.1), the valid values for the `resultMsg` parameter should be defined if they are intended to be parsed by an HbbTV[®] application. Additionally it needs to be defined which conditions in the DRM system trigger which `resultCode` values and any implications on the value of the `resultMsg`.

F.4 Content via the A/V Control object

If DRM is used to protect content presented via the A/V Control object then the following need to be specified:

- 1) Whether the content access streaming descriptor is needed to provide information for the DRM system. If so then which of the fields are used, under what circumstances and what the requirements are on their contents need to be defined. If not then the mechanism by which DRM information is obtained needs to be defined.
- 2) Whether the DRM system can enforce parental access control and trigger an `onParentalRatingChange` event (as defined in the OIPF DAE specification [1], clause 7.14.5). If this event can be triggered then how the value of the `contentID` parameter is obtained needs to be specified. The same applies for `onParentalRatingError` event.
- 3) The conditions when the `onDRMRightsError` event is generated (as defined in the OIPF DAE specification [1], clause 7.14.6). If it is generated, the values to be used for the `contentID` and the `rightsIssuerURL` parameters need to be defined.

F.5 Content via the HTML5 media element

If DRM is used to protect content presented via the HTML5 media element, then the following need to be specified:

- 1) Whether the content access streaming descriptor is needed to provide information for the DRM system. If so then which of the fields are used, under what circumstances and what the requirements are on their contents need to be defined. If not then the mechanism by which DRM information is obtained needs to be defined.
- 2) How detection and handling of errors need to be defined - see also clause 9.6.7.

F.6 Persistent Licences

If the DRM system supports Persistent Licences then the following should be defined:

- That terminals store new persistent licences that have not expired.
- That terminals store such licences in such a way they will survive power cycling and any normal use of the terminal but that persistent licences need not survive first-time installation or similar terminal factory-reset options.
- A minimum number of such licences that the terminal needs to be able to store. At least 16 persistent licenses is recommended.
- That terminals prefer non-expired persistent licences stored on the device over requesting a new licence.
- Policies for discarding licences when there is insufficient space to store a new one. It is recommended that terminals first discard any expired licences and then if necessary, discard only the oldest persistent licence.

Annex G (informative): Implementer guidelines for media synchronization

G.1 General

Annex G provides implementer guidelines for media synchronization. It focusses on the broadcaster perspective. Whereas the present document defines only the terminal behaviour, provisions by broadcaster are needed to make media synchronization actually work.

Clause G.2 shows how a broadcaster could manage delay throughout distribution network in order to prevent buffer overflow or underrun at the terminal or Companion Screen.

Clause G.3 shows how a broadcaster could manage multiple content timelines and provide correct correlation timestamps for cases where the distribution network make changes to the timeline (e.g. changes to PTS).

More implementation guidelines for broadcasters are provided in annex B of ETSI TS 103 286-2 [47].

G.2 Managing delay throughout distribution network

There are several reasons why a broadcaster may want to manage and equalize delays throughout the distribution network(s):

- DVB broadcast streams have typically much lower latency than OTT streams.
- Delays are different in different network segments, e.g. due to transcoding.
- Media-stream buffer capacity is limited in HbbTV[®] terminal.

Especially for live broadcasts with live companion streams, it is important that media streams arrive at similar times such that there are no buffer overflows or underflows at the user side. Equalizing delays between head-ends can also be beneficial to social TV use cases (out of scope for the present document), where friends or groups of people communicate with each other while watching the same content at different locations, also known as "watching apart together".

Figure G.1 sketches an architecture to achieve the required delay management and equalization.

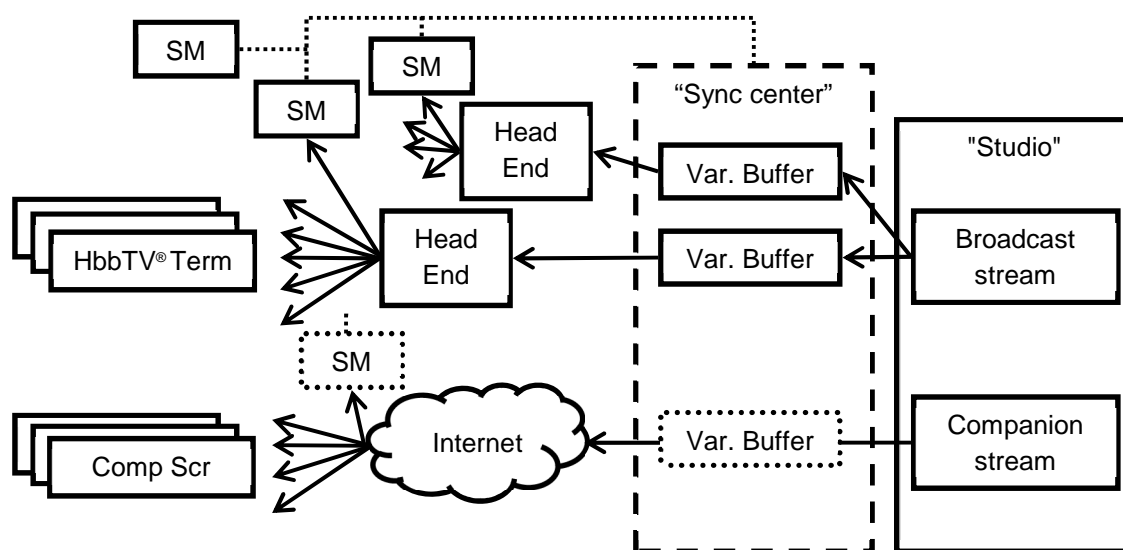


Figure G.1: Architecture for delay management and equalization

The architecture has a broadcaster studio that provides broadcast and companion streams. The broadcaster is assumed to have a "synchronization center" where synchronization is managed. Stream Monitors (SM) are placed at strategic points in the distribution networks to monitor the playout timing of the different network segments, typically at a head end or at a special TV device. The reports from the stream monitors are used at the synchronization center to control variable-delay buffers per network segment and per channel, resulting in a coarse delay equalization of the different streams. The fine synchronization will happen in/between the HbbTV[®] terminal and Companion Screen(s) in the home.

G.3 Managing multiple content timelines

The existence of multiple timelines will be a fact of life for a broadcaster, until all its distribution networks support immutable timelines like MPEG TEMI. Head ends of distribution networks typically re-multiplex, transcode and even re-originate broadcast streams. In some head-ends, the broadcast timeline (PCR/PTS) may remain unchanged whereas in other head ends, the broadcast timeline may be stripped and a new broadcast timeline is created. This means at least an unknown offset between PCR/PTS values of the original stream and the new stream(s). Also, there may be subtle variations between the tick rates of the original-stream PCR clock and the new-stream(s) PCR clock(s). The broadcaster will need to handle the situation of having different PCR/PTS in different distribution-network segments.

Figure G.2 sketches an architecture to manage multiple content timelines.

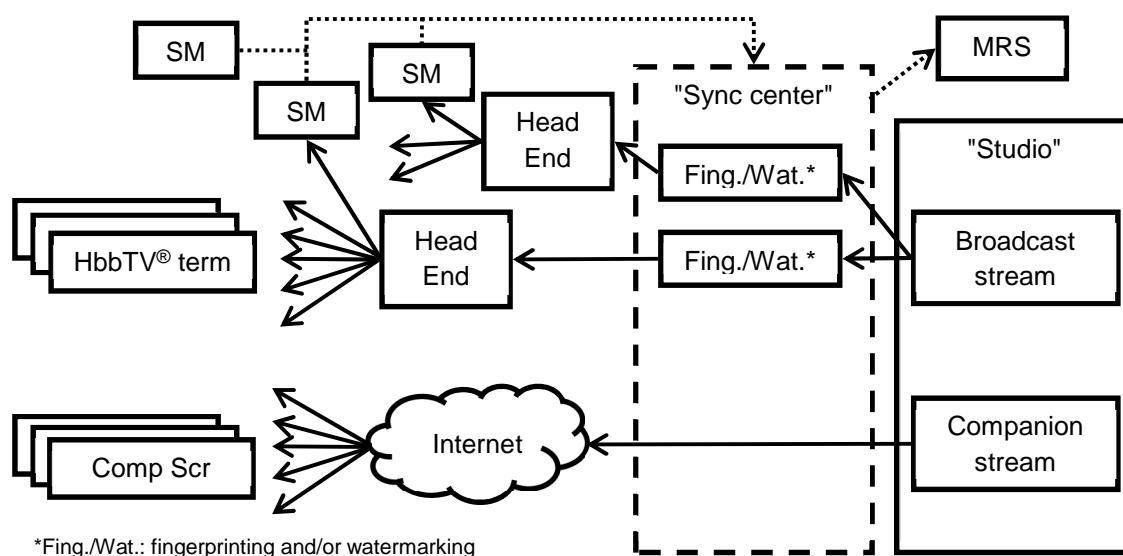


Figure G.2: Architecture for managing multiple content timelines

The architecture has a broadcaster studio that provides broadcast and companion streams. The broadcaster is assumed to have a "synchronization center" where synchronization is managed. Stream Monitors (SM) are placed at strategic points in the distribution networks to monitor the relationship between the play-out timing and PCR/PTS, typically at a head end or at a special TV device. The broadcasters may fingerprint and/or watermark the broadcast content such that the stream monitors can correlated the measured timeline (e.g. PCR/PTS) values with a specific point in the content, identified by a fingerprint or watermark. The result is passed to the Material Resolution Server (MRS), such that the MRS can provide HbbTV[®] terminals Material Information (MI) expressed in the appropriate broadcast timeline.

G.4 Synchronization with no buffer in the HbbTV[®] terminal

G.4.0 General

This clause informatively describes the operation of the HbbTV[®] terminal and the Companion Screen application in the case that the HbbTV[®] terminal has no buffering capability for broadcast content.

G.4.1 Inter-device media synchronization with the HbbTV[®] terminal as master with no buffer

Figure G.3 shows the operation of the HbbTV[®] terminal and the Companion Screen application in the case that the terminal has no buffering capability and is the master device for synchronization.

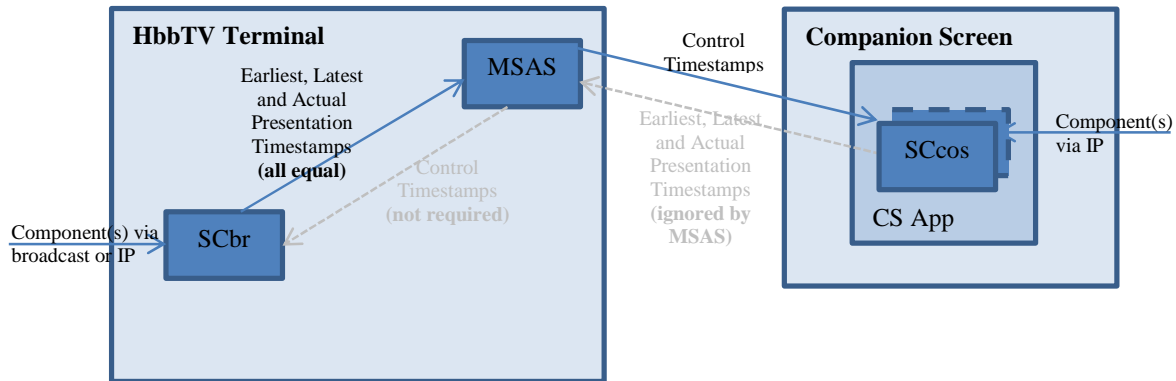


Figure G.3: Architecture for managing multiple content timelines

The SCbr receives and displays one or more components of the service on the HbbTV[®] terminal (for example, video via broadcast or IP). It provides Earliest, Latest and Actual Presentation Timestamps to the MSAS. For broadcast content, it is not possible to adjust the timing of presentation as there is no buffer. For IP content, there is no need for the HbbTV[®] terminal to adjust the timing of presentation as the HbbTV[®] terminal is master. Therefore, Earliest, Latest and Actual Presentation Timestamps are all equal. There is no need for the MSAS to send Control Timestamps to the SCbr as no adjustment is possible, although it is not prevented from doing so (the interface is shown in grey in Figure G.3).

The MSAS generates Control Timestamps and sends them to the SCcos on the Companion Screen, which is receiving one or more components to be synchronized (for example, an alternative audio track). The SCcos will attempt to render these component(s) according to the Control Timestamps. In case this is not possible, the CSA is responsible for deciding whether to continue rendering the component(s) and/or making any necessary indication to the user.

The SCcos may send Earliest/Latest/Actual Presentation Timestamps to the MSAS, but it is not obliged to do so. As it is not possible to adjust the playout of the component on the HbbTV[®] terminal, if timestamps are sent by the SCcos, the MSAS can ignore them (the interface is shown in grey in Figure G.3).

G.4.2 Multi-stream (Intra-device) media synchronization with no buffer for broadcast within the HbbTV[®] terminal

Figure G.4 shows the operation of multi-stream (intra-device) synchronization within the HbbTV[®] terminal in the case that the terminal has no buffering capability for broadcast content.

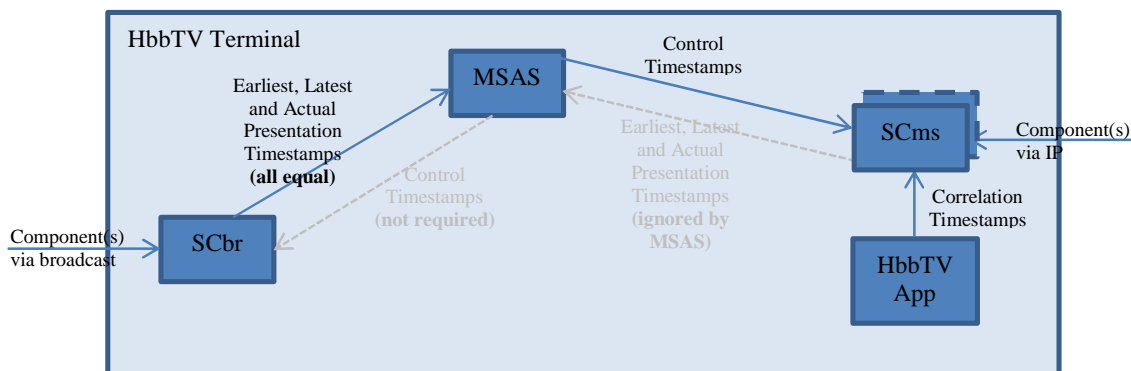


Figure G.4: Multi-stream Media Synchronization with no buffer for broadcast within the HbbTV® terminal

The SCbr receives and displays one or more components of the service from broadcast. It provides Earliest, Latest and Actual Presentation Timestamps to the MSAS. As there is no buffer, it is not possible to adjust the timing of broadcast presentation. Therefore, Earliest, Latest and Actual Presentation Timestamps are all equal. There is no need for the MSAS to send Control Timestamps to the SCbr as no adjustment is possible, although it is not prevented from doing so (the interface is shown in grey in Figure G.4).

The MSAS generates Control Timestamps and sends them to the SCms, which is receiving further component(s) to be synchronized. This SC will attempt to render these component(s) according to the Control Timestamps. In case this is not possible, this is reported to the HbbTV® app. Correlation Timestamps are delivered to the SCms from the HbbTV® App. These are used by the SCms to map between the Control Timestamps received from the MSAS and the timeline of the media components that it is receiving.

The SCms will send Earliest, Latest and Actual Presentation Timestamps to the MSAS. However, as it is not possible to adjust the playout of the broadcast component, the MSAS can ignore these (the interface is shown in grey in Figure G.4).

Annex H (normative): HbbTV[®] File Delivery Protocol (FDP)

H.0 Warning

NOTE: Download via broadcast using FDP is likely to be removed in the next revision of the present document.

H.1 High-level principles of FDP (informative)

The broadcast of a file using FDP is based on three categories of messages: an Initialization Message, Data Messages, and a Termination Message.

These messages are carried according to the Data Piping model of the DVB Data Broadcasting specification (ETSI EN 301 192 [38]). The present document describes how the messages are encapsulated directly into the payload of the MPEG-2 Transport Stream Packets.

Before being broadcast, the file is divided into segments (the File Segments), each of which is carried in a Data Message.

The Initialization Message is sent before the first Data Message. It provides information regarding the file, which is necessary for the terminal to initialize its reception (file size, segment size, etc.). This is followed by the Data Messages containing the File Segments. Finally, the Termination Message is sent to indicate to the Terminal that this instance of the broadcasting of this file has ended.

The following clauses give details on the usage rules of FDP Messages and their syntax.

Each of these Messages ends with a CRC, allowing the terminal to check the integrity of the received message.

The FDP protocol makes provision for indicating for each file a URL where the terminal may retrieve via broadband the File Segments which have not been successfully received via broadcast (see clause H.3.4 for details).

The present document does not specify any mechanism for error or erasure correction (FEC). However, the FDP protocol has been designed in such a way that it can be extended in the future with one (or more) error/erasure correction scheme, whilst keeping compatible with terminals not implementing it.

H.2 Encapsulation and signalling

H.2.1 DVB signalling

The broadcasting of the files is done on DVB Data Broadcast services using Data Piping, as specified in ETSI EN 301 192 [38], and duly signalled as such, in compliance with ETSI EN 300 468 [16]. A service may contain one or more Data Pipes carrying files via FDP.

H.2.2 Encapsulation of FDP in Data Pipes

Files are broadcast with the help of the FDP messages, as specified in clauses H.3 and H.4 below. Each of these FDP messages is carried in a DVB Data Pipe, i.e. the FDP Messages are directly encapsulated into the payload of the MPEG-2 Transport Stream packets.

The start of an FDP Message may or may not be aligned with the start of the Transport Stream packet payload.

The `payload_unit_start_indicator` shall be used for FDP Messages in the same way as specified in ISO/IEC 13818-1 [46] for PSI sections, i.e. with the following significance: if the Transport Stream packet carries the first byte of an FDP Message, the `payload_unit_start_indicator` value shall be '1', indicating that the first byte of the payload of this Transport Stream packet carries the `pointer_field`. If the Transport Stream packet does not carry the first byte of an FDP Message, the `payload_unit_start_indicator` value shall be '0', indicating that there is no `pointer_field` in the payload.

The `pointer_field` is used as specified in ISO/IEC 13818-1 [46] to indicate the position of the first byte of the first FDP Message starting in the Transport Stream Packet.

Only one file shall be carried with FDP in one given Data Pipe at a given moment. However, broadcasting files simultaneously with FDP is possible, by using different Data Pipes.

H.2.3 File identification

In FDP, files are identified uniquely using the `organisation_id` and a `file_id`, which are both 32 bit identifiers present in the header of all FDP Messages. This means that an `organisation_id` and `file_id` combination cannot correspond to more than one file.

Consequently, the terminal shall treat multiple files identified with the same `organisation_id` and `file_id` values as being the same file being broadcast multiple times.

H.2.4 Referring to files using URLs

The location where a file is carried via FDP can be referred to using a URL. This URL has the same form as a `dvb:` URL (as specified in ETSI TS 102 851 [10] and IETF RFC 3986 [27]) with the only difference being that the URI Scheme is `fdp:` instead of `dvb:`. Such URLs are referred to as "FDP URLs".

FDP URLs are defined to have the form:

```
fdp://<original_network_id>.<transport_stream_id>.<service_id>.<component_tag>/<organisation_id>/<file_id>
```

where `file_id` and `organisation_id` are the 32 bit identifiers defined in clause H.2.3 encoded as `hex_string` as defined in ETSI TS 102 851 [10] but with no leading zeros. All other parts are as defined in ETSI TS 102 851 [10].

H.3 File segmentation and broadcasting

H.3.1 File segmentation

Each file shall be divided into segments (the File Segments). These segments shall be of equal size except for the last File Segment which may be smaller. The size of these segments shall be specified in the `file_segment_size` field of the Initialization Message of the file, which precedes the Data Messages carrying these segments.

Optionally, in addition to the File Segments (containing the actual data of the file), the Data Messages may also carry segments containing error correction data that the terminal can use to reconstruct the file in case some File Segments have not been properly received (the FEC Segments). When present, these segments shall be of equal size except for the last FEC Segment which may be smaller. The size of these segments shall be specified in the `FEC_segment_size` field of the Initialization Message of the file, which precedes the Data Messages carrying these segments.

The `message_type` field indicates to the terminal whether a Data Message carries a File Segment or a FEC Segment.

All File Segments shall be numbered contiguously and in order, starting at the value 0x00000000.

The number of File Segments for a given file can be calculated as follows:

$$N_{\text{file}} = \text{INT}((\text{file_size} - 1) / \text{file_segment_size}) + 1$$

Consequently, all File Segments have a `segment_number` in the range $[0 : N_{\text{file}} - 1]$.

When present, FEC segments shall be numbered contiguously and in order, starting at the value 0x00000000.

The number of FEC Segments for a given file can be calculated as follows:

$$N_{\text{fec}} = \text{INT} ((\text{FEC_size} - 1) / \text{FEC_segment_size}) + 1$$

Consequently, when present, FEC Segments have a `segment_number` in the range $[0 : N_{\text{fec}} - 1]$.

The file segmentation and the message sequences are illustrated in Figure H.1.

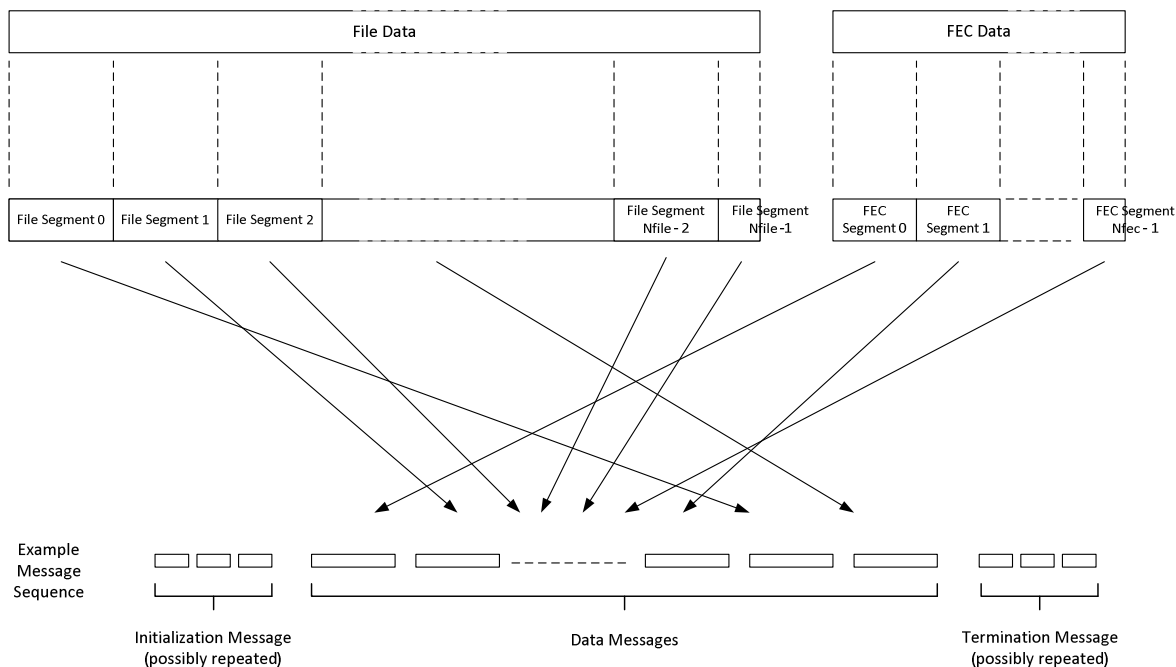


Figure H.1: FDP message sequence

The use of FEC is optional, and is not specified in the present document. FEC Segments can only be sent in addition to File Segments. All File Segments shall be broadcast, regardless of whether FEC segments are broadcast or not, to allow terminals ignoring FEC segments to be able to reconstruct files from the received File Segments.

H.3.2 Message sequence

The timing of the broadcast of files using FDP is described by the `<availabilityWindow>` element of the Content Access Download Descriptor (as defined in the OIPF DAE specification [1]).

For a file download to take place, the following message sequence has to occur within the `availabilityWindow` period:

- Initialization Message (possibly repeated several times).
- Data Messages, carrying the File Segments and possibly also FEC Segments.
- Termination Message (possibly repeated several times).

NOTE: One or more repetitions of the Initialization Message may be broadcast after the first Data Message.

Within the `availabilityWindow` period, the following rules shall apply:

- The above message sequence shall not occur more than once per `availabilityWindow` period.
- There shall be at least one Initialization Message sent between the start of the `availabilityWindow` period and the first Data Message.
- There shall be at least one Termination Message sent between the last Data Message and the end of the `availabilityWindow` period.
- There shall not be any Initialization Messages sent after the first Termination Message.

- All Data Messages making up the file shall be sent between the first Initialization Message and the first Termination Message. However, during this period Data Messages may be sent in any order and each Data Message may be sent more than once.

Each message contains a `CRC_32`. The terminal shall check the integrity of each received message by checking the CRC value as specified in annex A of ISO/IEC 13818-1 [46].

H.3.3 Repeated broadcasts of file segments

When segments of the same file (according to the criterion specified in clause H.2.3) are broadcast multiple times, each of these segments shall be identical across all repetitions. Therefore, it shall be possible for the terminal to reconstruct the file by reassembling segments obtained from different broadcasts of same file.

The multiple broadcasts may be carried in the same Data Pipe (same component of the same data broadcast service), or in a different Data Pipe (e.g. in another service, located on a different Transport Stream).

In case of multiple broadcasts of a file, the following shall apply:

- When the terminal has received a subset of the File Segments related to a file, the terminal shall not discard those File Segments but shall attempt to receive the missing File Segments during a subsequent broadcast.
- When the terminal has received a set of File Segments and FEC Segments which permits the successful reconstruction of the file, the terminal shall deem the download as completed, disregard all subsequent messages relating to this file, and free-up the corresponding resources.

H.3.4 File segment recovery

The Initialization Message may provide a Recovery URL, which is associated with the file it relates to. This Recovery URL indicates the location where the terminal may retrieve the File Segments which have not been received successfully. The use of the recovery URL by the terminal is optional.

To retrieve a specific File Segment using this Recovery URL, the terminal shall issue an HTTP GET with the URL formed by the concatenation of the Recovery URL with `<segment_number>` (as an 8-character hex string).

EXAMPLE:

If the Recovery URL supplied for a specific file is:

```
http://recovery_server.service_provider.com/recovery/FileXYZ/ ,
```

the terminal can retrieve the File Segment number 0x01234567 of this file at the following URL:

```
http://recovery_server.service_provider.com/recovery/FileXYZ/01234567.
```

The terminal shall only use this mechanism in cases where a subset of the File Segments of a file has been successfully received, but this subset is not sufficient for the file to be completely reconstructed and there is no subsequent `availabilityWindow` known to the terminal during which missing segments could be received. In such cases:

- If a Recovery URL is associated with the file, the terminal may attempt to fetch missing segments via broadband using this URL as described above. If so, the first request to this URL shall occur only after the receipt of a Termination Message within the last known `availabilityWindow` associated to the file or after the end of this last known `availabilityWindow`, whichever earlier. From this event, the terminal shall wait a random duration between zero and the value of the `time_dispersion` field specified in the Initialization Message (see clause H.4.2) before performing this first request. This randomization is required, in order to avoid large numbers of terminals contacting the recovery server simultaneously, resulting possibly in server overloads.
- If for any reason, such a recovery is not attempted, or is unsuccessful, the terminal shall consider the download of this file as completed with errors or failed (depending on the value of `discard_file_on_error_flag` as described in clause H.4.2) and report accordingly to the application.

H.4 Syntax and semantics of FDP messages

H.4.1 Message types

The FDP messages can be of different types but all include the same header information. The Message Type is indicated in the header of each message as an 8-bit field, with a value as defined in Table H.1.

Table H.1: FDP message types

Value	Type of message
0x00	Reserved
0x01	Initialization Message
0x02-0x10	Reserved
0x11	Data Message containing a File Segment (see clause H.3.1)
0x12	Data Message containing a FEC Segment (see clause H.3.1)
0x13-0x20	Reserved
0x21	Termination Message
0x22-0xFF	Reserved

H.4.2 Initialization Message

The Initialization Message shall have the following syntax.

Table H.2: Initialization message

Syntax	Number of bits	Identifier
initialization_message() {		
protocol_version	8	uimsbf
message_type	8	uimsbf
message_length	16	uimsbf
organisation_id	32	uimsbf
file_id	32	uimsbf
file_size	48	uimsbf
file_segment_size	16	uimsbf
FEC_size	48	uimsbf
FEC_segment_size	16	uimsbf
max_recovery_requests	20	uimsbf
min_time_between_requests	12	uimsbf
time_dispersion	16	uimsbf
discard_file_on_error_flag	1	bslbf
reserved_future_use	7	bslbf
recovery_URL_length	8	uimsbf
for (i=0 ; i < N ; i++) {		
recovery_URL_char	8	uimsbf
}		
private_data_length	8	uimsbf
for (i=0 ; i < M ; i++) {		
private_data_byte	8	uimsbf
}		
CRC_32	32	rpchof
}		

Semantics for the Initialization Message:

protocol_version: This field shall have the value 0x01. Terminals shall ignore all messages that have a different value in this field.

message_type: In Initialization Messages, this field shall have the value 0x01.

message_length: This field specifies the number of bytes of the message, starting immediately following the `message_length` field and including the CRC.

organisation_id: This field is the `organisation_id` as defined in ETSI TS 102 809 [3]. Along with the `file_id`, it forms a tuple which uniquely identifies the file being broadcast (see clause H.2.3).

file_id: This field is the identifier of the file as defined in clause H.2.3. Along with the `organisation_id`, it forms a tuple which uniquely identifies the file being broadcast.

file_size: This field gives the total size (in bytes) of the file.

file_segment_size: This field gives the number of data bytes in the File Segments, except for the last File Segment of the file which may be smaller (see clause H.3.1).

FEC_size: This field gives the total size (in bytes) of the FEC data block (see clause H.3.1). If there are no FEC segments transmitted, this field shall have the value zero.

FEC_segment_size: This field gives the number of data bytes in the FEC Segments sent in addition to the File Segments, except for the last FEC Segment which may be smaller (see clause H.3.1). If `FEC_size` equals zero, this field has no meaning.

discard_file_on_error_flag: This field is a 1-bit flag indicating how the terminal should behave when a file cannot be reconstructed without any error. A value of '0' indicates that the terminal shall keep the file even when there are uncorrected errors (erroneous or missing File Segments). In such a case, the Download shall be reported as successfully completed to the application, and the presence of errors shall be reported by using the `errorLevel` property of the `Download` class (see clause A.2.11). A value of '1' indicates that the terminal shall not keep the file when there are uncorrected errors (erroneous or missing File Segments). In such a case, the incomplete or erroneous file shall be deleted, and the Download shall be reported to the application as "failed".

max_recovery_requests: This is a 20-bit field indicating the maximum number of recovery requests each terminal may make to the Recovery URL (see clause H.3.4) to recover File Segments of this file. This includes any retries a terminal may make in response to failing requests. A value of '0' indicates that there is no limit specified by this message. If there is no Recovery URL provided in this message, this field may be ignored.

min_time_between_requests: This is a 12-bit field indicating the minimum time (in seconds) that shall separate two consecutive requests made by a terminal to the `Recovery_URL`. In case there is no Recovery URL provided in this message, this field may be ignored.

time_dispersion: This is a 16-bit field indicating the range (in seconds) of the time dispersion that shall be applied by terminals to randomize the time at which the terminal will perform the first attempt to retrieve missing segments using the Recovery URL (as described in clause H.3.4). A value of '0' indicates that no time dispersion is required. If there is no Recovery URL provided in this message, this field may be ignored.

recovery_URL_length: This field gives the total length in bytes of the text string forming the Recovery URL (see clause H.3.4). If no Recovery URL is provided in this message, this field shall have the value zero.

recovery_URL_char: Character of the text string forming the Recovery URL (see clause H.3.4).

private_data_length: This field gives the total length in bytes of the following loop containing private data.

private_data_byte: This is an 8-bit field, the value of which is privately defined.

CRC_32: This is a 32 bit field that contains the CRC value that gives a zero output of the registers in the decoder defined in annex B of ISO/IEC 13818-1 [46] after processing the entire message.

H.4.3 Data Message

A Data Message can be used to carry either a File Segment or a FEC Segment (see clause H.3.1 for details).

The Data Message shall have the following syntax.

Table H.3: Data message

Syntax	Number of bits	Identifier
data_message() {		
protocol_version	8	uimsbf
message_type	8	uimsbf
message_length	16	uimsbf
organisation_id	32	uimsbf
file_id	32	uimsbf
segment_number	32	uimsbf
data_length	16	uimsbf
for (i=0 ; i < N ; i++) {		
data_byte	8	uimsbf
}		
CRC_32	32	rpchof
}		

Semantics for the Data Message:

protocol_version: This field shall have the value 0x01. Terminals shall ignore all messages that have a different value in this field.

message_type: In Data Messages carrying File Segments, this field shall have the value 0x11. In Data Messages carrying FEC Segments, this field shall have the value 0x12.

message_length: This field specifies the number of bytes of the message, starting immediately following the message_length field and including the CRC.

organisation_id: This field is the organisation_id as defined in ETSI TS 102 809 [3]. Along with the file_id, it forms a tuple which uniquely identifies the file being broadcast (see clause H.2.3).

file_id: This field is the Identifier of the file as defined in clause H.2.3. Along with the organisation_id, it forms a tuple which uniquely identifies the file being broadcast.

segment_number: This 32 bit field gives the number of the segment, allowing the Terminal to re-order the segments to reconstruct the file. The first segment of the file shall have the number 0x00000000. See clause H.3.1 for details.

data_length: This field gives the total length in bytes of the following loop containing the message data.

data_byte: This is an 8-bit field, constituting the content of the File Segment or the FEC segment. The number of data_byte fields in a Data Message shall be equal to the file_segment_size or FEC_segment_size field, as appropriate, carried in the Initialization Message within this availabilityWindow period.

CRC_32: This is a 32 bit field that contains the CRC value that gives a zero output of the registers in the decoder defined in annex B of ISO/IEC 13818-1 [46] after processing the entire message.

H.4.4 Termination Message

The Termination Message shall have the following syntax.

Table H.4: Termination message

Syntax	Number of bits	Identifier
termination_message() {		
protocol_version	8	uimsbf
message_type	8	uimsbf
message_length	16	uimsbf
organisation_id	32	uimsbf
file_id	32	uimsbf
private_data_length	8	uimsbf
for (i=0 ; i < M ; i++) {		bslbf
private_data_byte	8	uimsbf
}		
CRC_32	32	rpchof
}		

Semantics for the Termination Message:

protocol_version: This field shall have the value 0x01. Terminals shall ignore all messages that have a different value in this field.

message_type: In Termination Messages, this field shall have the value 0x21.

message_length: This field specifies the number of bytes of the message, starting immediately following the `message_length` field and including the CRC.

organisation_id: This field is the `organisation_id` as defined in ETSI TS 102 809 [3]. Along with the `file_id`, it forms a tuple which uniquely identifies the file being broadcast (see clause H.2.3).

file_id: This field is the Identifier of the file as defined in clause H.2.3. Along with the `organisation_id`, it forms a tuple which uniquely identifies the file being broadcast.

private_data_length: This field gives the total length in bytes of the following loop containing private data.

private_data_byte: This is an 8-bit field, the value of which is privately defined.

CRC_32: This is a 32 bit field that contains the CRC value that gives a zero output of the registers in the decoder defined in annex B of ISO/IEC 13818-1 [46] after processing the entire message.

Annex I (informative): Push-VoD services

I.1 Introduction

NOTE: Download via broadcast using FDP and via broadband using HTTP are likely to be removed in the next revision of the present document.

Terminals which support the "download feature" provide an enhanced content download API which allows for implementing push-VoD services. Following this concept an HbbTV[®] application schedules the download of movies or other audio-visual content prior to its presentation. Content is downloaded from the broadcast channel. The application should schedule content downloads automatically and without any user interaction. Once the content is completely downloaded it can be offered for playback to provide an instantaneous and error-free VoD experience. Push-VoD provides highest quality of service even for content of high data volume (HD, 3D, Ultra HD) and even if a high bandwidth broadband channel is not available.

I.2 Level of trust

APIs used for push-VoD services are trusted. Therefore, the service provider should ensure that its application is trusted on the target terminals.

I.3 Protocols

I.3.1 Broadcast protocol

The protocol for push-VoD services is FDP as defined in annex H.

I.3.2 Download protocol

A download is described by a Content Access Download Descriptor (CADD) as defined in annex E of OIPF DAE with the clarifications as described in clause 7.3.1.5.1 of the present document.

I.3.3 Sources

The source of the file data is defined by an FDP URL as defined in clause H.2.4.

I.4 Application features

I.4.1 Overview on application features

In general, a Push-VoD application will provide at least the following user interfaces:

- Advertising the service.
- Subscription/Unsubscription to the service.
- Content browsing and management.
- Content Playback.

Additionally, a push-VoD application will necessarily implement at least the following functions in the background:

- Schedule downloads.
- Delete or cancel old downloads.

Applications may also reserve hard disk space for push-VoD content.

Applications will implement these functions using the Content Download API as defined in clause 7.4 of the OIPF DAE specification [1].

1.4.2 Hard disk space reservation

To ensure that there will be space on the hard disk for scheduled downloads, the application should use the Content Download API to reserve a part of the hard disk for its push-VoD content. Applications from the same organization (as indicated by the application's organization ID) can only reserve one part of the hard disk. Hard disk space reservation is usually done when the user subscribes to the service, and accepts its conditions.

To reach a wide range of coverage the content provider should carefully decide about the size of the reserved space. It might be limited due to hardware capabilities or due to the hard disk being used for PVR recordings or other applications. The application should not reserve more space than needed.

The Terminal decides whether or not to reserve storage space in response to a request from an application. HbbTV® intentionally does not define the criteria that are used for making this decision. Some examples of possible criteria that may be used include the following:

- The order in which requests to reserve space were made.
- Space being available.
- Asking the end-user.
- A commercial agreement between the terminal manufacturer and the service provider making the request.
- The presence of the calling application on a white list of applications maintained by the terminal manufacturer.
- The absence of the calling application from a black list of applications maintained by the terminal manufacturer.

If the Terminal refuses the requested reservation, the application should evaluate the return value of the API function and should inform the user accordingly.

1.4.3 Hard disk deallocation

A push-VoD application should provide the possibility to free some or all of the storage space that it may have reserved, allowing the user to recover it for other purposes. Thus, if the user selects such an option, the application should:

- Delete all completed and in-progress downloads.
- Cancel all scheduled downloads.
- Free its storage space.

Unsubscription from a push-VoD service should necessarily result in the freeing of the reserved space.

Additionally, the Terminal UI may also provide means to free storage space, independently from any application.

1.5 Content management

1.5.1 Content schedule

The content provider should plan its content schedule according to the reserved space.

The application is responsible for deleting expired content (or for flagging which content items can be deleted automatically by the terminal) and to cancel outdated downloads. The criteria for deciding which downloads should be deleted are defined by the application. This should be done prior to scheduling new downloads if necessary.

1.5.2 Play-out

The content provider should be aware that there may be competing access resources of the Terminal such as tuners (e.g. for other push-VoD services, for TV viewing, or for PVR recordings). Therefore, the content provider should provide several availability windows for each content item.

1.6 Playback

The application should provide a user interface for browsing and playing the downloaded content. Additionally, the Terminal UI may provide access to downloaded content. In that case the Terminal should only offer content that is already completely downloaded and ready for playback. Downloads scheduled for the future or ongoing downloads should not be shown.

HbbTV[®] applications from one organization are not able to access the content downloaded by an application from a different organization.

Annex J (informative): Advert insertion guidance for content providers

The present document provides support for dynamic insertion of advertising using multiple HTML5 media elements. This clause provides guidance to content providers on how to use these capabilities.

Application authors should write their applications assuming that at any given time, only one `<video>` or `<audio>` element can be in the PLAYING state. If multiple media elements exist within the DOM, the transition to the PLAYING state of one media element might cause all other media elements to transition to the PAUSED state.

As per clause 9.6.1, how the terminal renders `<video>` elements that are not in the PLAYING state is undefined. This means that if multiple `<video>` elements exist within the DOM it is possible that the `<video>` element that is in the PLAYING state might be obscured by one or more of the other `<video>` elements that are not in the PLAYING state. To maximize interoperability between HTML5 environments, it is recommended that application authors ensure that any `<video>` element that is not required to be actively presenting content is explicitly hidden. Using `"display:none"` for media elements that are in the PAUSED state is a method to achieve this recommendation.

When creating a `<video>` element for prefetching, the computed CSS of this element should have the `display` property set to `none`.

When creating a media element for prefetching, the recommended order of actions is:

- 1) Create the media element, for example by using `document.createElement("video")`.
- 2) Set the CSS `display` property to `none`, either by directly setting this property on the element or via a CSS class with a suitable CSS rule.
- 3) Add the media element to the DOM.
- 4) Call the `load()` function of the media element.

When switching between `<video>` elements, the recommended order of actions is:

- 1) Set the `display` CSS property of the pre-fetched video to `block`.
- 2) Pause the currently playing media element, using the `pause()` function.
- 3) Start playback of the pre-fetched media, using the `play()` function.
- 4) Set the `display` CSS property of the previous media element to `none`.
- 5) If the previous media element is no longer required, remove it from the DOM.

If a `<video>` element is to be paused and resumed later on, it needs to be kept in the DOM. When resuming a `<video>` element, the terminal might have discarded previously decoded key frames, which might delay the start of presentation until the next random access point in the stream is reached.

Detecting when to perform the switch between `<video>` elements can be implemented in a variety of ways, including:

- Listening to `"timeupdate"` events from the currently playing media element.
- Polling the `"currentTime"` attribute of the currently playing media element.
- Listening to `"cuechange"`, `"enter"` and `"exit"` events of a `TextTrack` on the currently playing media element.

For accurate timing, it is possible to combine these techniques. For example, a `"timeupdate"` event can be used to discover the approximate playback position and then, 500 ms before the ad break, the application can switch to polling the `"currentTime"` attribute of the currently playing media element using `setTimeout()` or `setInterval()`. Note that the HTML5 Recommendation [54] requires a terminal to emit a `"timeupdate"` event for this media element at least every 250 ms, therefore relying on the `"timeupdate"` event might not provide sufficient accuracy for ad insertion by itself.

Each media element might consume significant amounts of memory on the terminal, because several fragments of each stream might be downloaded in to system memory before the "canplay" event is fired. Application authors should limit the number of media elements that exist in the DOM to three, and should be careful to make sure they remove all references to a media element when removing it from the DOM.

The current best practice is to remove all listeners from the media element, set the `src` attribute to an empty string, delete this attribute, call the `load()` function on the `<video>` element and then remove the media element from the DOM.

```
var last;
videoElement.pause();
while (last = videoElement.lastChild) {
  videoElement.removeChild(last);
}
videoElement.setAttribute("src", "");
try{
  videoElement.removeAttribute("src");
} catch(e){
}
videoElement.load();
videoElement.parentNode.removeChild(videoElement);
videoElement=null;
```

Care needs to be taken to avoid accidentally keeping a reference to a media element within the closure scope of a function. Such a reference would cause the JavaScript virtual machine to have a reference to the media element that would stop the garbage collector releasing the media element's resources.

There is no prioritization between media elements, which means that the prefetching of one media element might impact the media element that is currently playing. If the currently playing video uses adaptive bitrate control, the prefetching of one media element might cause the currently playing video to drop to a lower bitrate representation. Typically two to three fragments are downloaded of a pre-fetched video.

When implementing the soft-partition use case, the `buffered` property of the "long-form" video element can be used to discover when sufficient data has been downloaded to reach the next advertising break. Once sufficient content has been downloaded to reach the next advertising break, the `preload` property can be set to "none" or "metadata", to provide a hint that retrieval of data should be stopped. If possible, delay pre-fetching adverts until the `buffered` property of the "long-form" video element indicates that sufficient data has been downloaded to reach the next advertising break. When the last advert in the advertising break is playing, the `preload` property of the "long-form" content should be set to "auto".

If the `preload` attribute of a media element is set to "metadata", the terminal should reduce the amount of data that the `<video>` element downloads when the `load()` function is called. If a `<video>` element was pre-fetched with the `preload` attribute set to "metadata", it is recommended to change this to "auto" once video playback has started. The reason for this recommendation is that a media element with `preload="metadata"` in the PLAYING state is defined in the HTML5 Recommendation [54] to indicate to the terminal that it should minimize its bandwidth consumption when playing this media. For streams using adaptive bitrate control, this might cause an unnecessarily conservative bitrate adaptation to be chosen.

Table J.1 below summarizes how the HTML5 Recommendation [54] defines how an application can influence the buffering decisions of the terminal:

Table J.1: HTML5 buffering decisions

PLAYING/PAUSED state	Preload property	Acquisition state
PAUSED <code>load()</code> has not been called	n/a	Not playing, not acquiring
PAUSED <code>load()</code> has been called	"metadata"	Not playing, acquiring at "reduced rate"
PAUSED <code>load()</code> has been called	"auto"	Not playing, acquiring at "any rate"
PLAYING	"metadata"	Playing, acquiring at "reduced rate"
PLAYING	"auto"	Playing, acquiring at "any rate"
PLAYING	"none"	Playing, not acquiring

Annex K (normative): Mapping between HTML5 video element and CICAM player mode

K.1 Introduction (informative)

This annex defines how an HbbTV[®] terminal is able to delegate requests to play content that originate from an HbbTV[®] application to a media player in a CICAM. Specifically it defines the integration between the video element API from HTML5 [54] and the "Host-initiated playback mode" of the CICAM player resource from ETSI TS 103 205 [37].

NOTE 1: This annex only applies to the HTML5 video element and not to the HTML5 audio element.

Behaviour of either the HTML5 video element or the HbbTV[®] terminal implementation of the CI+ protocol that is not related to the integration between them is outside the scope of this annex.

When the CICAM player resource is used in "Host-initiated playback mode":

- a media player in the CICAM is used to present content controlled by the HTML5 video element instead of the media player in the HbbTV[®] terminal that is normally used;
- the HbbTV[®] application controls media playback through the methods and properties of the HTML5 video element API which are then translated by the HbbTV[®] terminal to the messages (called "APDU"s) supported by the CICAM player resource;
- the media player in the CICAM handles IP delivery protocols in place of the HbbTV[®] terminal, and returns the content to HbbTV[®] terminal as a SPTS.

Tables K.1 and K.2 summarize this integration firstly from the viewpoint of the CICAM (by listing the APDUs defined for the CICAM player resource) and secondly from the point of view of the HTML page (by listing the HTML5 video element methods and attributes).

Table K.1: CICAM Player resource APDUs

APDU	Direction	APDU usage	Reference
CICAM_player_verify_req	Host -> CICAM	Requests CICAM to check to see if the content can be consumed.	K.3
CICAM_player_verify_reply	CICAM -> Host	Signals if it is able to consume the content.	K.3
CICAM_player_capabilities_req	CICAM -> Host	Enables the CICAM to acquire codec capabilities from the Host.	Outside the scope of this annex.
CICAM_player_capabilities_reply	Host -> CICAM	The set of codecs that the Host supports.	Outside the scope of this annex.
CICAM_player_start_req	CICAM -> Host	Request to start player session.	K.3
CICAM_player_start_reply	Host -> CICAM	Response to start request.	K.3
CICAM_player_play_req	Host -> CICAM	Request by host to play a content item.	K.3
CICAM_player_status_error	CICAM -> Host	Signal critical error to Host.	K.7
CICAM_player_control_req	Host -> CICAM	Instructs CICAM to seek to a given position and/or change playback speed.	K.8, K.9
CICAM_player_info_req	Host -> CICAM	Request for play speed, position, and duration.	K.4, K.8, K.9
CICAM_player_info_reply	CICAM -> Host	Play speed, position and duration.	K.4, K.8, K.9
CICAM_player_stop	Host -> CICAM	Instruct CICAM to terminate playback.	K.4, K.5
CICAM_player_end	CICAM -> Host	Free playback session on Host.	K.5
CICAM_player_asset_end	CICAM -> Host	Informs Host that end of asset has been reached.	K.6
CICAM_player_update_req	CICAM -> Host	CICAM requests to provide updated components.	K.10
CICAM_player_update_reply	Host -> CICAM	Host responds to player update request.	Outside the scope of this annex.

Table K.2: HTML5 video element attributes and methods

Name	Description	Reference
readonly attribute MediaError? Error	Last error in media playback - one of aborted, network error, decode error, content not supported.	K.7
attribute DOMString src	URL of content item, can be written to set a new content item.	K.2, K.5
readonly attribute DOMString currentSrc	URL of current content item or empty string.	K.2
attribute DOMString crossOrigin	Use of cookies (etc) for cross-origin requests.	K.11
readonly attribute unsigned short networkState	One of not initialized, initialized but not using network, loading data, initializing.	K.4
attribute DOMString preload	Hint of extent to which content item may be preloaded (none, metadata only, optimistic download appropriate).	Outside the scope of this annex.
readonly attribute TimeRanges buffered;	Returns the part of the content item that is buffered locally.	K.4
void load()	Reload the media element after changing the source or other properties.	K.3, K.5
CanPlayTypeEnum canPlayType(DOMString type)	Test if the MIME type is one that can be decoded, cannot be decoded or cannot be determined.	K.11
readonly attribute unsigned short readyState	Return how much of the metadata & data for the content item has been loaded - nothing, just metadata, some data but not enough to start playing, enough data to start playing.	K.4
readonly attribute boolean seeking	Indicates that an asynchronous seek is in progress.	K.9
attribute double currentTime	The current play position. Writing to this starts a seek.	K.4, K.9
readonly attribute unrestricted double duration	The time of the end of the content item.	K.4, K.9
Date getStartDate()	An explicit date and time corresponding to the zero time in the media timeline.	K.11
readonly attribute boolean paused	Indicates whether playback is paused.	K.8
attribute double defaultPlaybackRate	Default playback speed ("The defaultPlaybackRate is used by the user agent when it exposes a user interface to the user".)	Outside the scope of this annex.
attribute double playbackRate	On reading, returns the current playback rate. On writing, attempts to change the playback rate.	K.8
readonly attribute TimeRanges played	represents the ranges of points on the media timeline of the media resource reached through the usual monotonic increase of the current playback position during normal playback.	K.4
readonly attribute TimeRanges seekable	represents the ranges of the media resource, if any, that the user agent is able to seek to, at the time the attribute is evaluated.	K.4, K.9
readonly attribute boolean ended	Indicates that playback reached the end of content.	K.6
attribute boolean autoplay	Automatically begin playback of the media resource as soon as enough data is available to do so without stopping/pausing.	Outside the scope of this annex.
attribute boolean loop	If set, automatically seek back to the start of the media resource upon reaching the end and play from there.	Outside the scope of this annex.
void play()	Play the content.	K.3, K.5
void pause()	Pause the content presentation.	K.8
attribute boolean controls	Indicates whether the HTML page has provided a UI for control of media playback otherwise the user agent should do this.	Outside the scope of this annex.
attribute double volume	Audio playback volume between 0.0 and 1.0.	Outside the scope of this annex.
attribute boolean muted	On reading, indicate if audio is muted. On writing mute or unmute audio.	Outside the scope of this annex.
attribute boolean defaultMuted	Indicate that audio should default to muted when presentation starts.	Outside the scope of this annex.
readonly attribute AudioTrackList audioTracks	List of audio tracks in the content item.	K.10
readonly attribute VideoTrackList videoTracks	List of video tracks in the content item.	K.10
readonly attribute TextTrackList textTracks	List of subtitle and other tracks in the content item.	K.10

Name	Description	Reference
TextTrack addTextTrack(TextTrackKind kind, optional DOMString label, optional DOMString language)	Creates and returns a new TextTrack object, which is also added to the media element's list of text tracks.	K.11

NOTE 2: If the communication interface between HbbTV® application and CICAM defined in this annex is not rich enough then, subject to support by the CICAM, the message passing mechanism between the 'application/oipfDrmAgent' embedded object and the CI Plus protocol defined in clause 11.4.1 of the present document can be used in addition.

K.2 Determining when to use CICAM player mode

When a Content Access Streaming Descriptor including the `CICAMPlayerPreferred` element is used with an HTML5 video element then the HbbTV® terminal shall attempt to present the content referenced by the `contentURL` element using CICAM player mode. The HbbTV® terminal shall not attempt to use CICAM player mode under other circumstances - e.g. A/V control object, HTML5 video element with `src` or `source` directly referencing content, HTML5 video element with `src` or `source` referencing Content Access Streaming Descriptor without `CICAMPlayerPreferred` element or HTML5 video element with `src` or `source` referencing DASH MPD.

K.3 Starting CICAM player

The process for session initialization of Host-Initiated playback as described in clause 8.3.2 of ETSI TS 103 205 [37] shall apply for an HTML5 video element where it has been determined that a CICAM player will be used (according to clause K.2) and either the `load()` or `play()` methods are called or the `autoplay` property is set and takes effect. The URL from the `<ContentURL>` element shall be wrapped in a `ServiceLocation` and passed to the CICAM in the `CICAM_player_play_req()` and/or `CICAM_player_verify_req()` APDUs. When available in the Content Access Streaming Descriptor, the `DRMControlInformation` element obtained from the Content Access Streaming Descriptor shall also be wrapped in the `ServiceLocation` passed to the CICAM. The `ServiceLocation` shall have no `ContentAttributes` and the `priority` attribute shall be set to zero.

K.4 During CICAM player use

With reference to the sequence diagram for host-initiated playback in clause 8.7 of ETSI TS 103 205 [37], the `networkState` attribute shall be updated as defined by the resource selection and resource fetch algorithms in the HTML5 specification except as follows:

- When the `input_max_bitrate` requested by the CICAM is not zero:
 - The value `NETWORK_IDLE` shall be returned between when the HbbTV® terminal has received the `CICAM_player_start_req()` APDU from the CICAM and when the HbbTV® terminal sends the `comms_info_reply()` APDU to the CICAM.
 - The value `NETWORK_LOADING` shall be returned between when the HbbTV® terminal sends the `comms_info_reply()` APDU to the CICAM until the HbbTV® terminal sends the `CICAM_player_stop()` APDU to the CICAM.
- When the `input_max_bitrate` requested by the CICAM is zero (CICAM uses its own connectivity):
 - The value `NETWORK_LOADING` shall be returned between when the HbbTV® terminal has received the `CICAM_player_start_req()` APDU from the CICAM until the HbbTV® terminal sends the `CICAM_player_stop()` APDU to the CICAM.

The value of the `readyState` attribute shall as follows:

- `HAVE_NOTHING` when the `networkState` attribute has values other than `NETWORK_LOADING`.

- `HAVE_ENOUGH_DATA` when the `networkState` attribute has the value `NETWORK_LOADING`.

The `buffered` attribute shall return a `TimeRanges` object as follows:

- If the duration of the content is known (i.e. the `duration` field in the last `CICAM_player_info_reply()` APDU was not `0xFFFFFFFF`) then the `TimeRanges` object shall represent the full duration of the content item as defined for the value of the `duration` attribute.
- If the duration of the content is not known (i.e. the `duration` field in the last `CICAM_player_info_reply()` APDU was `0xFFFFFFFF`) then the `TimeRanges` object shall represent 5 seconds either side of the current play position.

The `played` attribute shall be calculated by the HbbTV[®] terminal as defined in the HTML5 specification using the values of the current playback position.

An HbbTV[®] application reading the current playback position (e.g. `currentTime` property) shall be handled as follows:

- HbbTV[®] terminals shall maintain a local copy of the current playback position as defined in the HTML5 specification [54] and update this as playback proceeds and return this to applications.
- HbbTV[®] terminals shall poll the CICAM player current play position by sending the `CICAM_player_info_req()` APDU. This shall be done at intervals of not more than 30 seconds.
- If the resulting `CICAM_player_info_reply()` APDU from the CICAM includes a position that is not `0xFFFFFFFF` then the terminal shall re-synchronize the local copy of the current playback position from this value and then update it the value as playback proceeds until the next poll.
- HbbTV[®] terminals shall not send a `CICAM_player_info_req()` APDU each time an application reads the current playback position and then block until a `CICAM_player_info_reply()` APDU is received.

The HbbTV[®] terminal shall maintain a local copy of the duration of the content and return this when the duration attribute is read. Each time a `CICAM_player_info_reply()` APDU is received from the CICAM, if the value of the duration field in that APDU is not `0xFFFFFFFF` then the local copy of the duration shall be updated if different. Each time the local copy is updated then a `TimeRanges` object shall be generated to be returned from the `seekable` property which shall contain a single range whose start is zero and whose end is the duration returned from the CICAM.

If the content item referenced from the video element is changed to a different one and the conditions in clause K.2 above apply for the updated content item, then the CICAM player session shall be stopped and a new CICAM player session shall be started as defined in clause K.3.

K.5 Stopping CICAM player use

An HTML5 video element shall cease using a CICAM player, according to clauses 8.3.2 and 8.6.3 of ETSI TS 103 205 [37], if any of the following apply:

- The content item referenced from the video element is changed to a different one such that none of the conditions in clause K.2 apply to the new content item and either the `load()` or `play()` methods are called.
- The `src` attribute of the video element is set to empty and the `load()` method is called.
- The HTML5 video element has released the video and audio decoder resources as defined in clause 9.6.2 of the present document.
- The HTML5 video element is garbage collected following removal from the DOM tree.

K.6 Play to end of content

If the CICAM player sends a `CICAM_player_asset_end()` APDU to the HbbTV[®] terminal with the `beginning` field set to '0' then the procedure for "When the current playback position reaches the end of the media resource when the direction of playback is forwards" shall be followed as defined in clause 4.7.10.8 of the HTML5 specification [54].

If the CICAM player sends a `CICAM_player_asset_end()` APDU to the HbbTV® terminal with the `beginning` field set to '1' then the procedure for "When the current playback position reaches the earliest possible position of the media resource when the direction of playback is backwards" shall be followed as defined in clause 4.7.10.8 of the HTML5 specification [54].

K.7 Errors

When the HbbTV® terminal receives a `CICAM_player_status_error()` APDU from the CICAM, it shall set the `error` attribute with the mapping shown in Table K.3.

Table K.3: Mapping of error values

player_status from the CICAM		MediaError? Error	
0x01	Error - content play is not possible (e.g. unsupported content format or protocol)	4	MEDIA_ERR_SRC_NOT_SUPPORTED
0x02	Error - unrecoverable error	4	MEDIA_ERR_SRC_NOT_SUPPORTED
0x03	Error - content blocked (e.g. no content license available)	3	MEDIA_ERR_DECODE

Since the HbbTV® terminal has no information about the CICAM buffering or IP connectivity, IP connectivity issues and errors in the HbbTV® terminal shall not be directly reported as errors via the HTML5 video element.

K.8 Play speed

An application setting the `playbackRate` property shall result in the terminal sending a `CICAM_player_control_req()` APDU to the CICAM with the `command` element set to 0x02 and the `Speed` element being the value set by the application converted from decimal to "hundredths of the nominal speed".

An application calling the `pause()` method shall result in the terminal sending a `CICAM_player_control_req()` APDU to the CICAM with the `command` element set to 0x02 and the `Speed` element being forced to 0.

The terminal shall periodically query the CICAM player current speed by sending the `CICAM_player_info_req()` APDU. The terminal shall maintain a cached copy of the CICAM player speed returned in the `CICAM_player_info_reply()` APDU.

An application reading the `playbackRate` property shall result in the terminal returning the cached CICAM player speed divided by 100.

An application reading the `paused` property shall result in the terminal returning `true` if the cached CICAM player speed is zero. Otherwise the terminal returns `false`.

K.9 Random access

In the seeking procedure defined in clause 4.7.10.9 of the HTML5 specification [54], immediately following step #11, "Set the current playback position to the given new playback position", the terminal shall send a `CICAM_player_control_req()` APDU to the CICAM with the `command` field set to 0x01, the `seek_mode` field set to 0x00 and the `seek` position being the newly set current playback position expressed in milliseconds.

Only when the CICAM replies with a `CICAM_player_info_reply()` APDU shall the seeking procedure resume with step #12 "Wait until the user agent has established whether or not the media data for the new playback position is available, and, if it is, until it has decoded enough data to play back that position."

K.10 Tracks

`VideoTrack`, `AudioTrack` and `TextTrack` objects shall be created for content delivered by a CICAM player as defined in clause A.2.12.1 of the present document for MPEG-2 transport streams delivered to the HbbTV[®] terminal by other mechanisms. Changes in the elementary streams delivered from the CICAM (i.e. the CICAM sending a `CICAM_player_update_req()` APDU to the host) shall result in new track objects being created based on the information in the new PMT delivered by the CICAM.

NOTE: When more than one stream of the same media type is available (e.g. audio tracks in multiple languages or for accessibility), the CICAM is expected to deliver all available streams to the HbbTV[®] terminal.

The mechanisms for component selection defined in clause 10.2.7 of the present document shall be supported for the stream delivered from the CICAM in the same way as they would be supported for an MPEG-2 transport stream streamed over HTTP.

K.11 No mapping possible

No mapping of the following methods or properties from the HTML5 video element is possible:

- The `crossOrigin` attribute will be ignored by the CICAM player.
- The `getStartDate()` method shall return a `Date` object representing "NaN".
- The `canPlayType` method shall return the same result for a given input regardless of the presence or absence of a CICAM supporting CICAM player mode.
- HbbTV[®] applications should not call the `addTextTrack()` method for a video element being presented by a CICAM player. Any track objects created shall have the readiness state set to 'Failed to load'.

Annex L (normative): Deprecated features

L.1 Introduction

Some of the features that have been required by previous versions of the present document have been deprecated. These features are listed in this annex. Application authors should not use these features and terminals will not be required to support them in a future version of the present document.

L.2 Void

L.3 Tiresias resident font

The requirement for terminals to have the "Tiresias™ Screenfont" v8.03 (or equivalent) resident has been deprecated and will be removed in a subsequent version of the present document.

L.4 Broadband streaming of broadcast subtitles and of MPEG-2 transport streams

Support for non-adaptive HTTP streaming using the MPEG-2 transport stream system format is deprecated and the requirement will be removed in a subsequent version of the present document.

Support for broadcast subtitles streamed over broadband in an MPEG-2 transport stream system format is deprecated and the requirement will be removed in a subsequent version of the present document.

L.5 AVComponent and sub-classes

The following properties from the AVComponent class are deprecated in instances of AVAudioComponent, AVSubtitleComponent and AVVideoComponent returned from an A/V control object:

- AVComponent.pid
- AVComponent.encoding
- AVComponent.encrypted

The following property from the AVAudioComponent class is deprecated in instances returned from an A/V control object:

- AVAudioComponent.audioChannels

The following property from the AVVideoComponent class is deprecated in instances returned from an A/V control object:

- AVVideoComponent.aspectRatio

Annex M (informative): Multi-stream synchronization examples

M.1 Alternate audio track for a single broadcast TV program

M.1.1 Introduction

Figure M.1 illustrates the example of a single broadcast TV programme that has an alternate audio track that is available via broadband. Examples uses for alternate audio tracks include accessibility (audio description for the partly sighted, clean audio for the hard of hearing) as well as additional languages.

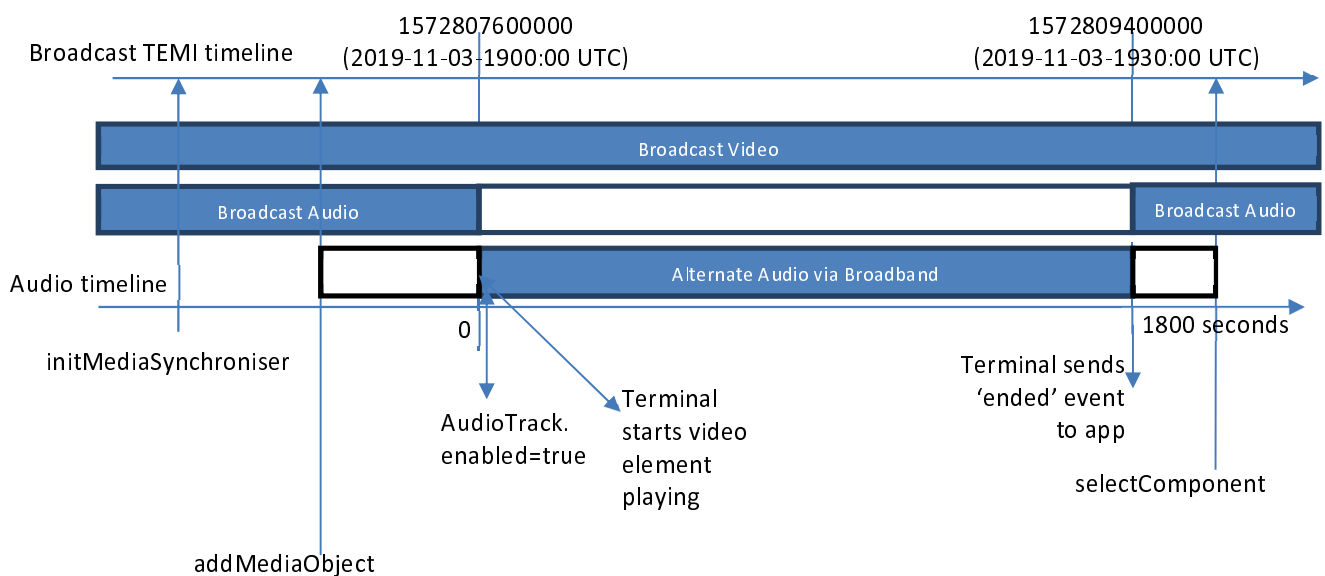


Figure M.1: Example of alternate audio track for a single broadcast TV programme

This example assumes the following context:

- The broadcast program from 19:00 UTC to 19:30 UTC on November 3rd 2019 has an alternate audio track.
- The broadcast has a TEMI timeline that encodes UTC as milliseconds since the Unix epoch. 19:00 UTC corresponds to a value on the TEMI timeline of 1572807600000.
- The user is already watching broadcast TV some time before 19:00 UTC.
- The alternate audio track is distributed via DASH using a static MPD one Period with its timeline starting from zero.
- The alternate audio track has `AdaptationSet@role` set to "alternate" and other information set such that the terminal will not automatically select in "Component selection by the terminal". For example:
 - `@lang` being a language that is not in the user's audio language preferences.
 - The terminal does not have a user setting or preference for clean audio but the Adaptation Set includes an accessibility element with `@schemeIdUri = "urn:tva:metadata:cs:AudioPurposeCS:2007"` and `@value = "2"` for the hard of hearing (see ETSI TS 103 285 [45], clause 6.1.2).

M.1.2 User viewing service before programme starts

When the user is viewing the service before 19:00, a broadcast-related application runs and does the following:

- Creates a video/broadcast object & calls the `bindToCurrentChannel` method.
- Creates a `mediaSynchroniser` object and initializes it with the video/broadcast object and the timeline selector for the TEMI timeline.

NOTE 1: There is no need to wait for an `SynchroniserInitialised` event as the call to the load method may in practice take long enough for the previous method call to complete.

- Creates an HTML5 audio element with the source pointing to the DASH MPD for the alternate audio track.
- Calls the `load` method on the HTML5 audio element and waits for the 'loadeddata' event.
- Registers a listener for `error` events from the `mediaSynchroniser` object.
- Calls `addMediaObject` with the following arguments:
 - `mediaObject` = the HTML5 audio element;
 - `timelineSelector` = "urn:dvb:css:timeline:mpd:period:rel:50:1";
 - `correlationTimestamp` = {`tlvMaster`= 1572807600000, `tlvSlave`=0};
 - `tolerance` = 40 ms;
 - `multiDecoderMode` = false.
- Receives an error event with code 11 indicating a transient error of the `mediaSynchroniser` due to there being no valid content in the alternate audio track at this time. This should be ignored as media synchronization will automatically resume after this error code.

NOTE 2: In some early implementations, the call to `addMediaObject` may fail with an error event with a different code - one from which media synchronization does not automatically resume. On such implementations, applications should wait until the TEMI timeline advances past 19:00 and call the method again.

- Polls the `currentTime` of the `mediaSynchroniser` object waiting for 19:00:
 - The application may unselect the broadcast audio by calling the `unselectComponent(COMPONENT_TYPE_AUDIO)` on the video/broadcast object however this is not required as the broadcast audio will be automatically unselected.
- Sets the `enabled` property of the audio track of the audio element to true.

NOTE 3: This starts an asynchronous process in the terminal including the following:

- changing the selected audio component from the broadcast audio to the broadband audio; and
- resuming media synchronization after the transient error.

NOTE 4: Media synchronization will be visible to applications through a number of events. No action is needed.

- Receives a `SelectedComponentChange` on the video/broadcast object when the broadcast audio is stopped.
- Receives a `playing` event on the audio element when the alternate audio is about to be started.
- Recives zero or more sets of the following events on the audio element - `seeking` / `timeupdate` / `seeked`.
- Receives `timeupdate` events as a result of "the usual monotonic increase of the current playback position during normal playback" (see "time marches on steps" in HTML5 [54]). Applications need to be careful to distinguish these `timeupdate` events from `timeupdate` events fired for other reasons.
- Receives a `SyncNowAchievable` event.

The following happens at the end of the alternate content:

- Before 19:30, the application registers a listener on the HTML5 audio element and waits for the ended event.
- When the end of the alternate content is reached:
 - The terminal posts the `ended` event to the application.

NOTE 5: Clause 9.6.2 of the present document requires the `ended` event to be received within 250 ms of the end of the alternate audio.

- A transient error is generated on the `mediaSynchroniser` object with code 2 and the HTML5 audio element is removed from on the `mediaSynchroniser` by the terminal.

NOTE 6: In some early implementations, no transient error will be generated and the audio element may not be removed from the `mediaSynchroniser` object. The application will then need to do this explicitly.

- The application calls the `selectComponent` method on the video/broadcast object to ensure the original audio component is presented.

NOTE 7: Implementations may automatically revert to the broadcast audio when the end of the alternate audio is reached in which case the above method call would be redundant.

- The application calls `removeMediaObject` with the video/broadcast object.

NOTE 8: In some early implementations, this call may dispatch an error event with code 8. This can be ignored as there is no mechanism to completely dispose of a `mediaSynchroniser` object on such implementations.

M.1.3 User starts viewing service during programme

If the user starts viewing the service during the programme then what happens is the same as if they are viewing the service before the programme except as follows:

- The application registers a handler for `MediaObjectAdded` events before calling `addMediaObject`.
- The call to `addMediaObject` is not followed by a transient error.
- When the application receives a `MediaObjectAdded` event, it sets `AudioTrack.enabled` to 'true'.

NOTE: This event is not supported in some early implementations. If not supported then applications are recommended to use standard JavaScript features to introduce a delay between the call to `addMediaObject` and setting `AudioTrack.enabled` to 'true'.

M.2 Alternate audio track for a broadcast TV service

M.2.1 Introduction

Figure M.2 illustrates the example of a broadcast TV service that has an alternate audio track that is available via broadband. Examples uses for alternate audio tracks include accessibility (audio description for the partly sighted, clean audio for the hard of hearing) as well as additional languages.

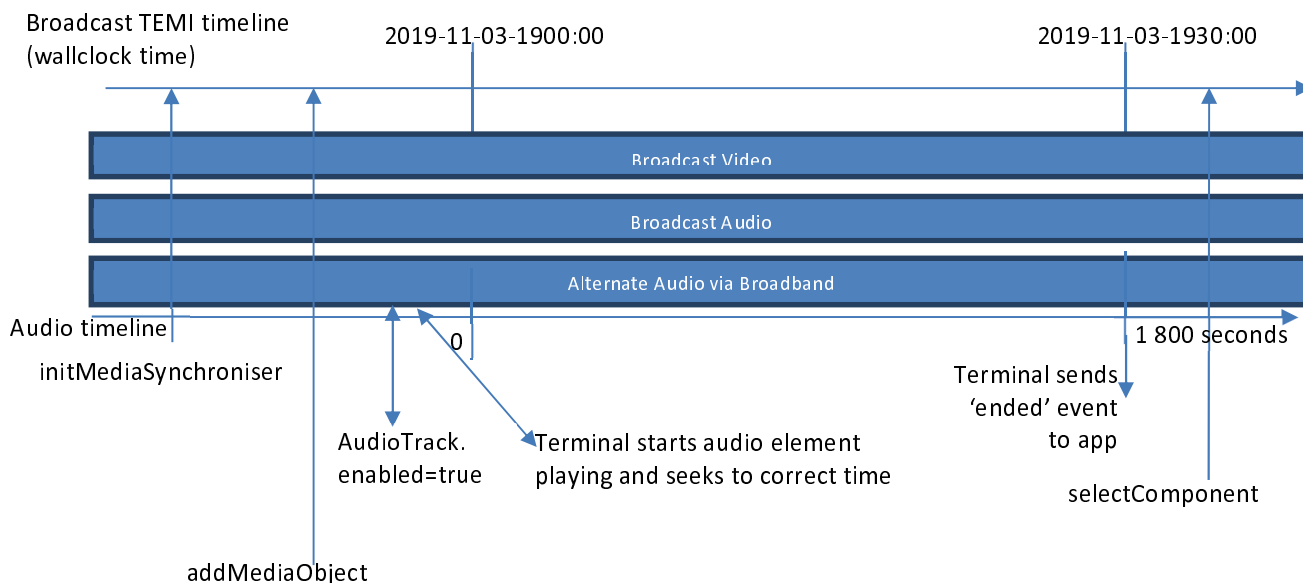


Figure M.2: Example of alternate audio track for a broadcast TV service

In contrast to clause M.1 and Figure M.1, the alternate audio track is distributed as a live DASH stream. The steps involved are as follows:

- Same as M.1 upto and including call to `addMediaObject`.
- No transient error will be generated following the call to `addMediaObject`.
- The application sets `AudioTrack.enabled` to true in order to forces the selection of the alternate audio regardless of any user preferences (e.g. if the audio is clean audio and the terminal does not have a user preference for that).
- The terminal starts the audio element playing and seeks to the correct time. Events are fired on the video element as defined by HTML5 [54] - e.g. `playing`, `seeking`, `seeked`, `timeupdate`.

NOTE: There may be more than one seek operation. For example, a seek before starting playing based on an estimate of how long starting playing might take and then a seek after starting playing.

- The terminal plays the broadcast video and the alternate audio in sync. The terminal may perform seeks on the broadband audio if needed in order to keep the video and audio in sync within the tolerance specified.
- The application polls the `currentTime` on the `mediaSynchroniser` waiting for 19:30.
- The application performs the following steps in any order:
 - Calls the `selectComponent(COMPONENT_TYPE_AUDIO)` on the video/broadcast object to return to the broadcast audio.
 - Calls `removeMediaObject` to remove the audio element from the `mediaSynchroniser`, pause it and then remove it as defined in annex J of the present document.

Annex N (normative): Electronic attachments

The present document includes an electronic attachment `ts_102796v010701p0.zip` with the following contents:

- `hbttv_termcap_2022_1_h204.xsd`
This is the normative XML schema file whose text is included informatively in clause A.2.15 of the present document.
- `hbttv_termcap_h204_example.xml`
This is an example XML capabilities including the XML schema extensions defined in clauses 10.2.4.7 and A.2.15 of the present document and which validates using the schema when used with a tool supporting XML schema version 1.1. In order to validate with a tool only supporting XML schema version 1.0, the "xs:any" particles in `profileListType` and `uiExtensionType` need to be removed.
- `hbttv_application_descriptor.xsd`
This is the normative XML schema file whose text is included informatively in clause 7.2.3.2 of the present document that defines the extended format of the `<ApplicationDescriptor>` element to provide parental rating information for broadcast-independent applications.
- `hbttv-xml-ait-extensions-example.xml`
This is an example XML AIT for a broadcast-independent application including examples of the additional elements defined in clause 7.2.3.2 of the present document and which validates using the schema.
- `hbttv_dvb_i_service_list_extension.xsd`
This is the normative XML schema file for the extension to the DVB-I ETSI TS 103 770 [96] service list schema defined in clause O.4 of the present document.
- `hbttv_dvb_i_extended_service_list_example.xml`
This is an example of a DVB-I service list extended with the triplet as defined in clause O.4 of the present document and which validates using the previously referenced schema.
- `response__org.hbttv.app.intent.schema.json`
This is the normative JSON schema that will validate for a correctly formed JSON-RPC response by an application to a request made by the terminal, as referred to in clause 16.3.4 of the present document.
- `notification__org.hbttv.app.voice.ready.json`
This is the normative JSON schema that will validate a correctly formed JSON-RPC notification with method name `org.hbttv.app.voice.ready`, as referred to in clause 16.4.1 of the present document.
- `notification__org.hbttv.app.state.media.schema.json`
This is the normative JSON schema that will validate a correctly formed JSON-RPC notification with method name `org.hbttv.app.state.media`, as referred to in clause 16.4.2 of the present document.
- `request__org.hbttv.app.intent.media.pause.schema.json`
This is the normative JSON schema that will validate for a correctly formed JSON-RPC request with method name `org.hbttv.app.media.pause`, as referred to in clause 16.5.1 of the present document.
- `request__org.hbttv.app.intent.media.play.schema.json`
This is the normative JSON schema that will validate for a correctly formed JSON-RPC request with method name `org.hbttv.app.intent.media.play`, as referred to in clause 16.5.2 of the present document.
- `request__org.hbttv.app.intent.media.fast-forward.schema.json`
This is the normative JSON schema that will validate for a correctly formed JSON-RPC request with method name `org.hbttv.app.intent.media.fast-forward`, as referred to in clause 16.5.3 of the present document.
- `request__org.hbttv.app.intent.media.fast-reverse.schema.json`
This is the normative JSON schema that will validate for a correctly formed JSON-RPC request with method name `org.hbttv.app.intent.media.fast-reverse`, as referred to in clause 16.5.4 of the present document.

- `request__org.hbbtv.app.intent.media.stop.schema.json`
This is the normative JSON schema that will validate for a correctly formed JSON-RPC request with method name `org.hbbtv.app.intent.media.stop`, as referred to in clause 16.5.5 of the present document.
- `request__org.hbbtv.app.intent.media.seek-content.schema.json`
This is the normative JSON schema that will validate for a correctly formed JSON-RPC request with method name `org.hbbtv.app.intent.media.seek-content`, as referred to in clause 16.5.6 of the present document.
- `request__org.hbbtv.app.intent.media.seek-relative.schema.json`
This is the normative JSON schema that will validate for a correctly formed JSON-RPC request with method name `org.hbbtv.app.intent.media.seek-relative`, as referred to in clause 16.5.7 of the present document.
- `request__org.hbbtv.app.intent.media.seek-live.schema.json`
This is the normative JSON schema that will validate for a correctly formed JSON-RPC request with method name `org.hbbtv.app.intent.media.seek-live`, as referred to in clause 16.5.8 of the present document.
- `request__org.hbbtv.app.intent.media.seek-wallclock.schema.json`
This is the normative JSON schema that will validate for a correctly formed JSON-RPC request with method name `org.hbbtv.app.intent.media.seek-wallclock`, as referred to in clause 16.5.9 of the present document.
- `request__org.hbbtv.app.intent.search.schema.json`
This is the normative JSON schema that will validate for a correctly formed JSON-RPC request with method name `org.hbbtv.app.intent.search`, as referred to in clause 16.5.10 of the present document.
- `request__org.hbbtv.app.intent.display.schema.json`
This is the normative JSON schema that will validate for a correctly formed JSON-RPC request with method name `org.hbbtv.app.intent.display`, as referred to in clause 16.5.11 of the present document.
- `request__org.hbbtv.app.intent.playback.schema.json`
This is the normative JSON schema that will validate for a correctly formed JSON-RPC request with method name `org.hbbtv.app.intent.playback`, as referred to in clause 16.5.12 of the present document.
- `request__org.hbbtv.af.featureSupportInfo.schema.json`
This is the normative JSON schema that will validate for a correctly formed JSON-RPC request with method name `org.hbbtv.af.featureSupportInfo`, as referred to in clause 15.2.2.1.1 of the present document.
- `response__org.hbbtv.af.featureSupportInfo.schema.json`
This is the normative JSON schema that will validate for a correctly formed JSON-RPC response with a method field of a `result` parameter with name `org.hbbtv.af.featureSupportInfo`, as referred to in clause 15.2.2.1.2 of the present document.
- `request__org.hbbtv.af.featureSuppress.schema.json`
This is the normative JSON schema that will validate for a correctly formed JSON-RPC request with method name `org.hbbtv.af.featureSuppress`, as referred to in clause 15.2.2.2.1 of the present document.
- `response__org.hbbtv.af.featureSuppress.schema.json`
This is the normative JSON schema that will validate for a correctly formed JSON-RPC response with a method field of a `result` parameter with name `org.hbbtv.af.featureSuppress`, as referred to in clause 15.2.2.2.2 of the present document.
- `request__org.hbbtv.af.featureSettingsQuery.schema.json`
This is the normative JSON schema that will validate for a correctly formed JSON-RPC request with method name `org.hbbtv.af.featureSettingsQuery`, as referred to in clause 15.2.2.3.1 of the present document.
- `response__org.hbbtv.af.featureSettingsQuery.subtitles.schema.json`
This is the normative JSON schema that will validate for a correctly formed JSON-RPC response with method name `org.hbbtv.af.featureSettingsQuery` and a feature value of `subtitles`, as referred to in clause 15.3.2.2 of the present document.

- `notification__org.hbbtv.af.subtitles.schema.json`
This is the normative JSON schema that will validate for a correctly formed JSON-RPC notification with method name `org.hbbtv.notify` and a `msgType` of `subtitlesPrefChange`, as referred to in clause 15.3.2.3 of the present document.
- `response__org.hbbtv.af.featureSettingsQuery.dialogueEnhancement.schema.json`
This is the normative JSON schema that will validate for a correctly formed JSON-RPC response with method name `org.hbbtv.af.featureSettingsQuery` and a feature value of `dialogueEnhancement`, as referred to in clause 15.3.3.2 of the present document.
- `notification__org.hbbtv.af.dialogueEnhancement.schema.json`
This is the normative JSON schema that will validate for a correctly formed JSON-RPC notification with method name `org.hbbtv.notify` and a `msgType` of `dialogueEnhancementPrefChange`, as referred to in clause 15.3.3.3 of the present document.
- `request__org.hbbtv.af.dialogueEnhancementOverride.schema.json`
This is the normative JSON schema that will validate for a correctly formed JSON-RPC request with method name `org.hbbtv.af.dialogueEnhancementOverride`, as referred to in clause 15.3.3.4 of the present document.
- `response__org.hbbtv.af.dialogueEnhancementOverride.schema.json`
This is the normative JSON schema that will validate for a correctly formed JSON-RPC response with method name `org.hbbtv.af.dialogueEnhancementOverride`, and a feature value of `dialogueEnhancement`, as referred to in clause 15.3.3.4 of the present document.
- `response__org.hbbtv.af.featureSettingsQuery.uiMagnifier.schema.json`
This is the normative JSON schema that will validate for a correctly formed JSON-RPC response with method name `org.hbbtv.af.featureSettingsQuery` and a feature value of `uiMagnifier`, as referred to in clause 15.3.4.2 of the present document.
- `notification__org.hbbtv.af.uiMagnifier.schema.json`
This is the normative JSON schema that will validate for a correctly formed JSON-RPC notification with method name `org.hbbtv.notify` and a `msgType` of `uiMagnifierPrefChange`, as referred to in clause 15.3.4.3 of the present document.
- `response__org.hbbtv.af.featureSettingsQuery.highContrastUI.schema.json`
This is the normative JSON schema that will validate for a correctly formed JSON-RPC response with method name `org.hbbtv.af.featureSettingsQuery` and a feature value of `highContrastUI`, as referred to in clause 15.3.5.2 of the present document.
- `notification__org.hbbtv.af.highContrastUI.schema.json`
This is the normative JSON schema that will validate for a correctly formed JSON-RPC notification with method name `org.hbbtv.notify` and a `msgType` of `highContrastUIPrefChange`, as referred to in clause 15.3.5.3 of the present document.
- `response__org.hbbtv.af.featureSettingsQuery.screenReader.schema.json`
This is the normative JSON schema that will validate for a correctly formed JSON-RPC response with method name `org.hbbtv.af.featureSettingsQuery` and a feature value of `screenReader`, as referred to in clause 15.3.6.2 of the present document.
- `notification__org.hbbtv.af.screenReader.schema.json`
This is the normative JSON schema that will validate for a correctly formed JSON-RPC notification with method name `org.hbbtv.notify` and a `msgType` of `screenReaderPrefChange`, as referred to in clause 15.3.6.3 of the present document.
- `response__org.hbbtv.af.featureSettingsQuery.responseToUserAction.schema.json`
This is the normative JSON schema that will validate for a correctly formed JSON-RPC response with method name `org.hbbtv.af.featureSettingsQuery` and a feature value of `responseToUserAction`, as referred to in clause 15.3.7.2 of the present document.

- `notification__org.hbbtv.af.responseToUserAction.schema.json`
This is the normative JSON schema that will validate for a correctly formed JSON-RPC notification with method name `org.hbbtv.notify` and a `msgType` of `responseToUserActionPrefChange`, as referred to in clause 15.3.7.3 of the present document.
- `request__org.hbbtv.af.triggerResponseToUserAction.schema.json`
This is the normative JSON schema that will validate for a correctly formed JSON-RPC request with method name `org.hbbtv.af.triggerResponseToUserAction`, as referred to in clause 15.3.7.4 of the present document.
- `response__org.hbbtv.af.triggerResponseToUserAction.schema.json`
This is the normative JSON schema that will validate for a correctly formed JSON-RPC response with method name `org.hbbtv.af.triggerResponseToUserAction`, as referred to in clause 15.3.7.4 of the present document.
- `response__org.hbbtv.af.featureSettingsQuery.audioDescription.schema.json`
This is the normative JSON schema that will validate for a correctly formed JSON-RPC response with method name `org.hbbtv.af.featureSettingsQuery` and a `feature` value of `audioDescription`, as referred to in clause 15.3.8.2 of the present document.
- `notification__org.hbbtv.af.audioDescription.schema.json`
This is the normative JSON schema that will validate for a correctly formed JSON-RPC notification with method name `org.hbbtv.notify` and a `msgType` of `audioDescriptionPrefChange`, as referred to in clause 15.3.8.3 of the present document.
- `response__org.hbbtv.af.featureSettingsQuery.inVisionSigning.schema.json`
This is the normative JSON schema that will validate for a correctly formed JSON-RPC response with method name `org.hbbtv.af.featureSettingsQuery` and a `feature` value of `inVisionSigning`, as referred to in clause 15.3.9.2 of the present document.
- `notification__org.hbbtv.af.inVisionSigning.schema.json`
This is the normative JSON schema that will validate for a correctly formed JSON-RPC notification with method name `org.hbbtv.notify` and a `msgType` of `inVisionSigningPrefChange`, as referred to in clause 15.3.9.3 of the present document.

NOTE: The zip file also contains electronic versions of a number of the examples included in the body of the present document.

For convenience, the electronic attachment also includes the following dependencies from other ETSI specifications:

- `mis_xmlait.xsd` from ETSI TS 102 809 [3].

The following other XML schema dependencies can be found in the electronic attachments for ETSI TS 102 034 [88]:

- `sdns_v1.4r13.xsd`.
- `sdns_v1.5r25b.xsd`.
- `tva_metadata_3-1_v131.xsd`.
- `tva_metadata_3-1_v171.xsd`.
- `tva_mpeg7.xsd`.
- `tva_mpeg7_2008.xsd`.
- `xml.xsd`.

XML schema dependencies for the OIPF DAE specification [1] can be found at [Open IPTV Forum - Release 2 Specification, Volume 5 - Declarative Application Environment, V2.3 \(oipf.tv\)](#).

Annex O (normative): HbbTV[®] and DVB-I

O.1 Introduction (informative)

O.1.1 DVB-I service discovery, services and linked applications

ETSI TS 103 770 [96] defines a format for service lists and a mechanism to discover service lists in this format. Services in one of these service lists can be delivered by multiple mechanisms - they can have multiple instances where each instance carries the same editorial content.

Each DVB-I service instance corresponds to a different delivery mechanism. DVB-I service instances may correspond to delivery by classic RF-based broadcast (e.g. DVB-C, DVB-S, DVB-S2, DVB-T, DVB-T2). DVB-I service instances may correspond to delivery by broadband (e.g. DVB-DASH). The present document does not consider DVB-I service instances delivered by broadband technologies other than DVB-DASH however requirements for DVB-DASH should be followed as far as possible. The same service may be delivered by more than one mechanism and this may vary over time, e.g. a service may be available by broadband for 24 hours a day but only for 4 hours a day by broadcast.

ETSI TS 103 770 [96] defines the concept of a "DVB-I client", the implementation of the client side of that specification. One responsibility of the DVB-I client is choosing between the DVB-I service instances available at that time and managing any changes in the available service instances over time. Depending on the individual circumstances, at some times a classic RF-based broadcast may give the best experience and at other times delivery by broadband may give the best experience.

ETSI TS 103 770 [96] defines the concept of "linked applications" (see clauses 5.1.6 and 5.2.3). DVB-I services and service instances may have linked applications signalled as either of the following:

- **Application with media in parallel:** These are started in parallel with starting the media presentation. They are signalled using a `RelatedMaterial` element with a `HowRelated@href` attribute set to `urn:dvb:metadata:cs:LinkedApplicationCS:2019:1.1`. These are equivalent to regular broadcast-related applications as defined in the present document.
- **Application controlling media presentation:** These are started when the service is selected. The terminal does not start any media presentation but leaves this to the linked application to handle. They are signalled using a `RelatedMaterial` element with a `HowRelated@href` attribute set to `urn:dvb:metadata:cs:LinkedApplicationCS:2019:1.2`. These are equivalent to broadcast-related applications in a data service as described in clause 7.2.6 of the present document.

NOTE: In practice, broadcast-related applications in broadcast data services are not widely deployed due to inconsistencies between terminal implementations about where data services are placed in the service list. Most broadcast-related applications on broadcast platforms (perhaps all in some markets) would be "application with media in parallel". In contrast, both types can be expected to be used in DVB-I services. For example, DVB-I services delivered over broadband with content protection are particularly likely to have an "application controlling media presentation" - see clause O.8.2.

Clause 5.2.4 of ETSI TS 103 770 [96] defines the signalling of linked applications in the content guide. These are equivalent to broadcast-independent applications as defined in clause 6.2.2.6 of the present document.

Broadcast independent applications as defined in clause 6.2.2.6 of the present document are not changed by support for DVB-I.

O.1.2 Media APIs

Figure O.1 shows the minimum set of media APIs in the present document and what they connect with - for a terminal not supporting DVB-I:

- The video/broadcast object API only connects to the broadcast stack.

- The HTML5 video element connects to the non-adaptive HTTP streaming player, the native DASH player and the media source extensions.
- The A/V control object API connects to the non-adaptive HTTP streaming player and the native DASH player.

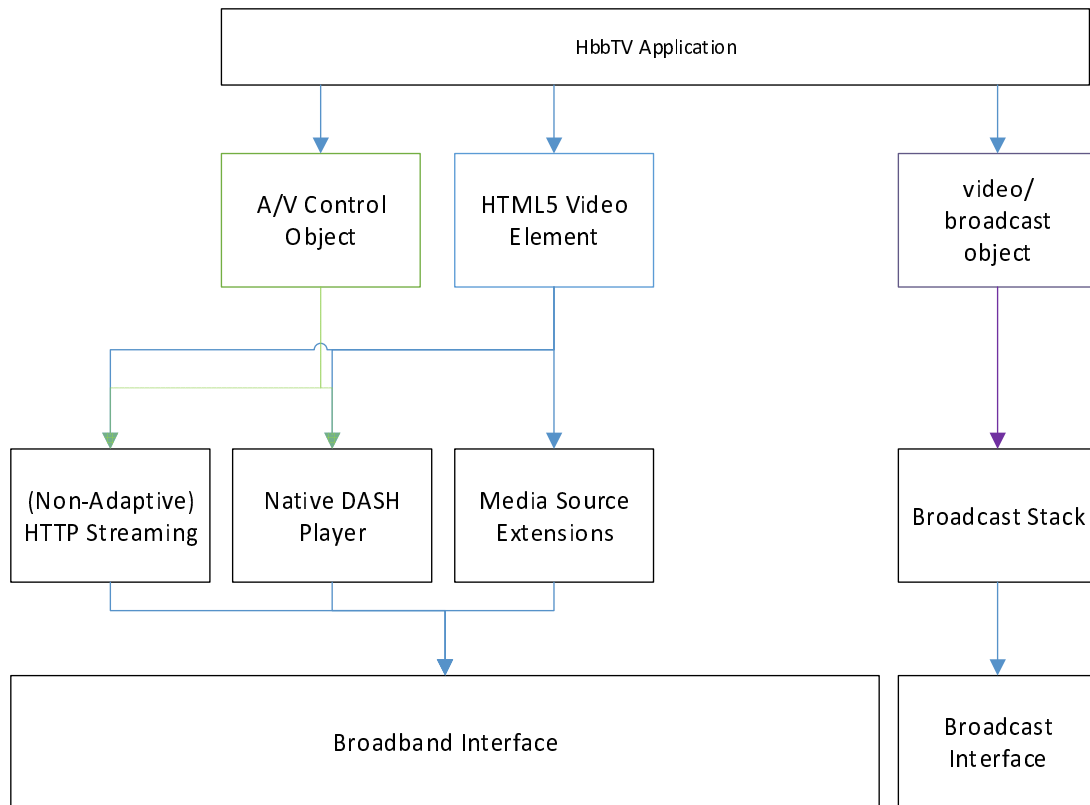


Figure O.1: Media APIs - Minimal

Figure O.2 shows a more complete set of media APIs and connections including support for DVB-I. It expands Figure O.1 to add the following:

- The connection from the video/broadcast object to HDMI described in the optional independent specification, Application Discovery over Broadband, ETSI TS 103 464 [i.38].
- The connection from the video/broadcast object to IPTV described in the optional independent specification, ETSI TS 103 555 [i.39].
- A connection from the video/broadcast object to the native DASH player for DVB-I services instances delivered by DVB-DASH.

NOTE 1: This connection is the most important part of what is described in this annex.

- A DVB-I client connected to the native DASH player and to the broadcast stack.

NOTE 2: There is no explicit requirement for the DVB-I client and the implementation of the present document to use the same native DASH player and the same broadcast stack. However starting video and audio presentation from the DVB-I client using one native DASH player or broadcast stack and handing that over to a different native DASH player or broadcast stack, e.g. when `bindToCurrentChannel` is called, may be challenging to implement reliably and without video and audio artefacts.

NOTE 3: This annex does not bring any additional requirements to either the A/V control object or the HTML5 video element, only to other system components that those two APIs connect with.

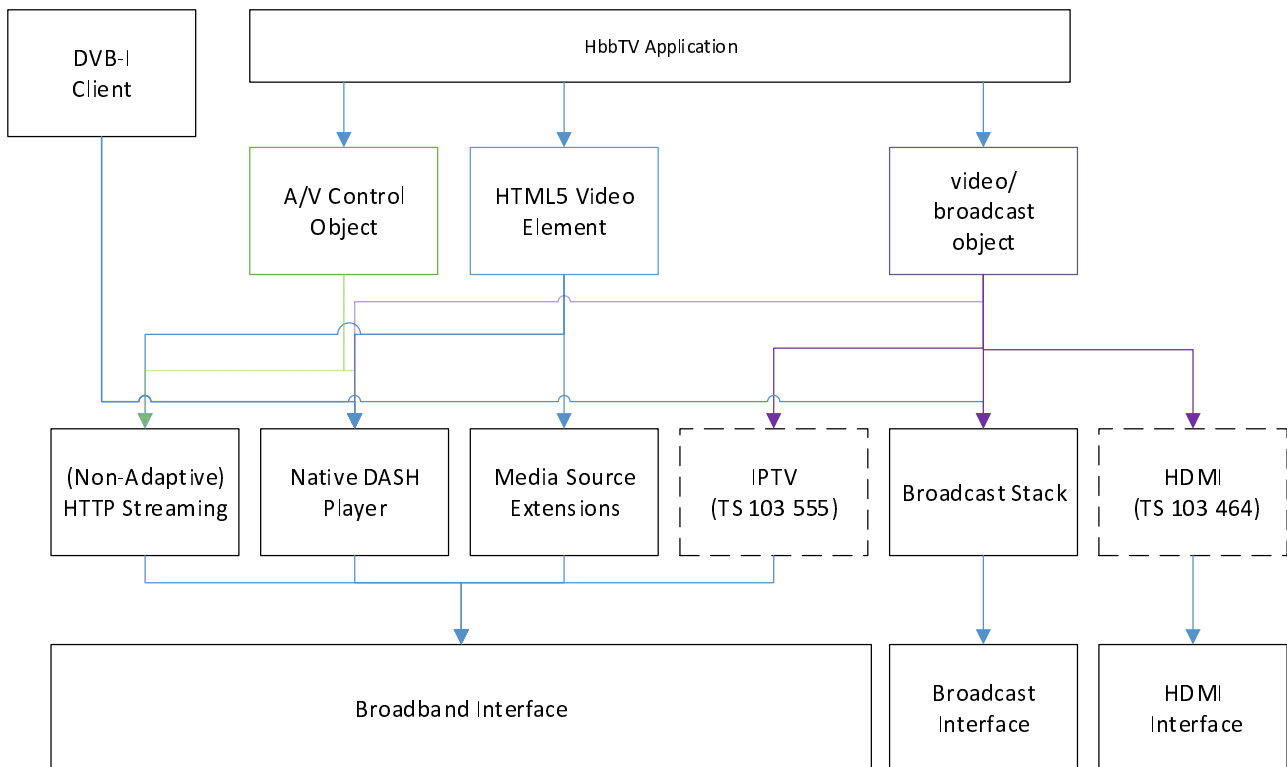


Figure O.2: Media APIs - Complete

O.2 General principles

The following general principles shall apply unless something different is explicitly specified. A summary of the explicit differences can be found in clause O.12:

- Implementations shall behave identically towards HbbTV[®] applications regardless of whether the currently selected service is a DVB-I service instance delivered by DVB-DASH or a service delivered by classic RF-based broadcast (DVB-C, DVB-S, DVB-S2, DVB-T, DVB-T2).
- The user experience related to HbbTV[®] applications shall be consistent regardless of whether the currently selected service is a DVB-I service instance delivered by DVB-DASH or a service delivered by classic RF-based broadcast (DVB-C, DVB-S, DVB-S2, DVB-T, DVB-T2).

NOTE 1: Consistent does not mean identical and differences in performance or timing may exist. For example, the time to change between services may be different depending on whether one or both of the services is a DVB-I service instance delivered by DVB-DASH. Classic RF-based broadcast and broadband may have different quality video and audio.

NOTE 2: DVB-I service instances delivered by broadcast are assumed to have almost identical behaviour to regular broadcast services and are not addressed further. Exceptions include use of the channel number from the DVB-I service list.

The present document defines support for DVB-I service instances delivered to the terminal by classic RF-based broadcast and by DVB-DASH over broadband. Delivery to the terminal by other mechanisms (e.g. HLS over broadband) is out of scope of the present document but not excluded.

Some clauses in this annex specifically highlight certain requirements. This is for convenience. It shall not be taken as implying that requirements which are not highlighted do not apply.

O.3 Service and application model

The application model and lifecycle in clause 6 of the present document shall be unchanged. The lifecycle of a broadcast-related application that is related to a DVB-I service instance delivered by DVB-DASH shall follow the same rules as a broadcast-related application related to a service delivered by classic RF-based broadcast (DVB-C, DVB-S, DVB-S2, DVB-T, DVB-T2). All references to AITs in this clause shall be taken as references to XML AITs, more detail is provided in clause O.4.

Specifically:

- The flow chart in clause 6.2.2.2 of the present document shall be followed at all times:
 - When the previously selected service was a DVB-I service instance delivered by DVB-DASH and the newly selected service is delivered by classic RF-based broadcast (DVB-C, DVB-S, DVB-S2, DVB-T, DVB-T2).
 - When both the previously selected service and the newly selected service are DVB-I services delivered by DVB-DASH.
 - When the previously selected service was delivered by classic RF-based broadcast (DVB-C, DVB-S, DVB-S2, DVB-T, DVB-T2) and the newly selected service is a DVB-I service instance delivered by DVB-DASH.
- The flow chart in clause 6.2.2.3 shall be followed while the currently selected broadcast service is a DVB-I service instance delivered by DVB-DASH; and
 - the application signalling changes; or
 - a different DVB-I service instance is selected within the same DVB-I service;
 - the currently running application exits.
- Broadcast-related applications related to a DVB-I service shall be able to:
 - Create broadcast-independent applications as defined in clause 6.2.2.6 of the present document.
 - Create broadcast-related applications using the `createApplication` method with a URL of the form "dvb://current.ait/orgid.appid?param1=val1&..." (see clause 9.2 of the present document and Table 2 of ETSI TS 102 851 [10]).
 - Transition to become broadcast-independent as defined in clause 6.2.2.6 of the present document.
- The requirements in clause 6.2.2.6 of the present document concerning broadcast-independent applications that select a broadcast service using a video/broadcast object shall apply identically when the service selected is delivered by DVB-DASH as when the service selected is delivered by classic RF-based broadcast (DVB-C, DVB-S, DVB-S2, DVB-T, DVB-T2). This shall apply regardless of how the broadcast-independent application was originally started:
 - as an autostart broadcast-related application that later changed to broadcast-independent;
 - as a broadcast-related application using the `createApplication` method that later changed to broadcast-independent;
 - as a broadcast-independent application using the `createApplication` method;
 - as a broadcast-independent application launched in response to a request from a companion screen as defined in clause 14.6 of the present document;
 - from a terminal specific application like an Internet TV Portal see clause 5.3.5 of the present document.

Requirements in clause 6 of the present document that are modified in the context of DVB-I are the following:

- For DVB-I service instance delivered by DVB-DASH, requirements relating to the AIT, AIT subtables and specific fields in the MPEG-2 table and descriptor based encoding of the AIT shall be replaced with requirements relating to an XML AIT and to the equivalent field(s) in the XML encoding of the AIT. (See ETSI TS 102 809 [3] for the two AIT encodings).
- In clause 6.2.2.6.1, the list of ways in which a broadcast-independent application may be created is extended with creation from a DVB-I content guide based on the signalling defined in clause 5.2.4 of ETSI TS 103 770 [96].
- Terminals shall add a launch context query parameter to linked applications as defined in clause 5.2.3.1 of ETSI TS 103 770 [96] and Table 2a of the present document.

NOTE 1: It is intentional that the above is a requirement even though the referenced text uses "may" or "should" or is located in an informative clause.

The only aspects of clause 6 of the present document not applicable in the context of DVB-I are the following:

- The concept of an "MPEG program which is not a broadcast DVB service" does not exist in the context of DVB-I.
- References to CI Plus transport protocols in clause 6.2.2.5 do not apply in the context of DVB-I.
- The requirements in clause 6.2.2.4 of the present document concerning signalling if applications are safe to run when presentation of the currently selected broadcast service is being delayed are replaced in the context of DVB-I. Clause 7.2.3.2 of the present document defines the `timeshiftSafe` element in the XML AIT. Applications running in parallel with media presentation (i.e. using the native DASH player) and with this element either missing or present but set to false shall be assumed to be not safe to run when presentation is delayed. Applications running in parallel with media presentation with this element set to true shall be assumed to be safe to run when presentation is delayed. Applications controlling media presentation (e.g. using a JavaScript DASH player) shall be assumed to be safe to run when presentation is delayed if the application allows this to happen.

NOTE 2: There is no XML encoding of the application recording descriptor from clause 5.3.5.4 of ETSI TS 102 809 [3].

NOTE 3: The extent to which a linear DVB-I service instance delivered by DVB-DASH can be time-shifted is defined in the DASH MPD by either `MPD@timeShiftBufferDepth` or `Representation@timeShiftBufferDepth`.

- The requirements in clause 6.2.2.7 of the present document concerning "Access to broadcast resources while presenting broadband-delivered A/V" do not apply when the currently selected broadcast service is a DVB-I service instance delivered by DVB-DASH and the broadband-delivered content being presented is also delivered by DASH using the native DASH player. The application lifecycle shall be controlled only by the signalling in the DVB-I service list as signalling carried in the DASH MPD of the broadcast service according to clause 9.1.8 of ETSI TS 103 285 [45] will not be accessible.

NOTE 4: The present document does not require terminals to support two instances of a native DASH player. Stopping presentation of a DVB-I service instance delivered by DVB-DASH will interrupt delivery of DASH events associated with that service.

O.4 Formats and protocols

The formats and protocols in clause 7 of the present document shall be unchanged for DVB-I except as follows:

- Requirements relating to DSM-CC object carousel in clause 7.2.2 and 7.2.5 of the present document do not apply for applications linked to a DVB-I service instance delivered by DVB-DASH.
- Requirements relating to data services, file system acceleration and protocol for download in clauses 7.2.6, 7.2.7 and 7.2.8 of the present document do not apply in the context of DVB-I.

NOTE 1: HbbTV® applications linked to a DVB-I service instance delivered by DVB-DASH using a `RelatedMaterial` element with a `HowRelated@href` attribute set to `urn:dvb:metadata:cs:LinkedApplicationCS:2019:1.2` are conceptually equivalent to HbbTV® applications in a broadcast data service but there is nothing in common with the signalling defined in clause 7.2.6 of the present document.

- Signalling of applications in the DVB-I service list as defined in clause 5.2.3 of ETSI TS 103 770 [96] shall be supported.
- The requirement in Table 5 "Supported application signalling features", to launch applications signalled with the version field from 1.1.1 and upwards shall also apply to broadcast-related applications referenced as a DVB-I linked application and signalled using an XML AIT.
- The following shall apply for DVB-I service instances delivered by DVB-DASH:
 - Requirements relating to the AIT, AIT subtables and specific fields in the MPEG-2 table and descriptor based encoding of the AIT shall be replaced with requirements relating to an XML AIT and to the equivalent field(s) in the XML encoding of the AIT. (See clause 7.2.3.2 of the present document and clause 5.4 of ETSI TS 102 809 [3] for more information). This results in the following additional requirements relative to Table 7, "Contents of XML AIT for Broadcast-independent applications":
 - Control codes of `PRESENT`, `KILL` and `DISABLED` shall be supported and not just `AUTOSTART`.
 - The requirement for `serviceBound` to be `false` does not apply. Terminals shall support both `true` and `false`.
 - The semantics of the `priority` field shall be as defined for the MPEG-2 table and descriptor based signalling instead of not defined.
 - An XML AIT may include an `ApplicationUsageDescriptor` with the URN defined for "Digital Text" application. Terminals shall support such applications in the same way as applications signalled with an `application_usage_descriptor` with `usage_type` `0x01`.
 - The `trick_mode_aware_flag` and the `time_shift_flag` in the `application_recording_descriptor` shall be replaced with the `timeshiftSafe` element defined in clause 7.2.3.2 of the present document.

Terminals shall support the following extension to ETSI TS 103 770 [96].

NOTE 2: The `ServiceType.AdditionalServiceParameters` element referred to below can be found in V1.2.1 of ETSI TS 103 770 [96] onwards and in DVB Blue Books from July 2021 onwards.

- The following XML fragment shall be supported as an extension of the `ServiceType.AdditionalServiceParameters` element defined in clause 5.5.2 of ETSI TS 103 770 [96]. The mandatory `extensionName` attribute inherited from the base type shall be `"urn:hbbtv:dvbi:service:serviceIdentifierTriplet"`. The added element shall be in the XML namespace `"urn:hbbtv:dvbi:schema:2021"`. The normative definition of this schema is found in the electronic attachments - see annex N of the present document.

```
... xmlns:hbbtv-i="urn:hbbtv:dvbi:schema:2021" ...
<complexType name="ServiceIdentifierTriplet">
  <complexContent>
    <extension base="dvbisd:ExtensionBaseType">
      <element name="DVBTriplet" type="dvbisd:DVBTripletType"/>
    </extension>
  </complexContent>
</complexType>
```

Values used for triplets should be selected consistently with the normal practice for those identifiers. The original network id and service id from a DVB-C/S/T service instance could be re-used. Alternatively an original network id could be registered for DVB-I services and service IDs allocated in a way that ensures they are unique.

Here is an example of this extension added into one of the examples from clause C.1 of ETSI TS 103 770 [96].

```

<Service version="1">
  <UniqueIdentifier>tag:rai.it,2019:rai-3-piemonte</UniqueIdentifier>
  <ServiceInstance priority="2">
    <DVBSDeliveryParameters>
      <DVBTripIet origNetId="318" tsId="5200" serviceId="3403"/>
      <OrbitalPosition>-5</OrbitalPosition>
      <Frequency>11179</Frequency>
      <Polarization>vertical</Polarization>
    </DVBSDeliveryParameters>
  </ServiceInstance>
  <ServiceInstance priority="1">
    <DisplayName>Rai 3 Regional Piemonte</DisplayName>
    <Availability>
      <Period>
        <Interval startTime="17:30:00Z" endTime="18:00:00Z" days="1 2 3 4 5 6 7"/>
      </Period>
    </Availability>
    <DASHDeliveryParameters>
      <UriBasedLocation contentType="application/dash+xml">
        <URI>https://www.raisplay.it/dvbi/mpd/rai3_tgr_piemonte.mpd</URI>
      </UriBasedLocation>
    </DASHDeliveryParameters>
  </ServiceInstance>
  <ServiceName>Rai 3</ServiceName>
  <ProviderName>Italian public broadcasting company</ProviderName>
  <AdditionalServiceParameters xmlns:hbbtv-i="urn:hbbtv:dvbi:schema:2021"
    extensionName="urn:hbbtv:dvbi:service:serviceIdentifierTriplet"
    xsi:type="hbbtv-i:ServiceIdentifierTriplet">
    <hbbtv-i:DVBTripIet origNetId="8916" tsId="4097" serviceId="74"/>
  </AdditionalServiceParameters>
</Service>

```

O.5 Browser application environment

O.5.1 Introduction (informative)

This clause defines the use of the JavaScript APIs included or referenced from the present document in terminals supporting DVB-I. This includes those defined in the OIPF DAE specification [1].

O.5.2 The ChannelList class

The `ChannelList` object (clause 7.13.10 of the OIPF DAE specification [1] as modified by Table A.1 of the present document) shall apply for all DVB-I services. Requirements concerning the make-up and ordering of the `ChannelList` can be found in OIPF DAE [1] clause 7.13.9.1 and are unchanged for DVB-I.

NOTE 1: The precise algorithm will be market and/or implementation dependent. The channels in the channel list may be from a single DVB-I service list or from more than one DVB-I service list. Channels detected in a broadcast channel scan but not in the DVB-I service list(s) may be included or may be excluded.

The method `Channel getChannelByTriplet(Integer onid, Integer tsid, Integer sid, Integer nid)` shall be supported as follows:

- If the arguments of the method match the triplet of a DVB-I service as signalled by the `DVBTripIet` extension to the `DVB-I Service` element then the `Channel` object in the `ChannelList` corresponding to that service shall be returned.

- If the arguments of the method match the triplet of a DVB-I service instance delivered by classic RF-based broadcast then the `Channel` object returned shall be the one corresponding to that service instance in the `serviceInstances` array of the `Channel` object corresponding to the parent DVB-I service in the `ChannelList`.
- If both the above apply then the `Channel` object corresponding to the service shall be returned.

NOTE 2: As there is no mechanism to signal a DVB-I triplet specifically for a DVB-I service instance delivered by DVB-DASH, this method will never return a `Channel` object corresponding to such a DVB-I service instance.

NOTE 3: The method `getChannel(channelID)` is required to match services both by `ccid` and by `ipBroadcastID`, the latter only being significant with services discovered with DVB-I.

O.5.3 The Channel class

Channel objects shall correspond to one of the following:

- DVB-I services that are in a DVB-I service list currently used by the terminal.
- DVB-I service instances associated with a DVB-I service that is in a DVB-I service list currently used by the terminal.
- Services delivered by classic RF-based broadcast (DVB-C, DVB-S, DVB-S2, DVB-T, DVB-T2) that are not in a DVB-I service list currently used by the terminal. These shall behave as defined by the main body of the present document and are not modified by this annex.

NOTE 1: As explained in the `ChannelList` class above, it is market and/or implementation dependent whether services not included in a DVB-I service list used by the terminal appear.

The Channel class shall be extended with the following properties:

ChannelList serviceInstances	
Description	When the channel corresponds to a service in a DVB-I service list (and not to a service instance) the value of this property shall be an array of <code>Channel</code> objects where each one corresponds to a DVB-I service instance in that service and where there is one object for each service instance. Otherwise the value of this property shall be <code>undefined</code> .

Channel parentService	
Description	When the channel corresponds to a DVB-I service instance (and not to a service in a DVB-I service list) the value of this property shall be the <code>Channel</code> object in the <code>ChannelList</code> corresponding to the parent DVB-I service of this service instance. Otherwise the value of this property shall be <code>undefined</code> .

The Channel class shall contain additional constants as follows:

- `ID_DVB_I` used in the `idType` property to indicate a DVB-I service identified by the `ipBroadcastID` property. The value shall be 50.
- `ID_DVB_DASH` used in the `idType` property to indicate a DVB-I service instance (delivered by DVB-DASH) identified by the `ipBroadcastID` property. The value shall be 51.

NOTE 2: For `ID_DVB_DASH`, the `ipBroadcastID` property would contain an `https` URL pointing at a DASH MPD. For `ID_DVB_I`, the `ipBroadcastID` property would contain a URI in another scheme such as `tag`.

- `ID_OTHER` used in the `idType` property to indicate a DVB-I service instance for which no other `ID_DVB_` constant is applicable.

NOTE 3: See tables O.1 and O.2 for the mapping between the `Channel` class and the information in the DVB-I service list.

O.5.4 The video/broadcast object

Except as follows, the video/broadcast object and dependencies (clause 7.13 of the OIPF DAE specification [1] as modified by Table A.1 and clause A.2.4 of the present document) shall apply identically for DVB-I service instances delivered by DVB-DASH as it does for service instances delivered by classic RF-based broadcast (DVB-C, DVB-S, DVB-S2, DVB-T, DVB-T2) and for DVB services delivered by classic RF-based broadcast that are not in the DVB-I service list used by the terminal.

- The method `Channel createChannelObject(Integer idType, String dsd, Integer sid)` is not supported for DVB-I service instances delivered by DVB-DASH.

Additionally:

- When either 1) the `currentChannel` corresponds to a DVB-I service and a service instance delivered by broadband is selected or 2) the `currentChannel` corresponds to a service instance delivered by broadband then:
 - Linked applications regardless of how they are signalled shall be able to create a video/broadcast object (by API call or inclusion as an object element in an HTML page) and call the `bindToCurrentChannel` method. The call to the method shall succeed and the video/broadcast object shall transition to the presenting state. The video/broadcast object shall be bound to the DVB-I service instance and shall follow the state transition model defined in clause 7.13.1.1 of the OIPF DAE specification [1] and modified by clause A.2.4 of the present document. The `currentChannel` property shall reflect the DVB-I service.
 - For linked applications signalled as "Application with media in parallel" (a `HowRelated@href` attribute set to `urn:dvb:metadata:cs:LinkedApplicationCS:2019:1.1`), a video/broadcast object in the presenting state where the current channel is a DVB-I service instance delivered by DVB-DASH shall display the video and present the audio of that service.
 - Linked applications signalled as "Application controlling media presentation" (a `HowRelated@href` attribute set to `urn:dvb:metadata:cs:LinkedApplicationCS:2019:1.2`), shall be able to register to receive `ChannelChangeSucceeded` and `ChannelChangeFailed` events and, when the application survives a channel change as defined by clauses O.3 and 6.2.2.2 of the present document, shall receive those events.
- The following additional requirements shall apply to calls to the `setChannel` method:
 - Calling the `setChannel` method with a `Channel` object representing a DVB-I service instance delivered by DVB-DASH shall cause that service instance to be selected in accordance with the state transition model defined in clause 7.13.1.1 of the OIPF DAE specification [1]. This shall apply regardless of whether the current channel is a DVB-I service instance delivered by DVB-DASH or it is a service delivered by classic RF-based broadcast (DVB-C, DVB-S, DVB-S2, DVB-T, DVB-T2). The converse shall also apply - when the current channel is a DVB-I service instance delivered by DVB-DASH, calling the `setChannel` method with a `Channel` object representing a service delivered by classic RF-based broadcast (DVB-C, DVB-S, DVB-S2, DVB-T, DVB-T2) shall cause that service instance to be selected in accordance with the state transition model defined in clause 7.13.1.1 of the OIPF DAE specification [1].
 - In all the above cases, when the running application survives the channel change:
 - `PlayStateChange` and either `ChannelChangeSucceeded` or `ChannelChangeFailed` events shall be generated.
 - The video for the new service shall be presented in the video/broadcast object respecting the requirements defined in the present document, including but not limited to whether the video is to be rendered in full screen or windowed mode as defined by the `setFullScreen` method.
 - The generation of a `ChannelChangeSucceeded` event shall follow the video for the new service being presented in the video/broadcast object and the audio for the new service being output.

- If the `Channel` object is one that corresponds to a DVB-I service (and not to a DVB-I service instance) then the DVB-I player is responsible for selecting which of the service instances of that service is to be presented initially and can change this at any time based on its internal logic. Changing of the selected service instance by the DVB-I player within the same DVB-I service shall be processed as a change of the application signalling as defined in clause 6.2.2.3 of the present document. Changing from a channel that corresponds to a DVB-I service instance to one that corresponds to the DVB-I service containing that service instance enables an application that has previously taken control of service instance selection to return it to the DVB-I player. If such a change has the optional `quiet` argument (see clause A.2.4.3) set to `true` then the change shall be invisible.
- If the `Channel` object is one that corresponds to a DVB-I service instance (and not to a DVB-I service) then the DVB-I player shall attempt to select the corresponding service instance and shall not change this except at the request of the application - even if the service instance becomes unavailable. Changing from a channel that corresponds to a DVB-I service to one that corresponds to one of the DVB-I service instances within that service enables an application to take control of service instance selection from the DVB-I player. If such a change has the optional `quiet` argument (see clause A.2.4.3) set to `true` then the change shall be invisible.
- Calling the `stop` method shall cause a state change to the `Stopped` state and make the video and audio decoders available to be used by other objects, e.g. an HTML5 video element.
- Call the `bindToCurrentChannel` method when a video/broadcast object is in the stopped state and the current channel is a DVB-I service instance delivered by DVB-DASH shall start a transition to the presenting state and, if no errors occur, start the video of the DVB-I service being presented in the video/broadcast object and start the audio being decoded and output.
- Reading the `channelList` property shall return a `ChannelList` object containing at least all the services that are offered to the user through the terminal-specific UI/EPG, both DVB-I services delivered by DVB-DASH and services delivered by classic RF-based broadcast (DVB-C, DVB-S, DVB-S2, DVB-T, DVB-T2).
- When the current channel corresponds to a service in a DVB-I service list, the `currentChannel` property shall return a `Channel` object corresponding to that service and not one corresponding to any of the service instances of that service. The video/broadcast object shall be extended with the following property:

Channel <code>currentServiceInstance</code>	
Description	When the current channel corresponds to a service in a DVB-I service list, this property shall return a <code>Channel</code> object corresponding to the currently selected service instance. Otherwise <code>undefined</code> shall be returned.

- Calls to the method `Channel createChannelObject(Integer idType, Integer onid, Integer tsid, Integer sid, Integer sourceID, String ipBroadcastID)` shall return a `Channel` object if one of the following applies:
 - `idType` is `ID_DVB_I`, the triplet (`onid`, `tsid` and `sid`) match the triplet signalled in the "urn:hbbtv:dvbi:service:serviceIdentifierTriplet" extension of a DVB-I service known to the terminal and `ipBroadcastID` is absent. In this case, the `Channel` object returned shall be one corresponding to the matched DVB-I service.
 - `idType` is one of `ID_DVB_C/S/S2/T/T2`, a DVB-I service is known to the terminal on the corresponding physical layer that has the "urn:hbbtv:dvbi:service:serviceIdentifierTriplet" extension present where the triplet in the extension matches the corresponding argument to the method call. In this case, the `Channel` object returned shall be one corresponding to the matched DVB-I service instance using the identified physical layer.
 - `idType` is `ID_DVB_I`, `ipBroadcastID` is present and matches the uniqueIdentifier of a service known to the terminal, the arguments `onid`, `tsid` and `sid` are all undefined. In this case, the `Channel` object returned shall be one corresponding to the matched DVB-I service.

Returning `Channel` objects not matching a channel in the channel list ("locally defined channels") is not included in the present document supported for DVB-I services.

- For each type of linked application, the video/broadcast object state machine shall be modified as listed below:
 - For applications of type 1.1, ("Application with media in parallel"):
 - At the start of an availability period (see note below), if an application is already running (e.g. having been started as an application of type 2), and has a video/broadcast object in the Connecting state then that video/broadcast object shall automatically transition to the presenting state when the media of the service starts being presented.
 - At the end of an availability period (see note below), if an already running application is permitted to continue running (e.g. due to being signalled as type 2) and has a video/broadcast object in the presenting state then that video/broadcast object shall automatically transition to the Connecting state when the media of the service stops being presented.
 - For applications of type 1.2 ("Application controlling media presentation") any video/broadcast object shall not be in the Presenting state. If such an application has a video/broadcast object in the Unrealized state and calls the `bindToCurrentChannel` method then the video/broadcast object shall transition to the Connecting state and never transition to the Presenting state.
 - For applications of type 2, any video/broadcast object shall not be in the Presenting state. If such an application has a video/broadcast object in the Unrealized state and calls the `bindToCurrentChannel` method then the video/broadcast object shall transition to the Connecting state and shall only transition to the Presenting state under the conditions described above for the start of an availability period.

NOTE: When the current channel represents a DVB-I Service, a channel availability period ends when all presentable ServiceInstances of that Service are outside their availability period and starts when the terminal starts presenting any ServiceInstance of that service. When the current channel represents a DVB-I ServiceInstance, a channel availability period is the same as the ServiceInstance availability period.

O.5.5 DSM-CC stream events

The APIs for DSM-CC stream events defined in clause 8.2.1 of the present document shall be supported with the following addition.

The StreamEvent class defined in clause 8.2.1.2 of the present document shall be extended with a `DASHEvent` property as follows.

<code>readonly DataCue DASHEvent</code>
When the current service is a DVB-I service instance delivered by DVB-DASH, this shall return a DataCue object populated according to clause 9.3.2.2 of the present document. Otherwise this shall be <code>undefined</code> .

NOTE: See clause O.6.2.3 for requirements for the integration of these APIs into the overall system.

O.5.6 APIs for playback of selected media components

The APIs for playback of selected media components defined in clause 7.16.5 of the OIPF DAE specification [1] and profiled, subset and modified by Table A.1 of the present document shall be supported for DVB-I service instances delivered by DVB-DASH.

NOTE: See also clause O.6.3 concerning requirements for the integration of these APIs into the overall system.

O.5.7 Metadata APIs

The metadata APIs defined in clause 7.12 of the OIPF DAE specification [1] and profiled, subset and modified by Table A.1 of the present document shall be supported for DVB-I service instances delivered by DVB-DASH.

NOTE 1: See also clause O.6.4 concerning requirements for the integration of these APIs into the overall system.

NOTE 2: See Table O.4 for the mapping between the Programme class and the DVB-I content guide metadata.

NOTE 3: Linkage between the broadcast and metadata APIs is addressed by clause 7.13.3 of the OIPF DAE specification [1] - included in the description of the video/broadcast object.

O.6 System integration

O.6.1 General

Except as follows, clause 9 of the present document shall apply identically to a broadcast-related application that is related to a DVB-I service instance delivered by DVB-DASH as it does to a broadcast-related application that related to a service delivered by classic RF-based broadcast (DVB-C, DVB-S, DVB-S2, DVB-T, DVB-T2):

- Use of `dvb:` URLs including path references to refer to DSM-CC file objects and to DSM-CC stream event objects signalled in the current service is not relevant when the current service is a DVB-I service instance delivered by DVB-DASH.
- Use of `dvb:` URLs of the form `dvb://dvb_service_without_event.ait/orgid.appid?param1=val1&...` (see Table 4 of ETSI TS 102 851 [10] and clause 9.2 of the present document) to refer to a broadcast-related application is not relevant for a DVB-I service instance delivered by DVB-DASH.
- Use of `ci://` URLs is not relevant for broadcast-related applications that are related to a DVB-I service instance delivered by DVB-DASH.
- Use of DSM-CC stream events (clause 9.3.1 of the present document) is not relevant for broadcast-related applications that are related to a DVB-I service instance delivered by DVB-DASH.
- Downloading content via FDP (clause 9.5 of the present document) is not relevant for broadcast-related applications that are related to a DVB-I service instance delivered by DVB-DASH.

O.6.2 Mapping from APIs to protocols and formats

O.6.2.1 Channel class

The mapping defined in Table O.1 shall be used for `Channel` objects that correspond to a service in a DVB-I service list instead of the one in clause 8.4.3 of the OIPF DAE specification [1]. The mapping defined in Table O.2 shall be used for `Channel` objects that correspond to a DVB-I service instance delivered by DVB-DASH instead of the one in clause 8.4.3 of the OIPF DAE specification [1]. The mapping defined in Table O.3 shall be used for `Channel` objects that correspond to a DVB-I service instance delivered by classic RF-based broadcast instead of the one in clause 8.4.3 of the OIPF DAE specification [1].

Table O.1: Property mapping for Channel objects corresponding to a service in a DVB-I service list

Property name	Source/Value
channelType	If <code>Service.ServiceType="urn:dvb:metadata:cs:ServiceTypeCS:2019:linear-radio"</code> then <code>TYPE_RADIO</code> . Otherwise if <code>Service.ServiceType="urn:dvb:metadata:cs:ServiceTypeCS:2019:linear"</code> or not present then <code>TYPE_TV</code> . Otherwise if <code>Service.ServiceType</code> is <code>"urn:dvb:metadata:cs:ServiceTypeCS:2019:data"</code> and <code>Service.RelatedMaterial</code> contains at least one <code>RelatedMaterial</code> element with both i) a <code>HowRelated</code> element with an <code>@href</code> attribute carrying a value from <code>urn:dvb:metadata:cs:LinkedApplicationCS:2019</code> and ii) a <code>MediaLocator</code> with a <code>MediaUri</code> whose <code>@contentType</code> attribute contains <code>application/vnd.dvb.ait+xml</code> then <code>TYPE_HBBTV_DATA</code> . Otherwise <code>TYPE_OTHER</code> .
idType	If the DVB-I service contains service instance(s) all delivered by the same broadcast technology and <code>Service.AdditionalServiceParameters</code> contains an extension with <code>extensionName "urn:hbbtv:dvbi:service:serviceIdentifierTriplet"</code> (see clause O.4) then this shall be the appropriate one of <code>ID_DVB_C</code> , <code>ID_DVB_T</code> , <code>ID_DVB_T2</code> , <code>ID_DVB_S</code> , <code>ID_DVB_S2</code> for the broadcast technology concerned. Otherwise this shall be <code>ID_DVB_I</code> (see clause O.5.3).
ccid	Unique identifier for the channel generated by the terminal.
onid	If <code>Service.AdditionalServiceParameters</code> contains an extension with <code>extensionName "urn:hbbtv:dvbi:service:serviceIdentifierTriplet"</code> (see clause O.4) and that extension contains the optional <code>origNetId</code> attribute then this shall be <code>DVBTriplet.origNetId</code> from that extension. Otherwise shall be <code>undefined</code> .
nid	Shall be <code>undefined</code> .
tsid	If <code>Service.AdditionalServiceParameters</code> contains an extension with <code>extensionName "urn:hbbtv:dvbi:service:serviceIdentifierTriplet"</code> (see clause O.4) and that extension contains the optional <code>tsId</code> attribute then this shall be <code>DVBTriplet.tsId</code> from that extension. Otherwise shall be <code>undefined</code> .
sid	If <code>Service.AdditionalServiceParameters</code> contains an extension with <code>extensionName "urn:hbbtv:dvbi:service:serviceIdentifierTriplet"</code> (see clause O.4) then this shall be <code>DVBTriplet.serviceId</code> from that extension. Otherwise shall be <code>undefined</code> .
name	Shall be set to <code>Service.ServiceName</code> . If multiple languages are present one of which is the same as <code>Configuration.preferredUILanguage</code> then that language shall be used.
majorChannel	If the DVB-I client has selected an applicable LCN table (taking into account any currently selected region and/or subscription package) and if the LCN table includes an entry whose <code>@serviceRef</code> field matches the <code>UniqueIdentifier</code> of a service then the value of the <code>majorChannel</code> property shall be the contents of the <code>@channelNumber</code> field of that LCN table entry. Otherwise the the value of the <code>majorChannel</code> property of a channel shall be set to <code>undefined</code> .
dsd	Shall be set to <code>undefined</code> .
ipBroadcastID	Shall be set to the <code>UniqueIdentifier</code> of the DVB-I service as defined in clause 5.5.2 of ETSI TS 103 770 [96].
terminalChannel	As defined in clause 8.2.5.
serviceInstances	See clause O.5.3.

Table O.2: Property mapping for Channel objects corresponding to a DVB-I service instance delivered by DVB-DASH

Property name	Source/Value
channelType	Same for the property of the same name in Table O.1.
idType	ID_DVB_DASH (see clause O.5.3).
ccid	Same for the property of the same name in Table O.1. The value shall be different from the value of the parent service.
onid	Same for the property of the same name in Table O.1.
nid	Same for the property of the same name in Table O.1.
tsid	Same for the property of the same name in Table O.1.
sid	Same for the property of the same name in Table O.1.
name	ServiceInstance.DisplayName if present otherwise Service.ServiceName. If multiple languages are present one of which is the same as Configuration.preferredUILanguage then that language shall be used.
majorChannel	Same for the property of the same name in Table O.2.
dsd	Same for the property of the same name in Table O.2.
ipBroadcastID	Shall be set to ServiceInstance.DASHDeliveryParameters.UriBasedLocation.URI.
terminalChannel	Shall be undefined.
parentService	See clause O.5.3.

Table O.3: Property mapping for Channel objects corresponding to a DVB-I service instance delivered by Broadcast

Property name	Source/Value
channelType	As defined in clause 8.4.3 of the OIPF DAE specification [1].
idType	The appropriate one of ID_DVB_C, ID_DVB_T, ID_DVB_T2, ID_DVB_S, ID_DVB_S2 for the broadcast technology concerned.
ccid	Unique identifier for the service instance generated by the terminal. The value shall be different from the value of the parent service.
onid	As defined in clause 8.4.3 of the OIPF DAE specification [1].
nid	As defined in clause 8.4.3 of the OIPF DAE specification [1].
tsid	As defined in clause 8.4.3 of the OIPF DAE specification [1].
sid	As defined in clause 8.4.3 of the OIPF DAE specification [1].
name	As defined in clause 8.4.3 of the OIPF DAE specification [1].
majorChannel	As defined in clause 8.4.3 of the OIPF DAE specification [1].
dsd	As defined in clause 8.4.3 of the OIPF DAE specification [1].
ipBroadcastID	As defined in clause 8.4.3 of the OIPF DAE specification [1].
parentService	See clause O.5.3.

O.6.2.2 Programme class

The mapping defined in Table O.4 shall be used for Programme objects that correspond to programmes in a DVB-I service instance delivered by DVB-DASH instead of the one in clause 8.4.3 of the OIPF DAE specification [1]. See also clauses 6.10.5 and 6.10.7 of ETSI TS 103 770 [96].

Table O.4: Property mapping for Programme objects

Property name	Source/Value
name	ProgramInformation/BasicDescription / Title with type="main"
description	ProgramInformation/BasicDescription / Synopsis with length="medium"
longDescription	undefined
startTime	ScheduleEvent/PublishedStartTime
duration	ScheduleEvent/PublishedDuration [1]
channelID	Populated from ccid of the channel carrying this programme
programmeID	ScheduleEvent/Program which, by definition, matches ProgramInformation@programId
programmeIDType	ID_TVA_CRID
parentalRatings	ProgramInformation / BasicDescription/ParentalGuidance

O.6.2.3 StreamEvent class and related methods

When the current service is a DVB-I service instance delivered by DVB-DASH, the `addStreamEvent` and `removeStreamEvent` methods shall be supported as follows:

- Terminals shall support MPD events and inband events in the DASH MPD of the current DVB-I service as defined in the present document and ETSI TS 103 285 [45] and as modified in this clause.
- Calls to the `addStreamEventListener` method shall result in the specified `listener` being linked to MPD events where `EventStream@schemeIdUri` matches the `targetURL` argument and either (i) `EventStream@value` matches the `eventName` argument or (ii) `eventName` is null.
- Calls to the `addStreamEventListener` method shall result in the specified `listener` being linked to inband events where `InbandEventStream@schemeIdUri` matches the `targetURL` argument and either (i) `InbandEventStream@value` matches the `eventName` argument or (ii) `eventName` is null.

NOTE 1: In these cases, any URI may be passed as the `targetURL` String argument, not just URLs as the parameter name might suggest.

NOTE 2: When a stream event listener is called for an event, the listener does not receive the `targetURL` parameter. Therefore, if an application needs to handle multiple `EventStreams` or `InbandEventStreams` with different `@schemeIdUri` attributes, it should use a different event listener for each one.

- In the event that the MPD contains more than one matching `EventStream` or `InbandEventStream` element, the specified listener shall receive events from all matching `EventStreams` and `InbandEventStreams`.
- Calls to the `removeStreamEvent` method shall remove all previous linkages from all MPD events and inband events to the specified combination of `eventName` and `listener`.
- As the current service is played in normal linear playback by the terminal, and the DASH period-relative timeline passes `Event@presentationTime` for an MPD event that has a listener linked to it, a `StreamEvent` shall be posted to that listener.
- As the current service is played in normal linear playback by the terminal, and the DASH period-relative timeline passes the presentation time of an inband event that has a listener linked to it, a `StreamEvent` shall be posted to that listener.
- When a `StreamEvent` is posted to a listener due to an MPD event or an inband event, the properties shall be populated as follows.

Table O.5: Property mapping for StreamEvent objects

Property name	Source/Value
<code>name</code>	For MPD events, shall be <code>EventStream@value</code> . For inband events, shall be <code>InbandEventStream@value</code> .
<code>data</code>	Shall be the sequence of bytes specified for <code>DataCue.data</code> in clause 9.3.2.2 of the present document, encoded in hexadecimal. For example: "0A10B81033" (for a message 5 bytes long).
<code>text</code>	Shall be the String obtained by taking the sequence of bytes specified for <code>DataCue.data</code> in clause 9.3.2.2 of the present document and applying UTF-8 decoding. Data that cannot be decoded SHALL be skipped.
<code>status</code>	As defined in clause 8.2.1.2 of the present document.
<code>DASHEvent</code>	As defined in clause O.5.5 of the present document.

O.6.3 Playback of selected media components

The following shall apply when the current service is a DVB-I service instance delivered by DVB-DASH:

- Each Adaptation Set in the DASH MPD for the service that is in the scope of an `@profile` supported by the terminal shall have an `AVVideoComponent`, an `AVAudioComponent` or an `AVSubtitleComponent` object created as appropriate. The properties of the objects shall be as defined for MPEG DASH in clause 8.4.2 of the OIPF DAE specification [1].

- Updates to the MPD that result in additions, removals or other changes of the Adaptation Sets shall result in the set of `AVComponent` subclasses being updated accordingly.
- The selection of the video and audio components (Adaptation Sets) in the DVB-I service instance delivered by DVB-DASH shall be according to clause 10.2.7 of the present document.
- The `AVSubtitleComponent.hearingImpaired` property shall be true if the corresponding Adaptation Set is signalled as "Subtitles for the hard of hearing in the same language as the programme" as defined in clause 7.1.2 of ETSI TS 103 285 [45]. Otherwise it shall be false.
- The `AVAudioComponent.audioDescription` property shall be true for `AVAudioComponents` corresponding to audio Adaptation Sets identified as "Broadcast mix AD" as defined in Table 5 of clause 6.1.2 of ETSI TS 103 285 [45]. If the terminal supports "Receiver mix AD" as defined in that clause then it shall also be true for Adaptation Sets identified as "Receiver mix AD". It shall be false for all other `AVAudioComponents`.
- The `encrypted` property shall be true for `AVComponents` where the corresponding Adaptation Set includes an `mp4protection` ContentProtection descriptor with `@schemeIdURI` of "urn:mpeg:dash:mp4protection:2011" as required by clause 8.4 of ETSI TS 103 285 [45]. Otherwise it shall be false.

O.6.4 Metadata APIs

The present document does not require that the full range of metadata APIs listed in Table A.1 can use the mechanisms defined in ETSI TS 103 770 [96]. Requirements for the metadata APIs in general are described in clause A.2.9 and apply only to broadcast metadata.

In response to calls to the `findProgrammesFromStream` method, terminals shall support access to metadata about programmes in DVB-I services delivered through the metadata APIs and the `Programme` class as defined in clauses O.5.7 and Table O.4 of the present document with the following additional requirements:

- If the `Channel` argument corresponds to a service delivered by classic RF-based broadcast (DVB-C, DVB-S, DVB-S2, DVB-T, DVB-T2) that is not in a DVB-I service list currently used by the terminal then the source of the metadata shall be DVB-SI as if the terminal did not support DVB-I. Otherwise, the source of the metadata shall be as defined by clause 6.5.4.2 of ETSI TS 103 770 [96].
- Terminals shall support requesting schedule information from the `ScheduleInfoEndpoint` (see clause 6.5 of ETSI TS 103 770 [96]):
 - At least the `Now/Next Filtered Schedule Request` shall be supported. Terminals shall set `window_type` to either `true` or `to window` - it is implementation specific which is used.

O.6.5 Reliability and resilience

The requirements in clause 9.8 of the present document are extended as follows for broadcast-related applications linked to a DVB-I service instance delivered by DVB-DASH:

- Terminals shall operate reliably in response to rapid user interaction. Specifically, the terminal shall remain fully functional in the following circumstances. Fully functional in this case means at least that the appropriate application at the end of each sequence starts successfully, that it functions as designed and that, where a broadcast service is selected, the video and audio from that service are presented:
 - The user changes the selected service 20 times consecutively between two services carrying broadcast-related autostart applications, one delivered in a carousel, the other delivered over broadband, the time interval between requested service changes varying between 50 ms and the greater of (a) the time interval required for the application to start fully and (b) 1 second. The service with the carousel-delivered application is delivered by classic RF-based broadcast (DVB-C, DVB-S, DVB-S2, DVB-T, DVB-T2). The service with the broadband-delivered application is a DVB-I service instance delivered by DVB-DASH.
- The requirements relating to terminals being able to present broadcast audio and video reliably when `HbbTV`[®] applications are launching shall apply to applications linked to DVB-I service instances delivered by DVB-DASH excluding the reference to applications delivered by `DSM-CC` object carousel.

O.6.6 Extensions to video/broadcast for time-shift and DVB-I services delivered by DASH

The extensions to the video/broadcast object for time-shift defined in clause A.2.4.7 of the present document shall be supported for DVB-I services delivered by DASH as follows.

Property, method or event name	Description
function onPlaySpeedChanged(Number speed) PlaySpeedChanged event	Shall be generated whenever play speed changes including but not limited to the user pressing pause or resume on a remote control (or equivalents).
function onPlayPositionChanged(Integer position) PlayPositionChanged event	Optional to generate these events. If they are not generated then the property shall not exist.
readonly Integer playbackOffset	Shall be supported reporting a value given by: $\text{playbackOffset} = \text{now}() - \text{MPD@availabilityStartTime} - \text{playPosition}/1\ 000$ i.e. the positive offset <i>in seconds</i> between the playPosition and the position given by $\text{now}() - \text{MPD@availabilityStartTime}$ hence smaller values indicate positions closer to the live edge.
readonly Integer maxOffset	Shall be supported reporting the value of $\text{MPD@timeShiftBufferDepth}$, <i>in seconds</i> .
readonly Integer playPosition	Shall be supported reporting the media time with the same reference point and precision as specified for the A/V Control object playPosition property in clause 13.11.2. The media time shall be the "Media Presentation time relative to the <i>PeriodStart</i> ", T_M (see clause 7.2.1 of ISO/IEC 23009-1 [29]), plus the value of <i>PeriodStart</i> of the Period being played, all <i>in milliseconds</i> .
readonly Number playSpeed	Shall be supported for normal speed playback (1.0) and pause (0.0). Support of other playback speeds is optional but, if supported, shall be correctly reported.
readonly Number playSpeeds[]	Optional. If not supported then the property shall not exist.
function onPlaySpeedsArrayChanged() PlaySpeedsArrayChanged	Optional to generate these events. If they are not generated then the property shall not exist.
Integer timeShiftMode	Optional.
readonly Integer currentTimeShiftMode	Shall be supported returning 3at all times for DVB-I services delivered by DVB-DASH.
Boolean pause()	Shall be supported. See note.
Boolean resume()	Shall be supported. See note.
Boolean setSpeed(Number speed)	Optional. If not supported then the method shall not exist. See note.
Boolean seek(Integer offset, Integer reference)	Shall be supported. See note. Seeks relative to POSITION_START using seek(offset, POSITION_START) shall attempt to seek to a playPosition p given by $p = \text{offset} * 1\ 000$. Seeks relative to POSITION_END using seek(offset, POSITION_END) shall attempt to seek to a playPosition p given by: $p = (\text{now}() - \text{MPD@availabilityStartTime} - \text{offset}) * 1\ 000$ i.e. seek(0, POSITION_END) requests a seek to a position within the segment which is just about to become available. Any seek that requests a playPosition ahead of the live edge, or closer to the live edge than the player's usual buffering approach would allow, shall be implemented as a seek to the player's normal 'live' play position for the content. See also DVB DASH [45] clause 10.9.2. Any seek that requires a playPosition less than zero, or closer to the start of the time shift buffer than the player's usual buffering approach would allow shall be implemented as a seek to the earliest point in the time shift buffer that the player can play. In a presentation where the timeshiftBufferDepth is less than the current playPosition, seek(0, POSITION_START) therefore leads to a seek to a position within the segment which is just about to be discarded from the time shift buffer.

Property, method or event name	Description
	seek(0, POSITION_END) therefore leads to a seek to the player's normal 'live' play position.
Boolean stopTimeshift()	Shall be supported as being the same as seek(0, POSITION_END). DVB-I services delivered by DVB-DASH always, by definition, pass through a time-shift buffer.
NOTE: Any terminal UI for trick play shall not be shown.	

O.7 Capabilities

Except as follows, clause 10 of the present document shall apply identically to a broadcast-related application that is related to a DVB-I service instance delivered by DVB-DASH as it does to a broadcast-related application that related to a service delivered by classic RF-based broadcast (DVB-C, DVB-S, DVB-S2, DVB-T, DVB-T2):

- The key events VK_STOP, VK_PLAY, VK_PAUSE, VK_PLAY_PAUSE, VK_FAST_FWD, VK_REWIND and VK_RECORD shall always be available to linked applications that are controlling media presentation without requiring the application to be activated first.
- The following requirements shall apply for parental access control when a linked application is present:
 - The `ParentalGuidance` element defined in clause 6.10.15 of ETSI TS 103 770 [96] and clause 9.1.2.3 of ETSI TS 103 285 [45] shall apply only to the video, audio and subtitle components of a DVB-I service delivered by DASH. It shall not apply to any linked application according to the present document. Parental access control of linked applications shall be controlled only by the parental rating element as defined in clause 7.2.3.2 of the present document.
 - For an "Application controlling media presentation", clause 9.1.2.3 of ETSI TS 103 285 [45] does not apply as the terminal's DASH player is not used. The application is responsible for detecting and enforcing any changes in parental rating for video, audio and subtitles.

O.8 Security

O.8.1 General

Except as follows, clause 11 of the present document shall apply identically to a broadcast-related application that is related to a DVB-I service instance delivered by DVB-DASH as it does to a broadcast-related application that related to a service delivered by classic RF-based broadcast (DVB-C, DVB-S, DVB-S2, DVB-T, DVB-T2):

- Clauses 11.4, 11.5 and 11.6 of the present document all relate to CI Plus and are not applicable to DVB-I services delivered by DVB-DASH.

Clause 7 of ETSI TS 103 770 [96] is also applicable.

O.8.2 Support for protected content delivered via broadband

See annex B of the present document and clause 5.5.20 of ETSI TS 103 770 [96].

ETSI TS 103 770 [96] notes that "The present document does not define a dedicated mechanism for delivering licenses to content protection systems. This may be done using a linked application, see clause 5.1.6". Consequence of this include the following:

- Video and audio in protected DVB-I services delivered by DVB-DASH will only become visible and audible once a linked "Application controlling media presentation" (see clause 5.2.3.2 of ETSI TS 103 770 [96]) has been started and has obtained licenses from a license server. The delay between when the user selects a service and when the video and audio are visible and audible will be longer for protected services than for unprotected services.

- Broadcast-related applications linked to protected DVB-I services delivered by DVB-DASH will need to present video and audio using an HTML5 video element. They will not be able to rely on declaring a video/broadcast object and then calling the `bindToCurrentChannel` method on that object.

NOTE 1: Individual content protection technologies / DRM systems may define how to obtain licenses from a license server without the involvement of a linked application. They may even include tests for this as part of a certification regime. This is all outside the scope of the present document. Involvement of an application is required for OTT media services using web technologies as EME requires all interfacing to the license server to be mediated by the web application.

NOTE 2: Some content protection technologies may support persistent licenses with W3C EME (as referenced from the CTA Web Media API Snapshot [76]), e.g. licenses with an expiration date or a duration or a play count. This is outside the scope of the present document. Even if these would be supported, since the DVB-I client would not know if a valid persistent license was available for a particular protected service, the linked application would still need to be run. Persistent licenses may reduce the delay between when the user selects a protected service and when the video and audio are visible and audible but will not remove the need to load and run an application.

O.9 Privacy

Clause 12 of the present document shall apply identically to a broadcast-related application that is related to a DVB-I service instance delivered by DVB-DASH as it does to a broadcast-related application that related to a service delivered by classic RF-based broadcast (DVB-C, DVB-S, DVB-S2, DVB-T, DVB-T2).

NOTE: DVB-I services delivered by DVB-DASH raise additional privacy complexities beyond services delivered by classic RF-based broadcast (DVB-C, DVB-S, DVB-S2, DVB-T, DVB-T2) and VoD services delivered by HbbTV[®] applications. Specifically the grounds for processing any personal data by or on behalf of the DVB-I service provider may need to be other than consent since consent cannot be obtained unless a linked application controlling media presentation is used.

O.10 Media synchronization

Except as follows, clause 13 of the present document shall apply identically to a broadcast-related application that is related to a DVB-I service instance delivered by DVB-DASH as it does to a broadcast-related application that related to a service delivered by classic RF-based broadcast (DVB-C, DVB-S, DVB-S2, DVB-T, DVB-T2):

- There is no requirement to support the timeline selectors for PTS or TEMI for reading or synchronizing to DVB-I services delivered by DVB-DASH. The timeline selector for the DASH period-relative timeline, see Table 18, shall be supported.

NOTE 1: To choose the appropriate timeline selector for a DVB-I service, an application needs to determine whether the current `Channel` maps to an RF-based broadcast service instance or a broadband service instance. Applications can do this by retrieving a `Channel` object from the `currentServiceInstance` property of the video/broadcast object and examining its `idType` property.

- There is no requirement for terminals to support two simultaneous DASH playbacks. Hence the use-case of synchronizing broadcast video with alternate audio delivered by DVB-DASH (see clause M.1) is not supported when the broadcast is in fact a DVB-I service instance delivered by DVB-DASH and the alternate audio is delivered by DASH. The alternate audio needs to be included in the MPD of the DVB-I service.

NOTE 2: Applications may achieve similar results by managing media presentation themselves using MSE and fetching the video and audio from different sources.

O.11 Companion screens

Clause 14 of the present document shall apply identically to a broadcast-related application that is related to a DVB-I service instance delivered by DVB-DASH as it does to a broadcast-related application that related to a service delivered by classic RF-based broadcast (DVB-C, DVB-S, DVB-S2, DVB-T, DVB-T2).

O.12 Summary of limitations (informative)

Limitations of broadcast-related applications linked to DVB-I services delivered by DVB-DASH compared to applications linked to services delivered by classic RF-based broadcast (DVB-C, DVB-S, DVB-S2, DVB-T, DVB-T2) include the following:

- Carriage of applications in-band in a broadcast service using DSM-CC object carousel.
- Access to programme metadata using the standard APIs is limited to now/next.
- Support of encrypted broadcast services through the video/broadcast object including but not limited to DVB common interface.
- Multi-stream synchronization of video via broadcast and audio via broadband where the audio via broadband is delivered using MPEG DASH.
- Selecting broadcast services based on delivery system descriptors.
- MPEG programs which are not broadcast services.

Annex P (informative): Voice interaction examples

P.1 Introduction

Clause 16 defines how an HbbTV[®] terminal with voice assistant function and enable an HbbTV[®] application to be queried and controlled via voice interactions. This annex provides examples of possible interactions between user, application and terminal with voice assistant function.

A terminal with voice assistant function can be implemented in a variety of ways including as an integral part of the terminal itself, or by the terminal working in conjunction with external devices. Where this annex refers to the terminal it can be understood to mean the combined whole consisting of the terminal and any other systems that are involved in implementing its voice assistant function.

Hypothetical examples of phrases that a user could speak are included in these examples for clarity. However, the grammar and syntax of the user's utterances and how they are processed by the terminal are outside the scope of the present document.

P.2 Sequence diagrams for voice interaction

P.2.1 Capability negotiation and no-media state

Figure P.1 shows a sequence diagram for the following interactions:

- the initial capability negotiation that takes place between application and terminal;
- how the application indicates that it is voice ready, meaning that it can now accept JSON-RPC messages conveying the intents of voice interactions;
- how the application keeps the terminal informed of media playback state;
- how a terminal can handle a user's spoken intent to pause media when there is no media presenting.

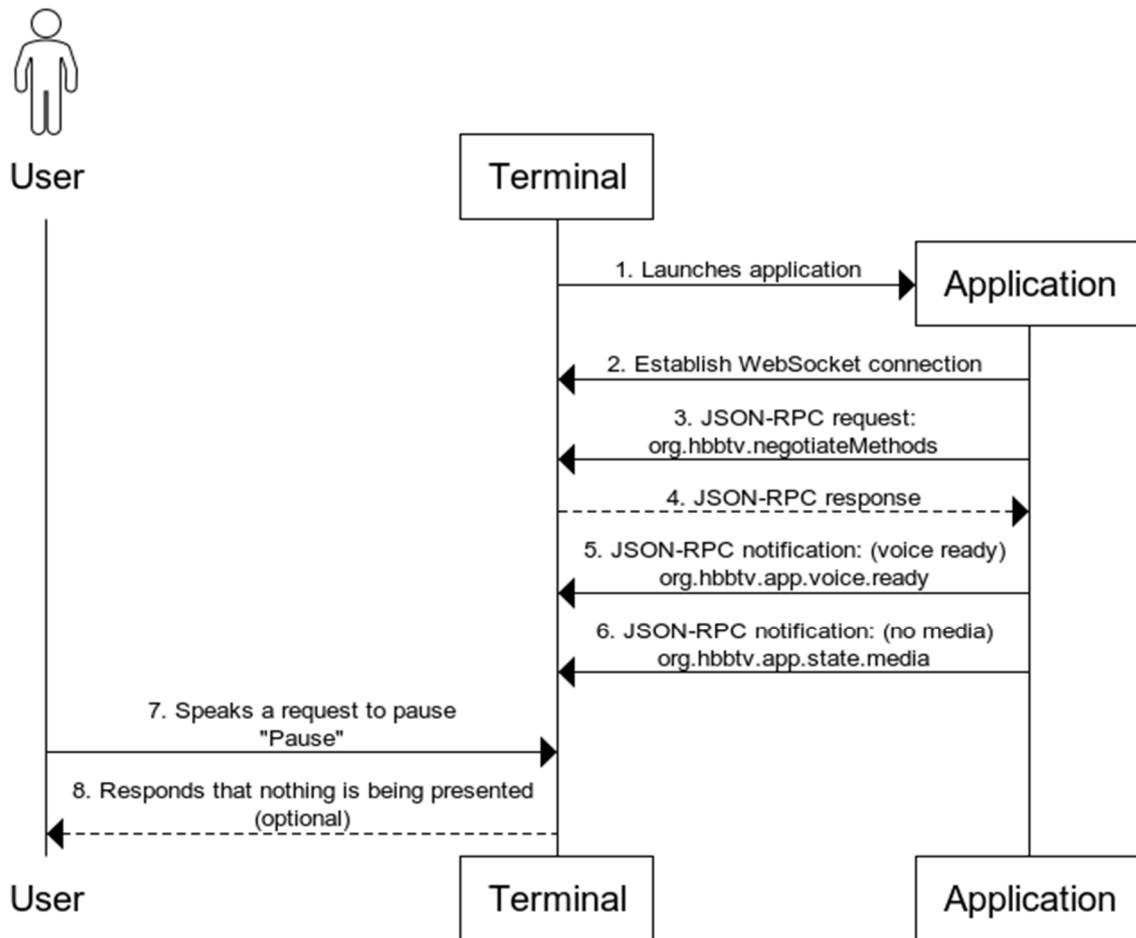


Figure P.1: Voice interaction example - capability negotiation, voice-readiness and no-media state

- 1) When the application is launched, the terminal assumes the application is not voice-ready (see clause 16.3.2) and is not presenting any media, until it is notified otherwise.
- 2) The application establishes a WebSocket connection to the WebSocket server described in clause 16.3. All JSON-RPC messages described in subsequent steps and sequence diagrams are sent via this WebSocket connection.
- 3) The application initiates capability negotiation by sending the following JSON-RPC request that lists the method names for the JSON-RPC messages the application supports:

```

{
  "jsonrpc": "2.0",
  "method": "org.hbbtv.negotiateMethods",
  "params": {
    "terminalToApp": [
      "org.hbbtv.app.intent.media.play",
      "org.hbbtv.app.intent.media.pause",
      "org.hbbtv.app.intent.media.fast-forward",
      "org.hbbtv.app.intent.media.fast-reverse",
      "org.hbbtv.app.intent.media.stop",
      "org.hbbtv.app.intent.media.seek-content",
      "org.hbbtv.app.intent.media.seek-relative",
      "org.hbbtv.app.intent.media.seek-live",
      "org.hbbtv.app.intent.media.seek-wallclock",
      "org.hbbtv.app.intent.search",
      "org.hbbtv.app.intent.display",
      "org.hbbtv.app.intent.playback",
      "org.hbbtv.notify"
    ],
    "appToTerminal": [
      "org.hbbtv.negotiateMethods",
      "org.hbbtv.subscribe",
    ]
  }
}
  
```

```

        "org.hbbtv.unsubscribe",
        "org.hbbtv.app.voice.ready",
        "org.hbbtv.app.state.media"
    ]
},
"id": "1640024683724"
}

```

- 4) The terminal responds with the following JSON-RPC message that informs the application that the terminal supports all the JSON-RPC messages that the application listed in the previous message except the `org.hbbtv.app.intent.display` message:

```

{
  "jsonrpc": "2.0",
  "result": {
    "method": "org.hbbtv.negotiateMethods",
    "terminalToApp": [
      "org.hbbtv.app.intent.media.play",
      "org.hbbtv.app.intent.media.pause",
      "org.hbbtv.app.intent.media.fast-forward",
      "org.hbbtv.app.intent.media.fast-reverse",
      "org.hbbtv.app.intent.media.stop",
      "org.hbbtv.app.intent.media.seek-content",
      "org.hbbtv.app.intent.media.seek-relative",
      "org.hbbtv.app.intent.media.seek-live",
      "org.hbbtv.app.intent.media.seek-wallclock",
      "org.hbbtv.app.intent.search",
      "org.hbbtv.app.intent.playback",
      "org.hbbtv.notify"
    ],
    "appToTerminal": [
      "org.hbbtv.negotiateMethods",
      "org.hbbtv.subscribe",
      "org.hbbtv.unsubscribe",
      "org.hbbtv.app.voice.ready",
      "org.hbbtv.app.state.media"
    ]
  },
  "id": "1640024683724"
}

```

- 5) The application informs the terminal that it is now voice-ready by sending the following JSON-RPC message:

```

{
  "jsonrpc": "2.0",
  "method": "org.hbbtv.app.voice.ready",
  "params": {
    "ready": true
  }
}

```

- 6) The application informs the terminal that it is not currently presenting any media. It does so by sending the following JSON-RPC message:

```

{
  "jsonrpc": "2.0",
  "method": "org.hbbtv.app.state.media",
  "params": {
    "state": "no-media",
    "availableActions": {
    }
  }
}

```

- 7) The terminal determines that the user has spoken a request to pause.

- 8) The terminal knows the following:

- The application is voice-ready, as indicated in the previous sequence and supports the `org.hbbtv.app.intent.media.pause` message (see Figure P.1).
- There is no media being presented, as indicated by the most recent `org.hbbtv.app.state.media` message.

The terminal therefore does not send a `org.hbbtv.app.intent.media.pause` message to the application.

The terminal can inform the user that no media is playing and therefore it is not possible to pause; but whether and how this is done is outside the scope of the present document.

P.2.2 Pausing depending on state of presenting media

Figure P.2 is a sequence diagram that shows how a terminal can handle a user's spoken request to pause depending on whether the media is currently playing or already paused.

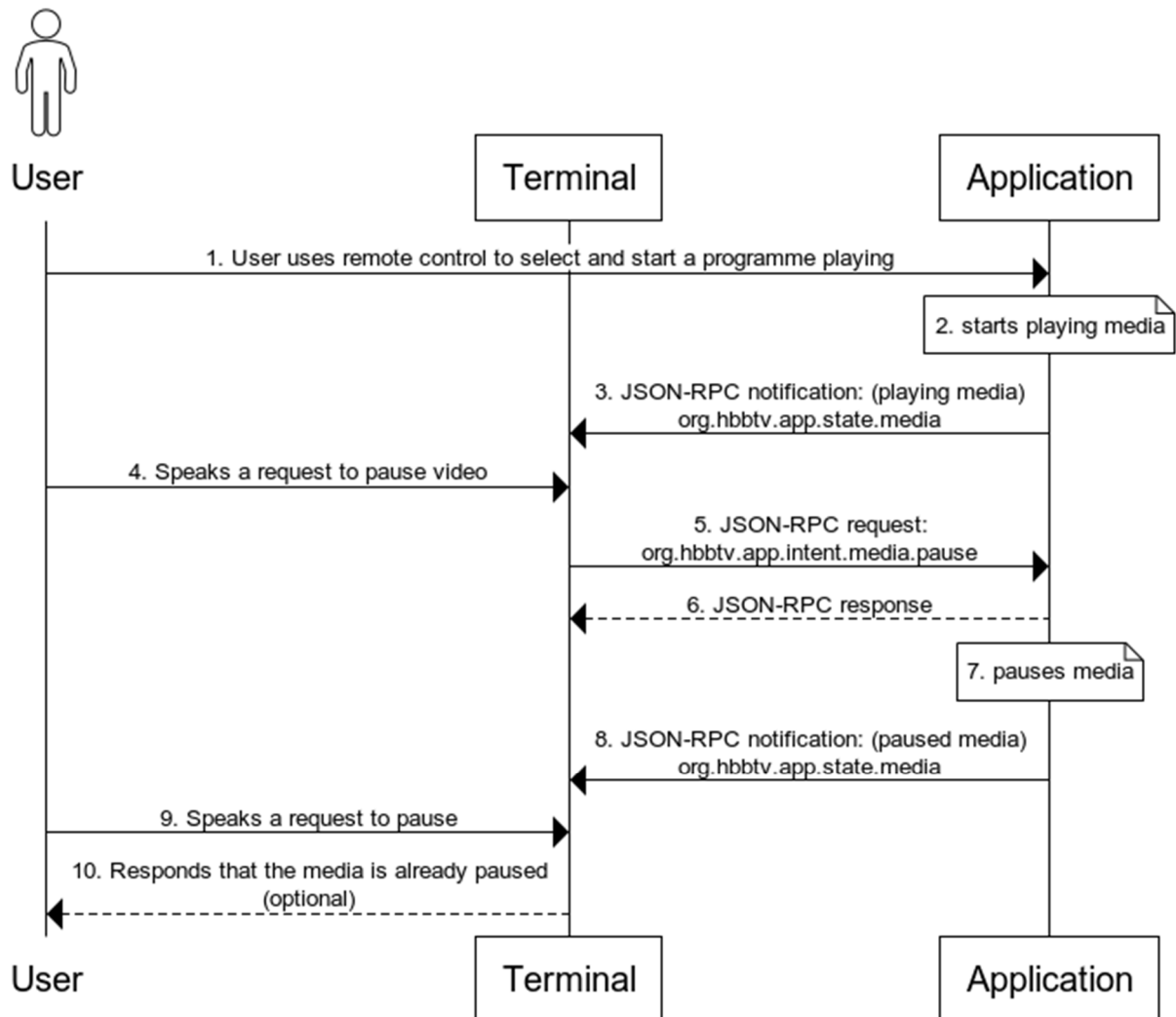


Figure P.2: Voice interaction example - paused and not-paused media states

Prior to this sequence, the sequence of events described in clause P.2.1 have taken place:

- 1) Using the remote control, the user interacts with the application and selects a programme to start playing.
- 2) The application begins playing the selected programme.
- 3) The application then informs the terminal that it is now playing some media by sending the following JSON-RPC message:

```

{
  "jsonrpc": "2.0",
  "method": "org.hbbtv.app.state.media",
  "params": {
    "state": "playing",
  }
}
  
```

```

    "kind": "audio-video",
    "type": "on-demand",
    "currentTime": 0.12,
    "range": {
      "start": 0,
      "end": 3600
    },
    "availableActions": {
      "pause": true,
      "play": true,
      "stop": true,
      "fast-forward": true,
      "fast-reverse": true,
      "seek-content": true,
      "seek-relative": true
    },
    "metadata": {
      "mediaId": "urn:broadcaster:programme:1249863457643",
      "title": "The Sketch Show",
      "secondaryTitle": "Series 2 episode 4",
      "synopsis": "Comedy sketches based on the news."
    },
    "accessibility": {
      "subtitles": { "enabled": false, "available": true },
      "audioDescription": { "enabled": false, "available": true },
      "signLanguage": { "enabled": false, "available": false }
    }
  }
}

```

4) After a short time, the user speaks a request to pause.

5) The terminal knows the following:

- The application is voice-ready, as indicated in the previous sequence and supports the `org.hbbtv.app.intent.media.pause` message (see Figure P.1).
- There is media playing and can be paused, as indicated by the most recent `org.hbbtv.app.state.media` message.

The terminal therefore informs the application of the user's intent by sending the following JSON-RPC message to the application:

```

{
  "jsonrpc": "2.0",
  "method": "org.hbbtv.app.intent.media.pause",
  "params": {
    "origin": "voice"
  },
  "id": 1620296880797
}

```

6) The application sends the following JSON-RPC response message to confirm the intent has been accepted:

```

{
  "jsonrpc": "2.0",
  "result": {
    "method": "org.hbbtv.app.intent.media.pause"
  },
  "id": 1620296880797
}

```

7) The application receives the message and pauses the media.

8) The application then sends another JSON-RPC message describing the change in media state:

```

{
  "jsonrpc": "2.0",
  "method": "org.hbbtv.app.state.media",
  "params": {
    "state": "paused",
    "kind": "audio-video",
    "type": "on-demand",
    "currentTime": 94.28,

```



```

"range": {
  "start": 0,
  "end": 3600
},
"availableActions": {
  "pause": true,
  "play": true,
  "stop": true,
  "fast-forward": true,
  "fast-reverse": true,
  "seek-content": true,
  "seek-relative": true
},
"metadata": {
  "mediaId": "urn:broadcaster:programme:1249863457643",
  "title": "The Sketch Show",
  "secondaryTitle": "Series 2 episode 4",
  "synopsis": "Comedy sketches based on the news."
},
"accessibility": {
  "subtitles": { "enabled": false, "available": true },
  "audioDescription": { "enabled": false, "available": true },
  "signLanguage": { "enabled": false, "available": false }
}
}
}

```

9) After a short time, the user speaks a request to pause.

10) The terminal knows the following:

- The application is voice-ready and supports the `org.hbbtv.app.intent.media.pause` message as indicated in the earlier JSON-RPC messages sent by the application during the sequence of events in clause P.2.1.
- There is media is already paused, as indicated by the most recent `org.hbbtv.app.state.media` message.

The terminal therefore does not send a `org.hbbtv.app.intent.media.pause` message to the application.

The terminal can inform the user that the media is already paused; but whether and how this is done is outside the scope of the present document.

P.2.3 Pausing depending on available actions for presenting media

Figure P.3 is a sequence diagram that shows how a terminal can handle a user's spoken request to pause if the presenting media cannot be paused.

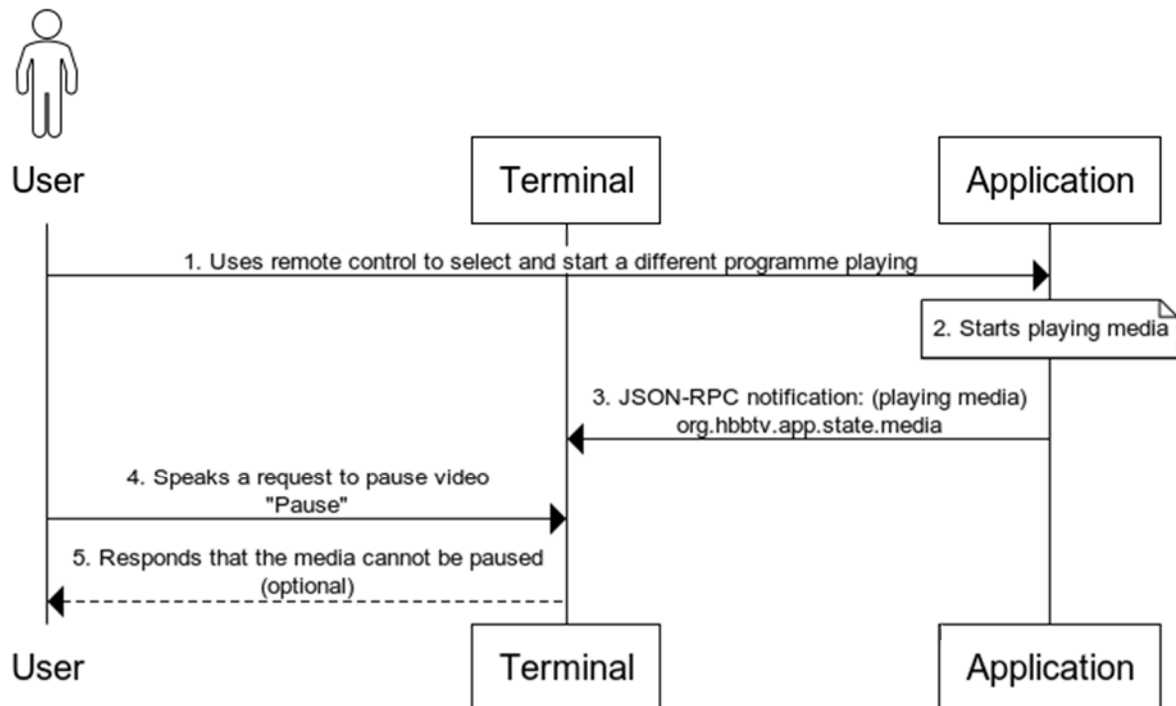


Figure P.3: Voice interaction example - media that cannot be paused

Prior to this sequence, the sequence of events described in clause P.2.1 have taken place:

- 1) Using the remote control, the user interacts with the application and selects a programme to start playing.
- 2) The application begins playing the selected programme.
- 3) The application then informs the terminal that it is now playing some media by sending the following JSON-RPC message:

```

{
  "jsonrpc": "2.0",
  "method": "org.hbbtv.app.state.media",
  "params": {
    "state": "playing",
    "kind": "audio-video",
    "type": "live",
    "currentTime": "2021-04-28T18:52:00Z",
    "range": {
      "start": "2021-04-28T18:50:00Z",
      "end": "2021-04-28T18:55:00Z"
    },
    "availableActions": {
      "stop": true
    },
    "metadata": {
      "mediaId": "urn:broadcaster:programme:1249863457643",
      "title": "The Sketch Show",
      "secondaryTitle": "Series 2 episode 4",
      "synopsis": "Comedy sketches based on the news."
    },
    "accessibility": {
      "subtitles": { "enabled": false, "available": true },
      "audioDescription": { "enabled": false, "available": true },
      "signLanguage": { "enabled": false, "available": false }
    }
  }
}
  
```

- 4) After a short time, the user speaks a request to pause.

5) The terminal knows the following:

- The application is voice-ready and supports the `org.hbbtv.app.intent.media.pause` message as indicated in the earlier JSON-RPC messages sent by the application during the sequence of events in clause P.2.1.
- There is media playing but it cannot be paused, as indicated by the `availableActions` information in the most recent `org.hbbtv.app.state.media` message.

The terminal therefore does not send a `org.hbbtv.app.intent.media.pause` message to the application.

The terminal can inform the user that it is not possible to seek; but whether and how this is done is outside the scope of the present document.

P.2.4 Seeking to start or relative to current playback position

Figure P.4 is a sequence diagram that shows how a terminal can handle a user's spoken request to jump back to the start or to jump forwards or backwards relative to the current playback position.

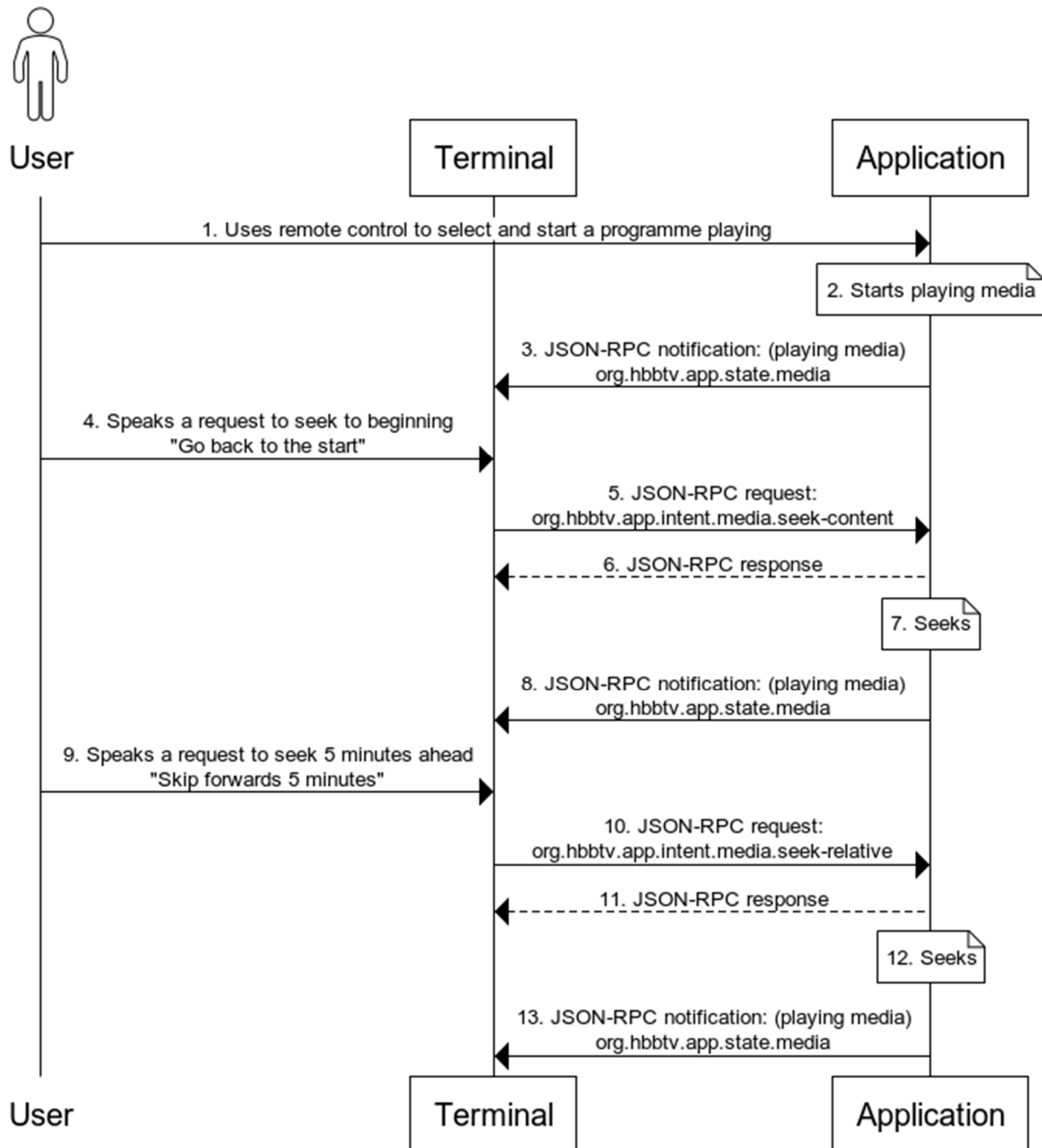


Figure P.4: Voice interaction example - seeking relative to start of content

Prior to this sequence, the sequence of events described in clause P.2.1 have taken place:

- 1) Using the remote control, the user interacts with the application and selects a programme to start playing.
- 2) The application begins playing the selected programme.
- 3) The application then informs the terminal that it is now playing some media by sending the following JSON-RPC message:

```

{
  "jsonrpc": "2.0",
  "method": "org.hbbtv.app.state.media",
  "params": {
    "state": "playing",
    "kind": "audio-video",
  }
}

```

```

    "type": "on-demand",
    "currentTime": 0.84,
    "range": {
      "start": 0,
      "end": 3600
    },
    "availableActions": {
      "pause": true,
      "play": true,
      "stop": true,
      "fast-forward": true,
      "fast-reverse": true,
      "seek-content": true,
      "seek-relative": true
    },
    "metadata": {
      "mediaId": "urn:broadcaster:programme:1249863457643",
      "title": "The Sketch Show",
      "secondaryTitle": "Series 2 episode 4",
      "synopsis": "Comedy sketches based on the news."
    },
    "accessibility": {
      "subtitles": { "enabled": false, "available": true },
      "audioDescription": { "enabled": false, "available": true },
      "signLanguage": { "enabled": false, "available": false }
    }
  }
}

```

- 4) After a short time, the user speaks a request to go back to the start of the programme.
- 5) The terminal knows the following:
 - The application is voice-ready and supports the `org.hbbtv.app.intent.media.seek-content` message as indicated in the earlier JSON-RPC messages sent by the application during the sequence of events in clause P.2.1.
 - There is media playing and supports seeking relative to the start or end of the content, as indicated by the `availableActions` information in the most recent `org.hbbtv.app.state.media` message.

The terminal therefore informs the application of the user's intent by sending the following JSON-RPC message to the application:

```

{
  "jsonrpc": "2.0",
  "method": "org.hbbtv.app.intent.media.seek-content",
  "params": {
    "origin": "voice",
    "anchor": "start",
    "offset": 0
  },
  "id": "fca39384-6279-11ec-8bc1-e35473fa03c6"
}

```

- 6) The application receives the message and sends the following JSON-RPC response message to confirm the intent has been accepted:

```

{
  "jsonrpc": "2.0",
  "result": {
    "method": "org.hbbtv.app.intent.media.seek-content"
  },
  "id": "fca39384-6279-11ec-8bc1-e35473fa03c6"
}

```

- 7) The application seeks the media it is presenting back to the start.
- 8) The application then sends another JSON-RPC message describing the change in media state:

```

{
  "jsonrpc": "2.0",
  "method": "org.hbbtv.app.state.media",

```

```

"params": {
  "state": "playing",
  "kind": "audio-video",
  "type": "on-demand",
  "currentTime": 0.32,
  "range": {
    "start": 0,
    "end": 3600
  },
  "availableActions": {
    "pause": true,
    "play": true,
    "stop": true,
    "fast-forward": true,
    "fast-reverse": true,
    "seek-content": true,
    "seek-relative": true
  },
  "metadata": {
    "mediaId": "urn:broadcaster:programme:1249863457643",
    "title": "The Sketch Show",
    "secondaryTitle": "Series 2 episode 4",
    "synopsis": "Comedy sketches based on the news."
  },
  "accessibility": {
    "subtitles": { "enabled": false, "available": true },
    "audioDescription": { "enabled": false, "available": true },
    "signLanguage": { "enabled": false, "available": false }
  }
}
}
}

```

9) After a short time, the user speaks a request to seek forward 5 minutes from the current playback position.

10) The terminal knows the following:

- The application is voice-ready and supports the `org.hbbtv.app.intent.media.seek-relative` message as indicated in the earlier JSON-RPC messages sent by the application during the sequence of events in clause P.2.1.
- There is media playing and supports seeking relative to the current playback position, as indicated by the `availableActions` information in the most recent `org.hbbtv.app.state.media` message.

The terminal therefore informs the application of the user's intent by sending the following JSON-RPC message to the application:

```

{
  "jsonrpc": "2.0",
  "method": "org.hbbtv.app.intent.media.seek-relative",
  "params": {
    "origin": "voice",
    "offset": 300
  },
  "id": "9e8d3a2a-627e-11ec-8be7-eb8d2c173658"
}

```

11) The application receives the message and sends the following JSON-RPC response message to confirm the intent has been accepted:

```

{
  "jsonrpc": "2.0",
  "result": {
    "method": "org.hbbtv.app.intent.media.seek-relative"
  },
  "id": "9e8d3a2a-627e-11ec-8be7-eb8d2c173658"
}

```

12) The application seeks the media it is presenting forward by 300 seconds (5 minutes) relative to the current playback position.

13) The application then sends another JSON-RPC message describing the change in media state:

```
{
  "jsonrpc": "2.0",
  "method": "org.hbbtv.app.state.media",
  "params": {
    "state": "playing",
    "kind": "audio-video",
    "type": "on-demand",
    "currentTime": 321.2,
    "range": {
      "start": 0,
      "end": 3600
    },
    "availableActions": {
      "pause": true,
      "play": true,
      "stop": true,
      "fast-forward": true,
      "fast-reverse": true,
      "seek-content": true,
      "seek-relative": true
    },
    "metadata": {
      "mediaId": "urn:broadcaster:programme:1249863457643",
      "title": "The Sketch Show",
      "secondaryTitle": "Series 2 episode 4",
      "synopsis": "Comedy sketches based on the news."
    },
    "accessibility": {
      "subtitles": { "enabled": false, "available": true },
      "audioDescription": { "enabled": false, "available": true },
      "signLanguage": { "enabled": false, "available": false }
    }
  }
}
```

P.2.5 Initiating playback

Figure P.5 is a sequence diagram that shows how a terminal can handle a user's spoken request to playback a specific programme, when:

- the application is not yet running; and
- when the application is already running.

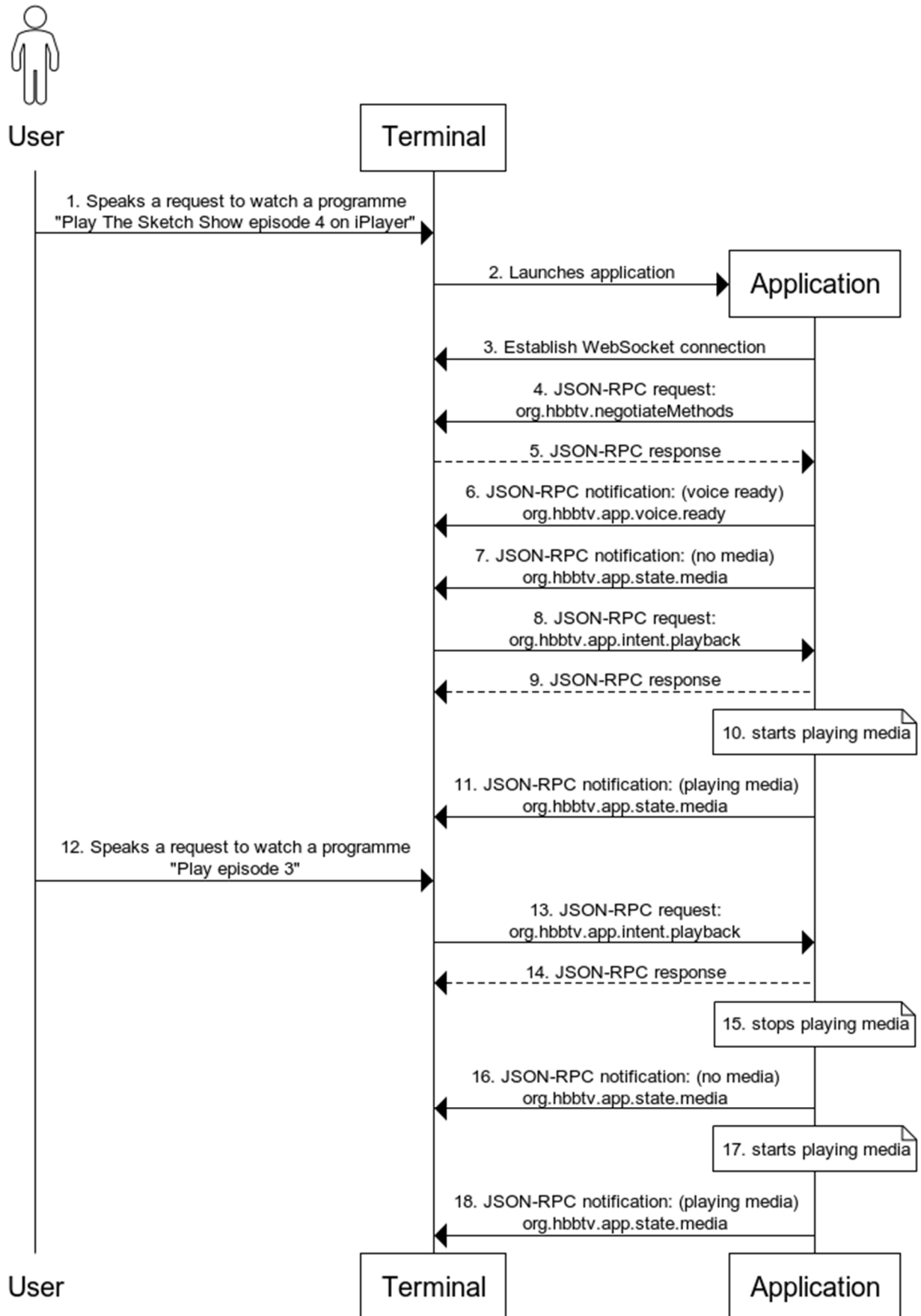


Figure P.5: Voice interaction example - initiating playback

- 1) The user speaks a request to play a specific programme.
- 2) By means outside the scope of the present document, the terminal:
 - determines what application is able to present that programme and how to launch that application;
 - knows that the application supports the voice interaction functionality and the `org.hbbtv.app.intent.playback` JSON-RPC message; and
 - retrieves a unique identifier, specific to the application, that identifies the specific programme; and
 the terminal then launches the application. When the application is launched, the terminal assumes the application is not yet voice-ready (see clause 16.3.2) and is not presenting any media.
- 3) The application establishes a WebSocket connection to the WebSocket server described in clause 16.3. All JSON-RPC messages described in subsequent steps and sequence diagrams are sent via this WebSocket connection.
- 4) The application initiates capability negotiation by sending the following JSON-RPC request that lists the method names for the JSON-RPC messages the application supports:

```
{
  "jsonrpc": "2.0",
  "method": "org.hbbtv.negotiateMethods",
  "params": {
    "terminalToApp": [
      "org.hbbtv.app.intent.media.play",
      "org.hbbtv.app.intent.media.pause",
      "org.hbbtv.app.intent.media.fast-forward",
      "org.hbbtv.app.intent.media.fast-reverse",
      "org.hbbtv.app.intent.media.stop",
      "org.hbbtv.app.intent.media.seek-content",
      "org.hbbtv.app.intent.media.seek-relative",
      "org.hbbtv.app.intent.media.seek-live",
      "org.hbbtv.app.intent.media.seek-wallclock",
      "org.hbbtv.app.intent.search",
      "org.hbbtv.app.intent.display",
      "org.hbbtv.app.intent.playback",
      "org.hbbtv.notify"
    ],
    "appToTerminal": [
      "org.hbbtv.negotiateMethods",
      "org.hbbtv.subscribe",
      "org.hbbtv.unsubscribe",
      "org.hbbtv.app.voice.ready",
      "org.hbbtv.app.state.media"
    ]
  }
},
  "id": "1640024683724"
}
```

- 5) The terminal responds with the following JSON-RPC message that informs the application that the terminal supports all the JSON-RPC messages that the application listed in the previous message except the `org.hbbtv.app.intent.display` message:

```
{
  "jsonrpc": "2.0",
  "result": {
    "method": "org.hbbtv.negotiateMethods",
    "terminalToApp": [
      "org.hbbtv.app.intent.media.play",
      "org.hbbtv.app.intent.media.pause",
      "org.hbbtv.app.intent.media.fast-forward",
      "org.hbbtv.app.intent.media.fast-reverse",
      "org.hbbtv.app.intent.media.stop",
      "org.hbbtv.app.intent.media.seek-content",
      "org.hbbtv.app.intent.media.seek-relative",
      "org.hbbtv.app.intent.media.seek-live",
      "org.hbbtv.app.intent.media.seek-wallclock",
      "org.hbbtv.app.intent.search",
      "org.hbbtv.app.intent.playback",
      "org.hbbtv.notify"
    ]
  }
}
```

```

    ],
    "appToTerminal": [
      "org.hbbtv.negotiateMethods",
      "org.hbbtv.subscribe",
      "org.hbbtv.unsubscribe",
      "org.hbbtv.app.voice.ready",
      "org.hbbtv.app.state.media"
    ]
  },
  "id": "1640024683724"
}

```

- 6) The application informs the terminal that it is now voice-ready by sending the following JSON-RPC message:

```

{
  "jsonrpc": "2.0",
  "method": "org.hbbtv.app.voice.ready",
  "params": {
    "ready": true
  }
}

```

- 7) The application informs the terminal that it is not currently presenting any media. It does so by sending the following JSON-RPC message:

```

{
  "jsonrpc": "2.0",
  "method": "org.hbbtv.app.state.media",
  "params": {
    "state": "no-media",
    "availableActions": {
    }
  }
}

```

- 8) The terminal knows the following:

- The application is now voice-ready and supports the `org.hbbtv.app.intent.playback` message as indicated in the earlier JSON-RPC messages sent by the application.

The terminal therefore informs the application of the user's intent by sending the following JSON-RPC message to the application:

```

{
  "jsonrpc": "2.0",
  "method": "org.hbbtv.app.intent.playback",
  "params": {
    "origin": "voice",
    "mediaId": "urn:broadcaster:programme:1249863457643"
  },
  "id": "9e82f5569218569c4785a699873ace4a"
}

```

- 9) The application sends the following JSON-RPC response message to confirm the intent has been accepted:

```

{
  "jsonrpc": "2.0",
  "result": {
    "method": "org.hbbtv.app.intent.playback"
  },
  "id": "9e82f5569218569c4785a699873ace4a"
}

```

- 10) The application begins playing the selected programme.

- 11) The application then informs the terminal that it is now playing some media by sending the following JSON-RPC message:

```

{
  "jsonrpc": "2.0",
  "method": "org.hbbtv.app.state.media",
  "params": {

```

```

"state": "playing",
"kind": "audio-video",
"type": "on-demand",
"currentTime": 0.16,
"range": {
  "start": 0,
  "end": 3600
},
"availableActions": {
  "pause": true,
  "play": true,
  "stop": true,
  "fast-forward": true,
  "fast-reverse": true,
  "seek-content": true,
  "seek-relative": true
},
"metadata": {
  "mediaId": "urn:broadcaster:programme:1249863457643",
  "title": "The Sketch Show",
  "secondaryTitle": "Series 2 episode 4",
  "synopsis": "Comedy sketches based on the news."
},
"accessibility": {
  "subtitles": { "enabled": false, "available": true },
  "audioDescription": { "enabled": false, "available": true },
  "signLanguage": { "enabled": false, "available": false }
}
}
}

```

12) After a short time, the user speaks a request to play a different episode.

13) By means outside the scope of the present document, the terminal:

- determines that the currently running application is able to present that programme; and
- retrieves a unique identifier, specific to the application, that identifies the specific programme.

NOTE: The terminal can make use of contextual information, including the currently running application and its media state, to understand a spoken request that includes only partial information. For example: a user could request playback of a different episode without explicitly stating the name of the programme. The terminal could understand this to imply that it is an episode of the programme currently being presented by the current application. Whether and how this is done is outside the scope of the present document.

The terminal also knows that the application is still voice-ready.

The terminal therefore informs the application of the user's intent by sending the following JSON-RPC message to the application:

```

{
  "jsonrpc": "2.0",
  "method": "org.hbbtv.app.intent.playback",
  "params": {
    "origin": "voice",
    "mediaId": "urn:broadcaster:programme:1802863457730"
  },
  "id": "552251eb2914cfe3cd28c620275461ec"
}

```

14) The application sends the following JSON-RPC response message to confirm the intent has been accepted:

```

{
  "jsonrpc": "2.0",
  "result": {
    "method": "org.hbbtv.app.intent.playback"
  },
  "id": "552251eb2914cfe3cd28c620275461ec "
}

```

15) The application stops playback of the currently playing media.

- 16) The application then informs the terminal that it is now not currently presenting any media. It does so by sending the following JSON-RPC message:

```
{
  "jsonrpc": "2.0",
  "method": "org.hbbtv.app.state.media",
  "params": {
    "state": "no-media",
    "availableActions": {
    }
  }
}
```

- 17) The application begins playing the selected programme.

- 18) The application then informs the terminal that it is now playing some media by sending the following JSON-RPC message:

```
{
  "jsonrpc": "2.0",
  "method": "org.hbbtv.app.state.media",
  "params": {
    "state": "playing",
    "kind": "audio-video",
    "type": "on-demand",
    "currentTime": 0.04,
    "range": {
      "start": 0,
      "end": 3600
    },
    "availableActions": {
      "pause": true,
      "play": true,
      "stop": true,
      "fast-forward": true,
      "fast-reverse": true,
      "seek-content": true,
      "seek-relative": true
    },
    "metadata": {
      "mediaId": "urn:broadcaster:programme:1802863457730",
      "title": "The Sketch Show",
      "secondaryTitle": "Series 2 episode 3",
      "synopsis": "Comedy sketches based on the news."
    },
    "accessibility": {
      "subtitles": { "enabled": false, "available": true },
      "audioDescription": { "enabled": false, "available": true },
      "signLanguage": { "enabled": false, "available": false }
    }
  }
}
```

History

Document history		
V1.1.1	June 2010	Publication
V1.2.1	November 2012	Publication
V1.3.1	October 2015	Publication (Withdrawn)
V1.4.1	August 2016	Publication
V1.5.1	September 2018	Publication
V1.6.1	April 2021	Publication
V1.7.1	September 2023	Publication